




TARMO A.Ş.

JOHN DEERE

www.tarmo.com.tr


JD-0001



630-955

H75179
2-4 VİTES DİŞLİSİ
(Z-26 / 31)

JD-0002



630-955

H75180
1-3 VİTES DİŞLİSİ
(Z-34 / 31)


JD-0003



630-955

H82165
SENKROMEÇ ÇEMBER DİŞLİ
(Z-31)


JD-0004



630-955

H32057
GERİ VİTES DİŞLİSİ
(Z-36 / 20 / 15)


JD-0005



630-955

R26255
ORTA GEZİCİ İÇ SENKROMEÇ DİŞLİ
(Z-31 / 9)

JD-0006



630-955

H33491
TEK KAMALI DİŞLİ
(Z-29)

JD-0007



630-955

H36519
KAMALI MİL
(Z-21 / 15 / 15) - (UZUN)

JD-0008



630-955

H64031
KAMALI MİL
(Z-9 / 13) - (KISA)

JD-0009



630-955

H33495
GRUP DİŞLİSİ PRİZDİREK
(Z-13 / 23 / 15 / 10) - (KISA)


JD-0010



955 SÜPER

Z10928
GRUP DİŞLİSİ PRİZDİREK
(Z-13 / 23 / 15 / 10) - (UZUN)

JD-0011



630-955

Z10928
GRUP PRİZDİREK TAMİR DİŞLİSİ
(Z-13)

JD-0012



630-955

Z11298
VİTES AYI - (ORİJİNAL TİP)
(ÇENELİ) - (BÜYÜK)




JD-0013



630-955

Z11299-H11479
VİTES AYI
(KÜÇÜK)

JD-0014



630-955

L29227
İSTAVROZ DİŞLİSİ
(KONİK)

JD-0015



630-955

L29226
İSTAVROZ MİLİ

JD-0016



630-955

AZ23520
DİFERANSİYEL CER DİŞLİSİ
(DÖVME)

JD-0017



1174-1450

Z11013-AH66305
CER DİŞLİSİ
(Z-29 / 85) - (YEKPARE) - (DÖVME)

JD-0018



630-955

AZ23265
CER DİŞLİSİ
(Z-25 / 85) - (YEKPARE) - (DÖVME)

JD-0019



630

Z10944-H28090
PİNYON DİŞLİ CER KARŞILIĞI
(Z-21 / 11)

JD-0020



955

H65260
PİNYON DİŞLİ CER KARŞILIĞI
(Z-21 / 11)


JD-0021



955 SÜPER

Z11315
PİNYON DİŞLİ CER KARŞILIĞI
(Z-23 / 11)

JD-0022



1170-1450-1550

CQ58485-CQ05043
PİNYON DİŞLİ CER KARŞILIĞI
(Z-23 / 11)

JD-0023



1000-2000 SERİSİ

Z11320
PİNYON DİŞLİ CER KARŞILIĞI
(Z-23 / 11)

JD-0024



955

Z10798
CER KOVANI
(ÇELİK)



TARMO A.Ş.

JOHN DEERE

www.tarmo.com.tr

JD-0025



630-955

Z27545

DİFERANSİYEL AKSI

(Z-23 / 12 / 21) - (25cm) - (SAĞ)

JD-0026



630-955

Z27546

DİFERANSİYEL AKSI

(Z-23 / 12 / 21) - (29cm) - (SOL)

JD-0027



955-955 SÜPER

Z37946

DİFERANSİYEL AKSI

(Z-23 / 12 / 23) - (UZUN) - (SAĞ)

JD-0028



955-955 SÜPER

Z37945

DİFERANSİYEL AKSI

(Z-23 / 12 / 23) - (KISA) - (SOL)

JD-0029



1174

Z45036

DİFERANSİYEL AKSI

(SAĞ - SOL)

JD-0030



1450

H136017

DİFERANSİYEL AKSI

(SAĞ - SOL)

JD-0031




975H-985H-1075H

Z31530

1 VE 3.VİTES DİŞLİSİ

JD-0032




975H-985H-1075H

H62815

1 VE GERİ VİTES DİŞLİSİ

(Z-35 / 20 / 15)

JD-0033




1174

Z11551

2-4 VİTES DİŞLİSİ

JD-0034




1174

Z11552

1-3 VİTES DİŞLİSİ

JD-0035



1174

Z11557

1 VE GERİ VİTES DİŞLİSİ

JD-0036



1174

Z44614

SENKROMEÇ ÇEMBER DİŞLİ



TARMO A.Ş.

JOHN DEERE

www.tarmo.com.tr

JD-0037



1174

Z46410
SENKROMEÇ ORTA GEZİCİ

JD-0038



1174

Z11788
KAMALI MİL
(UZUN)

JD-0039



1174

Z11706
KAMALI MİL
(KISA)

JD-0040



1174

Z11550
TEK KAMALI DİŞLİ

JD-0041



1174

Z11556
1 VE GERİ VİTES DİŞLİ

JD-0042



1174

Z11553
GRUP PRİZDİREK DİŞLİ


JD-0043



630

H33512
DİFERANSİYEL AKSİ
(ESKİ MODEL)

JD-0044



1030-1130-2030

L28376
AKS DİŞLİSİ TRAKTÖR
(ESKİ MODEL)


JD-0045



965-975

Z35514
DİFERANSİYEL AKSİ
(ÖZEL) - (UZUN) - (SOL)

JD-0046



630-955

T29394
İSTAVROZ DİŞLİSİ
(YENİ MODEL)

JD-0047



630-955-1170

H103167
KAMALI MİL ARA PULU

JD-0048



2000-9000-CTS SERİSİ

H157014
PİNYON DİŞLİ
(Z-11) - (CER KARŞILIĞI)



TARMO A.Ş.

JOHN DEERE

www.tarmo.com.tr

JD-0049



2000 SERİSİ

Z12905
DİFERANSİYEL AKS MİLİ
(FREZELİ)

JD-0050



2000 SERİSİ

Z12885-Z12521
DİFERANSİYEL AKS DİŞLİSİ
(HELİS)

JD-0051



630-955

Z11284-Z10770
BÜYÜK TEKER ŞAPKALI AKS
(DÖVME)

JD-0052



965-975-985-1085-1174

Z11791-Z11622
BÜYÜK TEKER ŞAPKALI AKS
(DÖVME)

JD-0053



630

AZ16162
ARKA AKS

JD-0054



955

AZ29047-AZ23688
ARKA AKS

JD-0055



965-975-985-1055-1075

AZ28787
ARKA AKS

JD-0056



1174-1177-4425

AZ35624
ARKA AKS
(TEK KULAKLI) - (SOL)

JD-0057



1174-1177-4425

AZ37246
ARKA AKS
(ÇİFT KULAKLI) - (SAĞ)

JD-0058



900-1000 SERİSİ

H21871
BÜYÜK TEKER ŞAPKALI AKS SOMUNU


JD-0060



630

H36520
AKS MİLİ
(Z-21) - (596mm) - (UZUN) - (SAĞ)

JD-0061



630

H36521
AKS MİLİ
(Z-21) - (348mm) - (KISA) - (SOL)



TARMO A.Ş.

JOHN DEERE

www.tarmo.com.tr

JD-0062



955

Z32611

AKS MİLİ

(Z-21) - (671mm) - (UZUN) - (SOL)

JD-0063



955

Z32612

AKS MİLİ

(Z-21) - (273,5mm) - (KISA) - (SAĞ)

JD-0064



950-960-970

Z32614

AKS MİLİ

(Z-21) - (811mm)

JD-0065



950-960-970

Z32613

AKS MİLİ

(Z-21) - (527mm)

JD-0066



950-960-970

H36522

AKS MİLİ

(Z-21) - (850mm)

JD-0067




955 SÜPER

Z37933

AKS MİLİ

(Z-23) - (645mm) - (UZUN) - (SOL)

JD-0068



955 SÜPER

Z37934

AKS MİLİ

(Z-23) - (246mm) - (KISA) - (SAĞ)

JD-0069




955-955 SÜPER

Z37937

AKS MİLİ

(Z-23) - (593mm) - (UZUN) - (SOL)

JD-0070



955-955 SÜPER

Z37938

AKS MİLİ

(Z-23) - (295,5mm) - (KISA) - (SAĞ)

JD-0071



1450-1170

Z37941

AKS MİLİ

(Z-23) - (811mm)

JD-0072



975-1075-1174-1177

Z37940

AKS MİLİ

(Z-23) - (550mm)

JD-0073



955-1055

Z38335

AKS MİLİ

(Z-23) - (386mm)



TARMO A.Ş.

JOHN DEERE

www.tarmo.com.tr

JD-0074



955

Z38796
AKS MİLİ
(Z-23) - (435mm)

JD-0075



955-1055

Z38336
AKS MİLİ
(Z-23) - (785mm)

JD-0076



950-955-960-970

Z38794
AKS MİLİ
(Z-23) - (735mm)

JD-0077



1185-1450-1550-2054

Z59336
AKS MİLİ
(Z-23) - (507mm)

JD-0078



1165-1175-1450-1550

CQ24615
AKS MİLİ
(Z-23) - (581mm)

JD-0079



1165-6300-7700

CQ05101
AKS MİLİ
(Z-23) - (400mm) - (SAĞ)

JD-0080



1165-1175-6300-7300

CQ06569
AKS MİLİ
(Z-23) - (660mm) - (SAĞ)

JD-0081



1165-1175-6300-7300

CQ05100
AKS MİLİ
(Z-23) - (700mm) - (SOL)

JD-0082



1165-1175-1450-1550

CQ14131
AKS MİLİ
(Z-23) - (800mm) - (SAĞ)

JD-0083



1165-1175-1450-1550

CQ12569
AKS MİLİ
(Z-23) - (840mm) - (SOL)

JD-0084



1450

AKS MİLİ
(Z-23) - (515mm)

JD-0086



2000 SERİSİ

AKS MİLİ
(Z-23) - (850mm)



TARMO A.Ş.

JOHN DEERE

www.tarmo.com.tr

JD-0087



630-955

Z31218
AKS FREZESİ
(Z-21)

JD-0088



955

Z37932
AKS FREZESİ
(Z-23)

JD-0089



1450-1550

H133231
AKS FREZESİ
(Z-23)

JD-0090



955

Z35607
MOTORBAŞI KUYRUK MİLİ
(Z-24) - (SIK FREZELİ)

JD-0091



630

Z30509
MOTORBAŞI KUYRUK MİLİ
(Z-11) - (FREZELİ) - (UZUN)

JD-0092



630

Z21274
MOTORBAŞI KUYRUK MİLİ
(Z-11) - (FREZELİ) - (KISA)

JD-0093



1174

Z11407
MOTORBAŞI KUYRUK MİLİ
(34,50cm)

JD-0094



965-975

Z37189
MOTORBAŞI KUYRUK MİLİ
(37cm)

JD-0095



975-985-1085-1185

Z11409
MOTORBAŞI KUYRUK MİLİ
(27cm)

JD-0096



1057-1157

Z11746
MOTORBAŞI KUYRUK MİLİ
(31cm)

JD-0097



1450

DQ10365-CQ51034
MOTORBAŞI KUYRUK MİLİ
(27cm)

JD-0098



965-968-975

Z38620-Z38850
MOTORBAŞI KUYRUK MİLİ
(42cm)




TARMO A.Ş.

JOHN DEERE

www.tarmo.com.tr


JD-0099



955

AZ22756
MOTORBAŞI SACLI DİSKİ
(SIK DIŞ)

JD-0100



630

AZ18174-AZ22624
MOTORBAŞI SACLI DİSKİ
(SEYREK DIŞ)


JD-0101



630

AZ10598
MOTORBAŞI SACLI DİSKİ
(ESKİ MODEL)


JD-0102



1174

AZ42393
MOTORBAŞI SACLI DİSK


JD-0103



1450

DQ23827
MOTORBAŞI KUYRUK MİLİ SACLI
DİSKİ

JD-0104



955-965-1065-1075

14M7176
MOTORBAŞI MİLİ SOMUNU

JD-0106



630-955

H61954
ZIPKA - (İKİLİ) - (YARIM SULU)
(DÖVME)

JD-0107



630-955

Z11228
ZIPKA - (İKİLİ) - (TAKVİYELİ)
(YARIM SULU) - (DÖVME)

JD-0108



630-955

H25603
ZIPKA
(3'LÜ) - (SFERO)


JD-0109



1174

Z11785
ZIPKA - (SAC)
(ORİJİNAL) - (USA)

JD-0110



630-955

P49650
BIÇAK
(20 DIŞ)

JD-0111



1157-1170-1174

Z47493
BIÇAK
(20 DIŞ) - (ÜÇGEN DELİKLİ)



TARMO A.Ş.

JOHN DEERE

www.tarmo.com.tr

JD-0112



1174

Z52672
BİÇAK

JD-0113



420100045
BİÇAK
(SCH TİPİ) - (ÇİFT DELİKLİ)

JD-5097



630-955

Z21972
BİÇAK MASTAR ŞERİDİ
(440cm)

JD-5098



975-1050

Z47473
BİÇAK MASTAR ŞERİDİ
(68 BİÇAK)

JD-0120



1157-1158-1174

AZ50341
MASTAR ROTU
(UZUN)

JD-0121



800 SERİSİ TABLALAR

AZ41726
MASTAR ROTU
(KISA)

JD-0122



1450

AZ47383
MASTAR ROTU

JD-0123



630-955

AH21346
MASTAR ROTBAŞI
(SULU) - (DÖVME)

JD-0124



630-900 SERİSİ

AH21345
BİÇAKKOLU ROT BAŞI
(SULU) - (DÖVME)

JD-0125



630-955

AH75396
ARKA DİREKSİYON ROTU
(DİŞİ)

JD-0126



630-955

AH75397
ARKA DİREKSİYON ROTU
(ERKEK)

JD-0127



630-955

AZ10850
ARKA DÖNÜŞ ROTU
(SOL DİŞ)



TARMO A.Ş.

JOHN DEERE

www.tarmo.com.tr

JD-0128



630-955

AZ10851
ARKA DÖNÜŞ ROTU
(SAĞ DIŞ)

JD-0129



965-975-1055-1065-1085

AZ28775-AZ39038
ARKA DİREKSİYON ROTU
(ERKEK)

JD-0130



965-975-1055-1065-1085

AZ28776
ARKA DİREKSİYON ROTU
(DIŞI)

JD-0131



1174

AZ40007
ARKA DİREKSİYON ROTU
(ERKEK)

JD-0132



1174

AZ40008
ARKA DİREKSİYON ROTU
(DIŞI)

JD-0133



1174

AZ28777
ARKA DÖNÜŞ ROTU
(SAĞ DIŞ)

JD-0134



1174

AZ28778
ARKA DÖNÜŞ ROTU
(SOL DIŞ)


JD-0135



PAMUK TOPLAMA MAKİNASI

AH94057
ROT
(ERKEK)

JD-0136



1000-1100 SERİSİ

AE28237
BİÇAKKOLU ŞANZİMAN
(KOL-KASNAK HARIÇ)

JD-0137



1000-1100 SERİSİ

AE28237
BİÇAKKOLU ŞANZİMAN
(KOMPLE)

JD-0138



1000-1100 SERİSİ

AE28203-AE28204
BİÇAKKOLU ŞANZİMAN BOŞ KUTUSU

JD-0139



1000-1100 SERİSİ

E40819
BİÇAKKOLU ŞANZİMAN ÇATALI
(DÖVME)



TARMO A.Ş.

JOHN DEERE

www.tarmo.com.tr

JD-0140



1000-1100 SERİSİ

AE27185

BIÇAKKOLU ŞANZIMAN İÇ YATAĞI
(DÖVME)

JD-0141



1000-1100 SERİSİ

AE28390-E60128

BIÇAKKOLU ŞANZIMAN EKSANTRİK
MİLİ

JD-0142



1000-1100 SERİSİ

H86911

BIÇAKKOLU ŞANZIMAN SALLAMA
KOLU - (DÖVME)

JD-0143



1000-1100 SERİSİ

E55264-H98780

BIÇAKKOLU ŞANZIMAN SALLAMA
KOLU KARŞILIĞI

JD-0144




1000-1100 SERİSİ

E52444

BIÇAKKOLU ŞANZIMAN SALLAMA
KOLU - (TERS)

JD-0145



1000-1100 SERİSİ

AE28140-AE35152

BIÇAKKOLU ŞANZIMAN DIŞ YATAĞI

JD-0146



1000-1100 SERİSİ

E43168

BIÇAKKOLU ŞANZIMAN ÇATAL PİMİ

JD-0147



1000-1100 SERİSİ

E78705-E48349

BIÇAKKOLU ŞANZIMAN KASNAĞI

JD-0148



1000-1100 SERİSİ

JD9841

BIÇAKKOLU ŞANZIMAN ÇATAL BURCU

JD-0149



1000-1100 SERİSİ

AH16581

BIÇAKKOLU ŞANZIMAN ÇATAL KEÇESİ

JD-1490



1000-1100 SERİSİ

L1584C

BIÇAKKOLU ŞANZIMAN EKSANTRİK
MİL KEÇESİ

JD-1491



1000-1100 SERİSİ

BIÇAKKOLU ŞANZIMAN ALT KEÇESİ



TARMO A.Ş.

JOHN DEERE

www.tarmo.com.tr

JD-0150



BÜTÜN MODELLER

AH63330
TAZYİK SİBOBU
(GARANTİLİ)

JD-0151



BÜTÜN MODELLER

AL23836
FREN SİBOBU

JD-0152



630

AZ16163
HIZ PİSTONU
(KALIN TİP) - (KOMPLE)

JD-0153



955

AZ23704
HIZ PİSTONU
(KALIN TİP) - (KOMPLE)

JD-0154



630

AZ16164
TIRMIK PİSTONU
(KOMPLE)

JD-0155



955

AZ18452
TIRMIK PİSTONU
(SAĞ) - (KOMPLE)

JD-0156



955

AZ18451
TIRMIK PİSTONU
(SOL) - (KOMPLE)

JD-0157



630-955

AZ21951-AZ16232
DİREKSİYON PİSTONU
(KOMPLE)

JD-0158



630

AZ10164
TABLA PİSTONU
(KOMPLE)

JD-0159



955

AZ23716-AZ23703
TABLA PİSTONU
(KOMPLE)

JD-0160



1174

AZ45760
TABLA PİSTONU
(KOMPLE)

JD-0161



1157-1174

AZ45759-AZ39037
DİREKSİYON PİSTONU
(KOMPLE)



TARMO A.Ş.

JOHN DEERE

www.tarmo.com.tr

JD-0162



630-955

AZ27651
HIZ PİSTON MİLİ
(KALIN PİSTON İÇİN)

JD-0163



630-955

AZ21952
DİREKSİYON MİLİ
(ŞAPKALI) - (YENİ MODEL)

JD-0165



630-955

H23005
YÜRÜTÜCÜ KASNAK BURCU
(140x132x38mm)


JD-0166



630-955

H23005
YÜRÜTÜCÜ KASNAK BURCU
(STANDART)

JD-0167



630-955

H23005
YÜRÜTÜCÜ KASNAK BURCU
(141x126x50mm)

JD-0168



630-955

Z21088
BOŞALTICI HELEZON YATAK BURCU
(58x50x38mm)

JD-0169



630-955

Z27522
AKS BURCU
(44x40x40mm)


JD-0170



630-955

Z21575
ARKA DİNGİL BURCU
(36x25x50mm)

JD-0171



630-955

Z33642
HİDROLİK POMPA BURCU
(4 ADET TAKIM)


JD-0173



630-955

AZ10690-AZ10691
BATÖR LAMASI
(102cm) - (DELİKLİ)

JD-0174



975-1170-1174-1450

AZ13335-AZ13336
BATÖR LAMASI
(128cm) - (DELİKLİ)

JD-0175



985-1085-1180-1188

AZ26343-AZ26344
BATÖR LAMASI
(154cm) - (DELİKLİ)



JD-0177



BÜTÜN MODELLER

Z11542
ÇELTİK BATÖR DİŞİ

JD-0180



630-955

AR27977
YAĞ MÜŞİRİ

JD-0181



630

AZ15473
HARARET MÜŞİRİ

JD-0182



945-955-965-975-1174

AR67543
ELEKTRİKLİ MAZOT OTOMATIĞI
İTHAL

JD-0183



630-955

AL24526
HARARET SAATİ
(TAYVAN)

JD-0184



FAR

JD-0185



630-955

R82131
MAZOT L RAKORU


JD-0186



630-955

DD14292
MAZOT OTOMATIĞI
(ŞİŞELİ)


JD-0187



630-955

DD14292
MAZOT OTOMATIĞI
(ŞİŞESİZ)

JD-0188



955 SÜPER

DD14292
MAZOT OTOMATIĞI

JD-0189



1174-1450

RE38009
MAZOT OTOMATIĞI

JD-0190



900 SERİSİ-630-1155

AR89563
ENJEKTÖR MEMESİ



TARMO A.Ş.

JOHN DEERE

www.tarmo.com.tr

JD-0191



1155-1158-TRAKTÖR

AR89564
ENJEKTÖR MEMESİ

JD-0192



TRAKTÖR

RE38057
ENJEKTÖR MEMESİ

JD-0193



TRAKTÖR

RE60062
ENJEKTÖR MEMESİ

JD-0194



TRAKTÖR

RE44508
ENJEKTÖR MEMESİ

JD-1940



900 SERİSİ-TRAKTÖR

AR68364
ENJEKTÖR MEMESİ

JD-1941



630-955

AR85618
ENJEKTÖR BAŞLIĞI
(KALIN T)

JD-1942



630-955

AT27622
ENJEKTÖR BAŞLIĞI
(İNCE T)

JD-1943



900 SERİSİ-1055

AR55378-RE16495
PİSTON KOLU

JD-1944



900 SERİSİ-1055

R55647
PİSTON KOL BURCU

JD-1945



630

AT31610-R48768
GÖMLEK LASTİĞİ
(102'LİK)

JD-1946



955

AR71618
GÖMLEK LASTİĞİ
(106'LİK)

JD-1947



630-955

DD14760
YAĞ POMPASI
(KOMPLE)



TARMO A.Ş.

JOHN DEERE

www.tarmo.com.tr

JD-1948



630-955

T23220
MOTOR KARTERİ

JD-1949



955-965-1065-1174

AR59621
KARTER YAĞ SÜZGEÇİ


JD-1950



630-955

AT21535
MOTOR YAĞ ÇUBUĞU


JD-1951



975-1065-1075

AZ23833
RADYATÖR

JD-1952



RADIATÖR PETEĞİ

JD-1953



1174-1177

AL67206-AL67207
STOP LAMBASI
(SAĞ-SOL)

JD-1954



630

R48992
DEVİRDAİM

JD-1955



955

AR52396
DEVİRDAİM

JD-1956



955 SÜPER

AR76290
DEVİRDAİM

JD-1957



630

41313018
DEVİRDAİM
(PERKINS)

JD-1958



975-1174-1450

RE14370
DEVİRDAİM

JD-0195



630-955

AZ19980
TABLA GERĞİ TELİ



TARMO A.Ş.

JOHN DEERE

www.tarmo.com.tr

JD-0196



955

AZ21465
EL FREN TELİ

JD-0197



955

AZ19599
DEVİR TELİ

JD-0198



955 SÜPER

AZ19599H
DEVİR TELİ

JD-0199



1174

AZ24935
VİTES TELİ
(ÜÇLÜ VALFİN)

JD-0200



955

AZ29787-AZ21469
VİTES TELİ
(220cm)

JD-0201



965-975

AZ29788
VİTES TELİ
(252cm)

JD-0202



1055-1065

AZ27966
VİTES TELİ
(262cm)

JD-0203



1058-1075

AZ29789
VİTES TELİ
(272cm)

JD-0204



1065-1157-4435

AZ34569
VİTES TELİ

JD-0205



1174-1072-1177

AZ34570
VİTES TELİ

JD-0206



955

AZ21467-AZ24928
DEBRİYAJ TELİ

JD-0207



1174

AZ21464
DEBRİYAJ TELİ



TARMO A.Ş.

JOHN DEERE

www.tarmo.com.tr

JD-0208



1085

STOP TELİ
(YERLİ MALZEMELİ)

JD-0209



1075

HİDROSTATİK TELİ
(YERLİ MALZEMELİ)

JD-0210



1085

HİDROSTATİK TELİ
(YERLİ MALZEMELİ)

JD-0211



1075

STOP TELİ
(ORİJİNAL MALZEMELİ)

JD-0212



1085

STOP TELİ
(ORİJİNAL MALZEMELİ)

JD-0213



1075

HİDROSTATİK TELİ
(ORİJİNAL MALZEMELİ)

JD-0214



1085

HİDROSTATİK TELİ
(ORİJİNAL MALZEMELİ)

JD-0229



900-1000 SERİSİ

AZ19889
VİTES TELİ ROTCUĞU


JD-0240



630-955

AH12466
YÜRÜTÜCÜ KASNAK KEÇESİ
(BÜYÜK)

JD-0241



630-955

AZ17932
YÜRÜTÜCÜ KASNAK KEÇESİ
(KÜÇÜK)


JD-0242



630-955

AH12089
ÖN AKS KEÇESİ
(BÜYÜK)

JD-0243



630

AN32717
PİNYON DİŞLİ KEÇESİ




TARMO A.Ş.

JOHN DEERE

www.tarmo.com.tr

JD-0244



955

T22069
PİNYON DİŞLİ KEÇESİ

JD-0245



630-955

AP19572
PRİZDİREK KEÇESİ

JD-0246



630

AZ10374
ÖN GÖTÜRÜCÜ DİŞLİ KEÇESİ

JD-0247



630-955

AZ16786
KAMALI MİL KEÇESİ


JD-0248



630-955

AZ12215
PATOZ KASNAK KEÇESİ

JD-0249



630-955

AP19599
ŞANZİMAN ÇATAL MİL KEÇESİ

JD-0250



630-955

AH21815
DİFERANSİYEL AKS MİL KEÇESİ

JD-0251



630-955

Z31038
HİDROLİK POMPA KEÇESİ

JD-0252



630-955

Z22296-Z22297
BATÖR KASNAK KIL KEÇESİ - (TAKIM)

JD-0253



630-955

AH12467
YÜRÜTÜCÜ KASNAK KIL KEÇESİ
(BANT)


JD-0254



630-955

AR101549
DEVİRDİİM SALMASTRASI
(SACLI) - (TAKIM)

JD-0255



630-955

T27261
DEVİRDİİM SALMASTRASI
(ORİJİNAL TİP)



JD-0256



630-955

AR41691
DEVİRDAİM SALMASTRASI PULU
(PORSELEN)

JD-0257



630-955

AR92893
KRANK KEÇESİ ARKA
(ORİJİNAL) - (USA)

JD-0258



630-955

AR67942
KRANK KEÇESİ ÖN
(ORİJİNAL) - (USA)

JD-0260



630-955

AZ37841
TABLA PİSTONU TAMİR TAKIMI

JD-0261



630-955

AZ42360
HIZ PİSTON TAMİR TAKIMI

JD-0262



630-955

AZ37816
HIZ PİSTON TAMİR TAKIMI
(CLAYSON TİP)

JD-0263



630

Z45926A
TIRMIK PİSTON TAMİR TAKIMI

JD-0264



955

AZ37817
TIRMIK PİSTON TAMİR TAKIM
(SAĞ)

JD-0265



955

AZ37848
TIRMIK PİSTON TAMİR TAKIMI
(SOL)

JD-0266



76 MODEL

Z48696
DİREKSİYON PİSTON TAMİR TAKIMI

JD-0267



73 MODEL

Z45927
DİREKSİYON PİSTON TAMİR TAKIMI

JD-0268



630-955

AE27937
HİDROLİK POMPA TAMİR TAKIMI



TARMO A.Ş.

JOHN DEERE

www.tarmo.com.tr

JD-0269



630-955

AZ22654
ANA MERKEZ TAMİR TAKIMI

JD-2690



1000 SERİSİ

AZ37844-AZ46895
DİREKSİYON PİSTON TAMİR TAKIMI

JD-2691



955-965-1055-1065

RE11345
DEVİRDİİM TAMİR TAKIMI

JD-2692



955-965-1055-1065

T30897
DEVİRDİİM USKURU
(ÇARK)

JD-0270



630-955

26M6731
AY KAMA
(6mm) - (TAŞLANMIŞ) - (KÜÇÜK BOY)

JD-0271



630-955

26M6733
AY KAMA
(8mm) - (TAŞLANMIŞ) - (ORTA BOY)

JD-0272



630-955

26M6787
AY KAMA
(10mm)-(TAŞLANMIŞ) - (BÜYÜK BOY)

JD-0273



630-955

26M7000
AY KAMA
(MOTORBAŞI MİLİNİN)

JD-0274



630-955

N34986
HİDROLİK POMPA KAMASI

JD-0275



630-955

49M4836
SARSAK KRANK KAMASI
(8x8x45mm)

JD-0276



630

49M4129
BATÖR KAMASI
(10x8x150mm)

JD-0277



630

49M7031
BATÖR TAMBUR KAMASI
(10x8x200mm)



TARMO A.Ş.

JOHN DEERE

www.tarmo.com.tr

JD-0278



955

49M7018
BATÖR KAMASI
(12x8x140mm)

JD-0279



955

49M7019
BATÖR TAMBUR KAMASI
(12x8x180mm)

JD-0280



955

ÖZEL
TAMBUR KAMASI
(12x8x200mm)

JD-0281



955

49M7021
TAMBUR KAMASI
(12x8x300mm)

JD-0282



900-1000 SERİSİ

50M4203
GÖTÜRÜCÜ DİŞLİ KAMASI
(BURUNLU)

JD-0291



1000 SERİSİ

Z11366
HELEZON PARMAĞI
(20cm) - (DÖRTKÖŞE KAFALI)

JD-0292



1170-1174

H162662-H102724
HELEZON PARMAĞI
(26,50cm) - (DÖRTKÖŞE KAFALI)

JD-0293



1450

H169914
HELEZON PARMAĞI
(ÇİFT DELİKLİ) - (UZUN)

JD-0294



630-955

Z26570
HELEZON PARMAC CİVATASI

JD-0295



630-955

14M7131
HELEZON PARMAC CİVATASI
SOMUNU

JD-0296



1170-1174

AZ49213
HELEZON PARMAC BAĞLANTI SACI

JD-0297



1000-2000 SERİSİ

H172459
HELEZON PARMAC
U- SACI



JD-0298



1000 SERİSİ

28316

HELEZON PARMAK KOPİLYASI

JD-0299



1000-2000 SERİSİ

H169913

PARMAK T FİBER KOPİLYASI

JD-0305




630-955

AR26382

RADYATÖR PERVANESİ

JD-0306



630-955

AZ20696

HELEZON PARMAK T-YATAĞI
(Ø 25mm) - (KELEPÇELİ) - (PLASTİK)

JD-0307



1450

AH171602

HELEZON PARMAK T-YATAĞI
(Ø 45mm) - (KELEPÇELİ) - (PLASTİK)

JD-0308



630-955-975

DQ16220

HELEZON PARMAK T FİBERİ
KELEPÇELİ - (30'LUK)

JD-0309



1050-1157-1450

AH107066

HELEZON PARMAK T FİBERİ
KELEPÇELİ - (35'LİK)

JD-0310




1450-1550-600 SERİSİ

H169912

HELEZON PARMAK KELEPÇE YATAĞI
(ALÜMİNYUM)

JD-0311



630-955

AZ20696

HELEZON PARMAK T-YATAĞI
(PLASTİK)

JD-0312



630-955

Z30752

HELEZON PARMAK NAYLONU

JD-0313



1450-1550-600 SERİSİ

H168206

HELEZON PARMAK FİBERİ
(TAKVİYELİ)

JD-0314



630-955

Z27380-Z55823

ÇİFTLİ TIRMIK FİBERİ



JD-0315



1000 SERİSİ

H175727
ÇİFTLİ TIRMIK FİBERİ

JD-0316



1174

Z39428
SARSAK TAKOZU - (YARIM AY)
(TAKIM) - (DAR) - (PLASTİK)


JD-0317



1174

CQ74491
SARSAK TAKOZU - (YARIM AY)
(TAKIM) - (GENİŞ) - (PLASTİK)

JD-0318



630-955

Z21312
GERĞİ TAKOZU
(OVAL)

JD-0319



630-955

Z20418
GERĞİ TAKOZU
(ÖKÇE)


JD-0320



955

Z10428
ZİNCİR GERĞİ MAKARASI

JD-0321



630-955-965-975-1174

AZ21028
HİDROLİK FREN PİPOSU

JD-0322



630

Z20485
DOLAP BURCU

JD-0323



630-955

Z31550
DOLAP YILDIZ BURCU
(TIRNAKLI)

JD-0330



630-955

AZ21576
SARSAK KRANKI
(Ø 35mm) - (4 SARSAK)

JD-0331



630-955

AZ29928
SARSAK KRANKI - (Ø 35mm)
(4 SARSAK) - (ORTADAN BİLEZİKLİ)

JD-0332



900-1000 SERİSİ

AZ29300-AZ36245
SARSAK KRANKI - (Ø 38mm)
(4 SARSAK) - (ORTADAN BİLEZİKLİ)



TARMO A.Ş.

JOHN DEERE

www.tarmo.com.tr


JD-0333



1075-1174-1177

AZ37648-AZ28107
SARSAK KRANKI
(Ø 38mm) - (5 SARSAK)

JD-0334



1085-1185-1188

AZ40873-AZ32426
SARSAK KRANKI
(Ø 28mm) - (6 SARSAK)

JD-0335



2054-2056-2058

AZ46207-AZ49936
SARSAK KRANKI
(Ø 38mm) - (5 SARSAK)

JD-0336



2064-2066-2264-2266

AZ49574
SARSAK KRANKI
(Ø 38mm) - (6 SARSAK)

JD-0337



985-1085

AZ28016
SARSAK KRANKI
(Ø 38mm) - (6 SARSAK)

JD-0339



1085-1185-1188

AZ31215-AZ42249
SARSAK TAKOZU
(Ø 28mm) - (AHŞAP)

JD-0340



630-955

AZ31216
SARSAK TAKOZU
(Ø 35mm)

JD-0341



1174

AZ31217
SARSAK TAKOZU
(Ø 38mm) - (ORTADAN BİLEZİKLİ)

JD-0342



965-975-1157

AZ21612
SARSAK TAKOZU
(Ø 35mm) - (ORTADAN BİLEZİKLİ)

JD-0343



965-975-1157

AZ45586
SARSAK TAKOZU - (Ø 38mm)
(ORTADAN BİLEZİKLİ) - (2 DELİKLİ)

JD-0345



630-955

Z20262
SAĞIR ELEK GETİ
(7'LİK) - (4,5mm) - (1.KALİTE)

JD-0346



630-955

Z20262
SAĞIR ELEK GETİ
(8'LİK) - (4,5mm) - (1.KALİTE)




TARMO A.Ş.

JOHN DEERE

www.tarmo.com.tr

JD-0347



630-955

Z20262
SAĞIR ELEK GETİ
(12'LİK) - (4,5mm) - (1.KALİTE)

JD-0348



965-975-1065-1085

Z35497
SAĞIR ELEK GETİ
(36'LİK) - (4,5mm) - (1.KALİTE)

JD-0349



630-955

Z35497
SAĞIR ELEK GETİ
(40'LİK) - (4,5mm) - (1.KALİTE)


JD-0350



630-955

Z20781
BUĞDAY TAŞIYICI LASTİK PALET

JD-0351



630-955

Z30752
HELEZON PARMAK GETİ
(KAUÇUK)

JD-0352



1450-1175

AZ54780
BEŞİK TAKOZU
(41x20x42mm)

JD-0353



630-955

P42100
ELEK LASTİK TAKOZU
(PRES) - (KÜÇÜK)

JD-0354



630-955

P49545
ELEK LASTİK TAKOZU
(PRES) - (BÜYÜK)


JD-0355



630-955

P42100
ELEK LASTİK TAKOZU
(KESME) - (KÜÇÜK)

JD-0356



630-955

P49545
ELEK LASTİK TAKOZU
(KESME) - (BÜYÜK)

JD-0357



630-955

P48666
ŞANZIMAN KAPAK CONTASI
(MANTAR)

JD-0358



630-955

Z44261
CER KOVAN KAPAK CONTASI
(MANTAR)



TARMO A.Ş.

JOHN DEERE

www.tarmo.com.tr

JD-0359



630-955

Z38278
ŞANZIMAN KOVAN CONTASI
(KLİNGERİT)

JD-3590



630-955

T20271
DEVİRDAİM CONTASI TAKIM
(KLİNGERİT)

JD-3591



BÜTÜN MODELLER

E47141
BIÇAKKOLU ŞANZIMAN KAPAK
CONTASI

JD-0360



630

AZ14216
GÖTÜRÜCÜ ZİNCİR
(19 KULAK) - (TAKVİYELİ)

JD-0361



955

AZ18658
GÖTÜRÜCÜ ZİNCİR
(22 KULAK) - (TAKVİYELİ)

JD-0362



630-955

AZ10367
ELEVATOR ZİNCİRİ
(TANE) - (TAKVİYELİ)

JD-0363



630-955

AZ24219
ELEVATOR ZİNCİRİ
(KESMİK - TAKVİYELİ)

JD-0364



630-955

AZ24231
GÖTÜRÜCÜ ZİNCİR KULAKLI KİLİDİ
(TAKVİYELİ)

JD-0365



630-955

AZ24232
GÖTÜRÜCÜ ZİNCİR KİLİDİ
(TAKVİYELİ)

JD-0366



630-955

AZ24233
GÖTÜRÜCÜ ZİNCİR YARIM EKİ
(TAKVİYELİ)

JD-0367



1174

AZ34254
GÖTÜRÜCÜ ZİNCİR
(TAKVİYELİ)

JD-0368



1450

DQ41476-DQ41477
GÖTÜRÜCÜ ZİNCİR
(TAKVİYELİ)




TARMO A.Ş.

JOHN DEERE

www.tarmo.com.tr

JD-0369



630-955

AL15480
ELEVATÖR ZİNCİRİ KULAKLI KİLİDİ

JD-0370



630-955

AZ10591
ZİNCİR
(ASA 40-1)

JD-0371



630-955

AZ10279
ZİNCİR
(ASA 50-1)

JD-0372



1174

AZ38199
ZİNCİR
(ASA 60-1)

JD-0373



630-955

AZ32090
ZİNCİR
(ASA 2040)

JD-0374



BALYA MAKİNASI

ZİNCİR
(ASA 2050)

JD-0375



630-955

AL14207
ZİNCİR KİLİDİ
(ASA 40-1)

JD-0376



630-955

AL14209
ZİNCİR KİLİDİ
(ASA 50-1)

JD-0377



1174

AZ36076
ZİNCİR KİLİDİ
(ASA 60-1)

JD-0378



630-955

AL15954
ZİNCİR KİLİDİ
(ASA 2040)

JD-0379



BALYA MAKİNASI

ZİNCİR KİLİDİ
(ASA 2050)

JD-0380



630-955

AZ12882
ZİNCİR YARIM EKİ
(ASA 50-1)



TARMO A.Ş.

JOHN DEERE

www.tarmo.com.tr

JD-0381



1174

J4217H
ZİNCİR YARIM EKİ
(ASA 60-1)

JD-0382



955

AN102383
KAPLIN ZİNCİR
(ÇİFT SIRA)

JD-0383



630-955

AL15953
ZİNCİR YARIM EKİ
(ASA 2040)

JD-0393



630-955

H80830
BIÇAKKOLU VALS YATAĞI
(SFERO)


JD-0394



900 SERİSİ

Z11231-Z11232
BIÇAKKOLU VALS YATAĞI
(PARÇALI) - (SFERO)


JD-0395



900 SERİSİ

Z10747
BATÖR KASNAK KAMALI POYRASI
(ÇELİK) - (DÖVME)


JD-0396



955-970-1055-1155

Z10768
BATÖR KAMALI POYRA YATAĞI
(PİK)

JD-0397



965-975-1065-1075-1174

Z10892
BATÖR KAMALI POYRA YATAĞI
(PİK)


JD-0398



955-975-1155-1174

Z10746
TAMBUR KASNAK KAMALI POYRASI
(ÇELİK) - (DÖVME)

JD-0399



955-965-975-985

Z11118-Z10745
BATÖR VE TAMBUR RULMAN YATAĞI

JD-0400



630-955

H10740
DEBRİYAJ RULMAN YATAĞI

JD-0401



630-955

AZ32107-AZ19387
BORULU RULMAN YATAĞI



JD-0402



630-955

Z10813-Z10795
BOĞAZ BAĞLANTI YATAĞI
(SOL) - (SFERO)

JD-0403



630-955

Z10814-Z10794
BOĞAZ BAĞLANTI YATAĞI
(SAĞ) - (SFERO)

JD-0404



955-970-1055-1155

Z10128
SÜRTME RULMAN YATAĞI
(SFERO)


JD-0405



900-1000 SERİSİ

Z10017
BIÇAKKOLU RULMAN YATAĞI


JD-0406



955-985-1055-1155

Z10682
BOĞAZ RULMAN YATAĞI
(ÇELİK)

JD-0407



1000 SERİSİ

Z12357-Z11498
BOĞAZ RULMAN YATAĞI - (8 DELİKLİ)
(ÇELİK) - (DQ 61762-CQ11904)

JD-0408



955

Z11085-Z10949
BIÇAKKOLU ALTIKÖŞELİ MİL KAPLINİ
(ÇELİK)

JD-0409



900-1000 SERİSİ

Z10852
ARKA TEKER POYRASI

JD-0410



2000-6000 SERİSİ

Z12481-Z12966
ARKA TEKER POYRASI

JD-0411



1000-4000 SERİSİ

AZ44805
BOĞAZ BAĞLANTI YATAĞI
(SOL)

JD-0412



1000-4000 SERİSİ

AZ44804
BOĞAZ BAĞLANTI YATAĞI
(SAĞ)

JD-0413



900 SERİSİ

Z10685
BIÇAKKOLU KASNAK YATAĞI



TARMO A.Ş.

JOHN DEERE

www.tarmo.com.tr

JD-0414



630-955

Z10031
DOLAP SAC KASNAK GÖBEĞİ


JD-0415



630-955

Z10632-Z10633
VİTES KOLU YATAĞI

JD-0416



630

Z22110
PATOZ GERGİ KASNAK YATAĞI
(DÖRTKÖŞE)

JD-0417



630

AZ10263
DOLAP UZATMA YATAĞI
(KÜÇÜK) - (SAĞ)


JD-0418



900-1000 SERİSİ

Z10893
SÜRTME RULMAN YATAĞI
(51118)

JD-0419



955-965-975-985

Z11331
BATÖR RULMAN YATAĞI

JD-4190



900-1000 SERİSİ

Z10975
DEBRİYAJ RULMAN YATAĞI

JD-0420



630-955

AH12465
YÜRÜTÜCÜ KASNAK ORTA GEZİCİ

JD-0421



630-955

Z11460-Z10646-H11442
YÜRÜTÜCÜ KASNAK YAN YAPRAK

JD-0422



630-955

Z11035-Z10647
YÜRÜTÜCÜ KASNAĞI ORTA TOPU

JD-0423



630-955

Z11497
ŞANZİMAN KASNAĞI

JD-0424



955

Z11084-Z10950
KAMBUR KASNAK



JD-0425



955-975-1155-1174

Z10577-Z10747-Z10768
BATÖR KASNAĞI
(ÇELİK POYRALI) - (KOMPLE)

JD-0426



955-975-1155-1174

Z10577-Z10731
BATÖR KASNAĞI
(TEK KANAT)

JD-0427



955-970-1055-1155

Z10769-Z10489-Z10746
TAMBUR KASNAĞI
(ÇELİK POYRALI) - (KOMPLE)

JD-0428



955-970-1055-1155

Z10769
TAMBUR KASNAĞI
(V KAYIŞSIZ)

JD-0429



630-955

Z10489
TAMBUR KASNAĞI
(V KAYIŞLI) - (TEK TARAF)

JD-0430



900 SERİSİ

Z10086-Z10732
DOLAP DEVİR KASNAĞI
(ÜST) - (TAKIM) - (Z10729-Z10730)


JD-0431



900 SERİSİ

Z10728-Z10731
DOLAP DEVİR KASNAĞI
(ALT) - (TAKIM) - (Z11168-Z11169)

JD-0432



630-955

Z10085-Z10676-Z30028
BEŞKASNAK
(DİŞLİ) - (TAKIM)

JD-0433



630-955

Z10079-Z10081
RÜZGARLIK DEVİR KASNAĞI
(TAKIM)


JD-0434



630-955

Z10083-Z10084
DOLAP DEVİR KASNAĞI
(ÜST) - (TAKIM)

JD-0435



630-955

Z10077-Z10078
DOLAP DEVİR KASNAĞI
(ALT) - (TAKIM)

JD-0436



630-955

AP24917
AVARA KASNAK
(RULMANLI) - (KÜÇÜK)



JD-0437



630-955

AN30569
AVARA KASNAK
(RULMANLI) - (BÜYÜK)

JD-0438



630-955

AP24917
AVARA KASNAK
(RULMANSIZ) - (KÜÇÜK)

JD-0439



630-955

AN30569
AVARA KASNAK
(RULMANSIZ) - (BÜYÜK)

JD-0440



630-955

Z10726
KUYRUK MİLİ KASNAĞI

JD-0441



900 SERİSİ

Z10748
TAMBUR KASNAĞI
(KÜÇÜK)

JD-0442



630

Z10563
BIÇAKKOLU YARIKLI KASNAK

JD-0443



900 SERİSİ

Z10686
BIÇAKOLU DÖRT DELİKLİ KASNAK

JD-0444



1000-2000 SERİSİ

Z11818-Z12274
DOLAP DEVİR KASNAĞI
(ÜST) - (TAKIM)

JD-0445



630-955

Z10836
HİDROLİK POMPA KASNAĞI

JD-0446



630-955

Z10085-Z10676
BEŞKASNAK
(DİŞLİSİZ) - (TAKIM)

JD-0447



1100-1500 SERİSİ

Z11214-CQ27632
BEŞKASNAK
(RULMAN TAKILAN TARAF)

JD-0448



1100-1500 SERİSİ

Z11442-CQ27633
BEŞKASNAK
(DİŞLİ TAKILAN TARAF)



JD-0449



1100-1500 SERİSİ

Z11214-Z11442

BEŞKASNAK - (DİŞLİ DAHİL - KOMPLE)
(CQ 27632-CQ 27633)

JD-4490



900 SERİSİ

Z10887

BOĞAZDAN BIÇAKKOLUNA DEVİR
VEREN KASNAK

JD-4491



900 SERİSİ

Z10070

DEPO BOŞALTMA KASNAĞI

JD-4492



1000-7000 SERİSİ

Z11441

KAMBUR KASNAK

JD-4493



2000-2200 SERİSİ

Z63313

RÜZGARLIK KASNAĞI YAN YAPRAK

JD-4494



2000-2200 SERİSİ

Z58337

RÜZGARLIK KASNAĞI YAN YAPRAK

JD-4497



1000 SERİSİ

MOTORBAŞI KASNAĞI

JD-4498



630

Z10812

KAMBUR KASNAK
(BEŞKASNAK MİLİNDE)

JD-4499



950-955-960-970

AZ19443

PATOZ KASNAĞI
(GÖBEKSİZ)

JD-0450



900 SERİSİ

Z10399

BIÇAKKOLU EKSANTRİK DİŞLİ
(Z-20)

JD-0451



900 SERİSİ

Z10399

BIÇAKKOLU EKSANTRİK DİŞLİ
(Z-23)

JD-0452



900-1000 SERİSİ

Z10562

BIÇAKKOLU EKSANTRİK DİŞLİ
(Z-20) - (DAR DELİKLİ)



JD-0453



900-1000 SERİSİ

AZ31797-AZ28798
BIÇAKKOLU EKSANTRİK DİŞLİ
(Z-20) - (KAMALI)

JD-0454



1000 SERİSİ

Z11508
BIÇAKKOLU EKSANTRİK DİŞLİ
(Z-17) - (KAMALI) - (ASA 60 İÇİN)

JD-0455



630-955

Z11379-Z10011
BEŞİKKOLU EKSANTRİK DİŞLİ
(Z-33)

JD-0456



900-1000 SERİSİ

Z11541-Z11368
BEŞİKKOLU EKSANTRİK DİŞLİ
(Z-29) - (Z11382-Z11432)

JD-0457



1174-1166-1188

Z11690
BEŞİKKOLU EKSANTRİK DİŞLİ
(Z-33)

JD-0458



630-955

Z10025
SARSAK KRANK DİŞLİSİ
(Z-63) - (SFERO)

JD-0459



900-1000 SERİSİ

Z11176-Z11367
SARSAK KRANK DİŞLİSİ
(Z-54) - (SFERO)

JD-0460



955

Z10661
BIÇAKKOLU MİLİ DİŞLİSİ
(Z14) - (SIKMALI) - (ÇELİK)

JD-0461



955-975-1055-1155

Z30028
BEŞKASNAK ÜÇ DELİKLİ DİŞLİSİ
(Z-16)

JD-0462



630-955

AZ10272
BEŞKASNAK AVARA DİŞLİSİ
(Z-15) - (ÇELİK)

JD-0463



955

Z10849
ÖN HELEZON DİŞLİSİ
(Z-52) - (SFERO)

JD-0464



900-1000 SERİSİ

Z10884
ÖN HELEZON DİŞLİSİ
(Z-48) - (SFERO)



JD-0465



950-955-965-975

Z10815-Z11543
BOĞAZ GÖTÜRÜCÜ DİŞLİ
(Z-14) - (Ø 35mm)

JD-0466



950-955-965-975

Z10816-Z11544
BOĞAZ GÖTÜRÜCÜ DİŞLİ
(Z-14) - (Ø 40mm)

JD-0467



900-1000 SERİSİ

Z11046
BOĞAZ GÖTÜRÜCÜ DİŞLİ
(Z-11) - (Ø 35mm)

JD-0468



900-1000 SERİSİ

Z11047-Z11048
BOĞAZ GÖTÜRÜCÜ DİŞLİ
(Z-11) - (Ø 40mm)

JD-0469



1000 SERİSİ

Z11649
BOĞAZ GÖTÜRÜCÜ DİŞLİ
(Z-14) - (Ø 35mm)


JD-0470



9000-CTS SERİSİ

H159614
BOĞAZ GÖTÜRÜCÜ DİŞLİ
(Z-10) - (Ø 50mm) - (ORTA)

JD-0471



9000-CTS SERİSİ

H159613
BOĞAZ GÖTÜRÜCÜ DİŞLİ
(Z-10) - (Ø 50mm) - (YAN)

JD-0472



1166-1174-1177-1450

CQ08997
BOĞAZ GÖTÜRÜCÜ DİŞLİ
(Z-13) - (KAMALI)

JD-0473



1166-1174-1177-1450

CQ08996
BOĞAZ GÖTÜRÜCÜ DİŞLİ
(Z-13) - (PİMLİ)

JD-0474



630-955

Z10997-Z10032
ELEVATÖR KOVA DİŞLİ
(Z-8) - (Ø 25mm)

JD-0475



900-1000 SERİSİ

Z10886
ELEVATÖR KOVA DİŞLİ
(Z-8) - (Ø 30mm)

JD-0476



900-1000 SERİSİ

Z10955
ELEVATÖR KOVA DİŞLİ
(Z-20)



JD-0477



1000 SERİSİ

Z11689
SARSAK KRANK DİŞLİSİ
(Z-31)

JD-0479



1055-1155-1157-1158

Z11462
ELEVATÖR KOVA DİŞLİ
(Z-16)


JD-0480



1000-2000 SERİSİ

CD00901
ELEVATÖR DİŞLİSİ
(Z-7) - (Ø 25mm)

JD-0481



1000-2000 SERİSİ

S02083
ELEVATÖR DİŞLİSİ
(Z-7) - (Ø 30mm)

JD-0482



1000 SERİSİ

CQ19071
ELEVATÖR DİŞLİSİ
(Z-7) - (Ø 35mm)

JD-0483



9000 SERİSİ

H177988
ELEVATÖR DİŞLİSİ
(Z-8) - (Ø 30mm)

JD-0484



1185-1450-1550

Z11212
ELEVATÖR DİŞLİSİ
(Z-8) - (Ø 25mm)


JD-0485



1185-1450-1550

CQ21853
ELEVATÖR DİŞLİSİ
(Z-8) - (Ø 30mm)

JD-0486



1185-1450-1550

CQ21495
ELEVATÖR DİŞLİSİ
(Z-8) - (Ø 35mm)

JD-0487



900-1000 SERİSİ

Z10398
HELEZON AVARA DİŞLİ
(Z-18)

JD-4088



900-1000 SERİSİ

Z10117
KASARCIK DİŞLİSİ
(Z-16)

JD-4089



900-1000 SERİSİ

H134603
ELEVATÖR KOVA DİŞLİSİ
(Z-8) - (ALTIKÖŞELİ)



JD-4090



1000 SERİSİ

Z11443
BEŞKASNAK DİŞLİSİ
(Z-14)

JD-4091



900-1000 SERİSİ

AH15303
KASARCIK AVARA DİŞLİSİ
(Z-11) - (ASA 2040 İÇİN)

JD-4092



1000-2000 SERİSİ

CQ05889
BEŞİKKOLU EKSANTRİK DİŞLİ
KARŞILIĞI - (Z-13)

JD-4093



9000-CTS SERİSİ

H133143
ELEVATÖR DİŞLİSİ
(Z-8) - (Ø 35mm)

JD-4094



9000-CTS SERİSİ

H164796
ELEVATÖR DİŞLİSİ
(Z-8) - (Ø 30mm)

JD-4095



900-1000 SERİSİ

Z11475
ELEVATÖR DİŞLİSİ
(Z-32) - (TANE)

JD-4096



900-1000 SERİSİ

Z10883
ELEVATÖR DİŞLİSİ
(Z-26) - (6 DELİKLİ)

JD-4097



630-955

AZ10494
DEPO BOŞALTICI DİŞLİ
(Z-56) - (ÇELİK)

JD-4098



900 SERİSİ

Z20104
DEPO BOŞALTICI DİŞLİ
(Z-13)

JD-4099



1000 SERİSİ

Z11648
BOĞAZ GÖTÜRÜCÜ DİŞLİ
(Z-14) - (Ø 40mm)

JD-4100



1100 SERİSİ

Z11514
BOĞAZ GÖTÜRÜCÜ DİŞLİ
(Z-13) - (KAMASIZ)

JD-4101



1100 SERİSİ

Z11515
BOĞAZ GÖTÜRÜCÜ DİŞLİ
(Z-13) - (KAMALI)



TARMO A.Ş.

JOHN DEERE

www.tarmo.com.tr

JD-4102



900-1000 SERİSİ

Z30556
BOĞAZ KAPLIN DİŞLİ
(Z-33)

JD-4103



900-1000 SERİSİ

Z39311
BOĞAZ KAPLIN DİŞLİ
(Z-51)

JD-4104



900-1000 SERİSİ

Z30555
BOĞAZ KAPLIN DİŞLİ
(Z-55)

JD-4105



900-1000 SERİSİ

Z27681
DOLAP ARA MİLİ DİŞLİSİ
(Z-13)

JD-4106



900-1000 SERİSİ

Z27685
DOLAP ARA MİLİ DİŞLİSİ
(Z-21)

JD-4107



900-1000 SERİSİ

Z30701
DOLAP ÇEVİRİCİ DİŞLİ
(Z-68) - (4 DELİKLİ)

JD-4108



900-1000 SERİSİ

Z10024
SARSAK KRANK DİŞLİSİ
(Z-63) - (Ø 25mm) - (SFERO)

JD-4109



900-1000 SERİSİ

Z38056
BEŞKASNAK DİŞLİSİ
(Z-14) - (ASA 60 İÇİN)

JD-4110



630

Z10400
HELEZON DİŞLİSİ
(Z-52)

JD-4111



630-955

Z20101
DOLAP ARA MİL DİŞLİSİ
(Z-16)

JD-4112



1174-1177

Z11699
BEŞKASNAK DİŞLİSİ
(Z-16) - (ASA 60 İÇİN) - (SULU)

JD-0488



900-1000 SERİSİ

AZ20402
BİÇAKKOLU ALTIKÖŞELİ DİŞLİLİ MİL
(370mm)



JD-0489



900-1000 SERİSİ

AZ24206
BIÇAKKOLU ALTIKÖŞELİ DİŞLİLİ MİL
(500mm)

JD-0490



900-1000 SERİSİ

AZ36926-AZ33655
BIÇAKKOLU ALTIKÖŞELİ DİŞLİLİ MİL
(680mm)

JD-0492



900-1000 SERİSİ

Z29639-Z29642
BIÇAKKOLU MİLİ
(Ø 40mm) - (1065mm) - (KALIN)

JD-0493



900-1000 SERİSİ

Z30990
BEŞİK MİLİ
(1235mm)

JD-0494



900 SERİSİ

Z32102-Z30031
BEŞ KASNAK MİLİ
(YENİ MODEL)

JD-0495



900 SERİSİ

AZ20121
SAĞIR ELEK MİLİ
(DÖRTKÖŞE)

JD-0496



950-960-970-980

AZ28485
SAĞIR ELEK MİLİ
(DÖRTKÖŞE)

JD-0497



900-1000 SERİSİ

H33461-Z36073
BIÇAKKOLU VALS YATAK MİLİ
(204mm)

JD-0498



900-1000 SERİSİ

Z33438
BOĞAZ GÖTÜRÜCÜ ARKA MİLİ
(Ø 40mm)

JD-0499



900-1000 SERİSİ

Z33439
BOĞAZ GÖTÜRÜCÜ ARKA MİLİ
(Ø 35mm)

JD-0500



6 SARSAKLI BIÇERLER

AZ30679
SAĞIR ELEK MİLİ
(1670mm) - (YUVARLAK)

JD-0501



900-1000 SERİSİ

Z30813
BATÖR MİLİ
(1475mm) - (Ø 50mm)




TARMO A.Ş.

JOHN DEERE

www.tarmo.com.tr

JD-0502



900-1000 SERİSİ

AZ20540
TAMBUR MİLİ
(1580mm) - (Ø 50mm)

JD-0503



630

AH19837
VİTES HİLAL MİLİ
(292mm) - (KISA)

JD-0504



630

AH19838
VİTES HİLAL MİLİ
(313mm) - (UZUN)

JD-0505



955

Z38012
VİTES HİLAL MİLİ
(262mm) - (KISA)

JD-0506



955

Z32602
VİTES HİLAL MİLİ
(298mm) - (UZUN)


JD-0507



900-1000 SERİSİ

AZ19160-AZ26904
HELEZON MİLİ
(400mm) - (FLANŞLI) - (SOL TARAF)

JD-0508



900 SERİSİ

Z32893
DOLAP KÖRÜK KASNAK MİLİ
(KONİK)

JD-0509



1000 SERİSİ

Z42033-CQ48466
TAMBUR MİLİ
(FREZELİ)

JD-5010



975-1075-1174-1177

Z41242-Z38444
BEŞİK MİLİ
(Ø 35mm) - (149cm)

JD-5011



1170-1174

BİÇAKKOLU MİLİ
(140cm)


JD-5012



1000-2000 SERİSİ

Z45322-Z54071
DOLAP KASNAK MİLİ

JD-5013



1165-1170-1450-7700

CQ05891
BEŞKASNAK MİLİ



TARMO A.Ş.

JOHN DEERE

www.tarmo.com.tr


JD-5014



PAMUK TOPL. MAK.

PAMUK TOPLAMA MAKİNASI MİLİ
(ŞAPKALI) - (ALTİKÖŞELİ)

JD-5015



PAMUK TOPL. MAK.

PAMUK TOPLAMA MAKİNASI MİLİ
(Z-21) - (477mm)

JD-5016



PAMUK TOPL. MAK.

PAMUK TOPLAMA MAKİNASI MİLİ
(Z-26 / 19) - (319mm)

JD-5017



PAMUK TOPL. MAK.

PAMUK TOPLAMA MAKİNASI
MAHRUTİ DİŞLİ - (Z-40 / 21)

JD-5018



PAMUK TOPL. MAK.

PAMUK TOPLAMA MAKİNASI DÜZ
DİŞLİSİ - (Z-31 / 26)

JD-5019



900-1000 SERİSİ

Z20162
KÖRÜK MİLİ
(1305mm)

JD-5020



900 SERİSİ

Z26815
DEPO BOŞALTMA MİLİ
(UZUN)

JD-5021



900 SERİSİ

Z20734
ÜST KESMİK ELEVATÖR MİLİ
(KONİK)

JD-5022



900-1000 SERİSİ

Z20696
ÜST ELEVATÖR MİLİ


JD-5023



900-1000 SERİSİ

Z40190
RÜZGARLIK MİLİ

JD-5024



1000 SERİSİ

Z42970
HELEZON BOŞALTICI MİLİ

JD-5027



1000-6000 SERİSİ

CQ14623
BATÖR MİLİ
(171,50cm)



TARMO A.Ş.

JOHN DEERE

www.tarmo.com.tr

JD-5028



1000-5000 SERİSİ

AZ42085
HİDROSTATİK MİLİ
(ALT)

JD-5030



1450-1550

CQ45455-CQ63459
BOĞAZ MİLİ
(176,80cm)

JD-5031



900-1000 SERİSİ

Z30137
BOĞAZ GÖTÜRÜCÜ MİLİ
(ÖN)


JD-5032



1000 SERİSİ

Z53258
BOĞAZ MİLİ
(178cm)

JD-0510



630-955

AZ28508-AH21835
EL FREN BALATASI

JD-0511



630-955

AZ20844
AYAK FREN BALATASI


JD-0512



1170-1174-1177

AZ42254
AYAK FREN BALATASI


JD-0513



630-955

AH12305
DEBRİYAJ BALATASI
(TRAKPAR)

JD-0514



630-955

AH65439
DEBRİYAJ BALATASI
(BRONZ) - (TRAKPAR)

JD-0515



955 SÜPER

AZ40096
DEBRİYAJ BALATASI
(TRAKPAR)

JD-0516



630-955

T11701
DEBRİYAJ BASKI AYAĞI

JD-0517



955 SÜPER

AH86586
DEBRİYAJ BASKI AYAĞI



TARMO A.Ş.

JOHN DEERE

www.tarmo.com.tr

JD-0518



630-955

T11700
DEBRİYAJ BASKI AYAĞI PİMİ

JD-0519



T17911
DEBRİYAJ BASKI AYAĞI YAYI

JD-0520



630-955

T13267
DEBRİYAJ BASKI AYAĞI
(TIRNAĞI SULU) - (SAC)

JD-0521



955 SÜPER

AH86586
DEBRİYAJ BASKI AYAĞI PİMİ


JD-0522



630-955

AH65440
DEBRİYAJ BASKISI
(KOMPLE)

JD-0523



1174-1170-8080

AZ36712
DEBRİYAJ BASKISI
(ŞEMSIYELİ) - (KOMPLE)

JD-0524



BÜTÜN MODELLER

AM3983T
DEBRİYAJ RULMANI
(2256-31)

JD-0530



630-955

AZ33489
ANA MERKEZ
(OEM) - (KOMPLE)

JD-0531



630-955

AZ19692-AZ62124
HİDROLİK POMPA
(CESSNA TİPİ)

JD-0532



630-955

AZ19692-AZ62124
HİDROLİK POMPA
(CESSNA TİPİ) - (TAKVİYELİ)

JD-0533



1174

AZ36555
HİDROLİK POMPA
(KOMPLE) - (İTHAL)

JD-0534



1155-1157-1158

AZ32157
HİDROLİK POMPA
(TEKLİ) - (BOSCH REXROTH)



JD-0535



1155-1157-1158

AZ32157
HİDROLİK POMPA
(TEKLİ) - (İTHAL)

JD-0538



1174-1177

AZ36555
HİDROLİK POMPA
(İKİLİ) - (İTHAL)

JD-0539



630-955-1075-1085

AZ25773
DİREKSİYON BEYNİ
(DANFOSS)

JD-5390



630-955

AZ22843
TABLA TÜPÜ
(55 BAR) - (BOSCH REXROTH)


JD-5391



630-955

AZ22843
TABLA TÜPÜ
(75 BAR) - (BOSCH REXROTH)

JD-5392



955

Z31040
HİDROLİK POMPA ARA BLOK

JD-5393



955

AZ17510-AT12109
HİDROLİK POMPA DİŞLİSİ
(UZUN) - (TAKIM)

JD-5394



630

AZ12904-AZ12905
HİDROLİK POMPA DİŞLİSİ
(KISA) - (TAKIM)

JD-0540



630-955

Z32540
RADYATÖR HORTUMU
(ALT)

JD-0541



630-955

Z35156
RADYATÖR HORTUMU
(ÜST)

JD-0542



630-955

Z28156
HİDROLİK DOLDURMA HORTUMU

JD-0543



630-955

Z36936
HAVA HORTUMU
(KONİK) - (BÜYÜK)



TARMO A.Ş.

JOHN DEERE

www.tarmo.com.tr

JD-0544



630

Z32509
HAVA HORTUMU
(KONİK) - (KÜÇÜK)


JD-0545



630-955

Z32506
HAVA HORTUMU
(DÜZ) - (BÜYÜK)

JD-0546



955

Z32740
HAVA HORTUMU
(DİRSEKLİ) - (BÜYÜK)

JD-0547



955

Z33077
HAVA HORTUMU
(YASSI DİRSEK) - (BÜYÜK)

JD-0548



955

Z32741
HAVA HORTUMU
(DİRSEKLİ) - (OVAL)

JD-0549



630

Z23900
PERKİNS RADYATÖR HORTUMU
(ALT)

JD-0550



630-955

T22942
MOTOR YAĞ SOĞUTUCU L
HORTUMU

JD-0551



630

Z27776
BATÖR KASNAK TOZ KÖRÜĞÜ

JD-0552



955

Z31034
BATÖR KASNAK TOZ KÖRÜĞÜ

JD-0553



630-955

AZ16272
HİDROLİK POMPA HORTUMU
(SİRAL)

JD-0554



630-955

AZ16228
HİDROLİK DİREKSİYON HORTUMU
(SİRAL)

JD-0555



630-955

AZ15362
HİDROLİK TABLA HORTUMU
(SİRAL)



TARMO A.Ş.

JOHN DEERE

www.tarmo.com.tr

JD-0556



630

AZ12913
HİDROLİK TIRMIK HORTUMU
(SİRAL)

JD-0557



630

AZ13632
HİDROLİK ŞIK ŞIK HORTUMU

JD-0558



630

AZ17901
HİDROLİK MERKEZ SİRAL
HORTUMU

JD-0559



630

AZ22062-AZ22063
HİDROLİK HIZ PİSTON HORTUMU
(193cm)

JD-0560



630-955

AZ16885-RE16668
KARTER BOŞALTIM HORTUMU

JD-0561



955

AZ23782-AZ23783
HİDROLİK HIZ PİSTON HORTUMU
(193cm)

JD-0562



955

AZ22243
HİDROLİK TIRMIK HORTUMU
(82cm)

JD-0563



955

AZ22244
HİDROLİK TIRMIK HORTUMU
(62cm)

JD-0564



900-1000 SERİSİ

Z34788-Z37188
RADYATÖR HORTUMU
(ALT)

JD-0565



900-1000 SERİSİ

Z37638
HAVA HORTUMU
(KONİK)

JD-0570



630-955

03M7085
ZIPKA CİVATASI
(KISA)

JD-0571



630-955

03M7087
ZIPKA CİVATASI
(UZUN)



JD-0572



630-955

09M7003
ÖN BOĞAZ CİVATASI

JD-0573



630

Z40205
SARSAK KRANK YATAĞI CİVATASI

JD-0574



630-955

19M7555
BEŞ KASNAK DIŞLI CİVATASI
(İNBUS)

JD-0575



630

Z34488
ÖN BİJON
(BÜYÜK SOMUNLU)

JD-0576



955

Z36742
ÖN BİJON
(BÜYÜK SOMUNLU)

JD-0577



630-955

H20336
ARKA TEKER BİJONU

JD-0578



630-955

Z30687
YAY GERDİRME CİVATASI
(İNCE)

JD-0579



630-955

Z26264
YAY GERDİRME CİVATASI
(KALIN)

JD-0580



630-955

19M7162
HELEZON SAC CİVATASI
(M8x16mm)

JD-0581



630-900 SERİSİ

37M7015
HELEZON SAC CİVATASI
(M8x20mm)

JD-0582



630-955

03M7093
HELEZON SAC CİVATASI
(M8x25mm)

JD-0583



630-955

19M7288
HELEZON SAC CİVATASI
(M8x30mm)



TARMO A.Ş.

JOHN DEERE

www.tarmo.com.tr

JD-0584



630-955

03M7071
HELEZON SAC CİVATASI
(M8x45mm)

JD-0585



630-955

16M2524
BIÇAK PERÇİNİ
(6x15mm) - (KISA) - (1 kg)

JD-0586



630-900 SERİSİ

16M4666
BIÇAK PERÇİNİ
(6x24mm) - (UZUN) - (1 kg)

JD-0587



630-955

14M7140
CİVATA SOMUNU
(KONTRALI)

JD-0588



BÜTÜN MODELLER

H158341-14M7303
BIÇAK CİVATASI
(M6x16) - (ORİJİNAL SOMUNLU)

JD-0600



630-955

TURBO TOZ FİLTRESİ KOMPLE
(BİÇER)

JD-0601



2030-2130-2040

TURBO TOZ FİLTRESİ KOMPLE
(TRAKTÖR)


JD-0602



630-955

AH85336
HAVA FİLTRE BACASI
(SAC)

JD-0603



630-955

L28519
HAVA FİLTRE TOZ TASI

JD-0604



630-955

AR27808
HAVA FİLTRE KAFES TELİ

JD-0605



630-955

AR46067
HAVA FİLTRE KAFES SACI
(TELİ İLE KOMPLE)

JD-0606



630-955

AH21283
HAVA FİLTRE KAZANI
(KOMPLE)



JD-0607



630-955

AR50041
CAMLI MAZOT FİLTRESİ
(ORIJİNAL - USA)

JD-0608



630-955

AZ15812
HİDROLİK DEPO FİLTRESİ


JD-0609



630-955

AZ32294
MAZOT DEPO SÜZGEÇİ


JD-0610



BÜTÜN MODELLER

99M7013
MAZOT DEPO KAPAĞI

JD-0611



955-965-1055-1155

AZ20625-AZ25867
HAVA FİLTRESİ
(İÇ VE DIŞ ÜNİTE)

JD-0612



630-950

AR36044
HAVA FİLTRESİ

JD-0613



975

AZ26091-AZ26007
HAVA FİLTRESİ
(İÇ VE DIŞ ÜNİTE)

JD-0614



975

AZ23642
HAVA FİLTRESİ

JD-0615



955

AH85336
HAVA FİLTRE BACASI
(ALÜMİNYUM)


JD-0616



955

Z29121
RADYATÖR KAPAĞI

JD-0618



1450-1550

DQ64432-DQ64433
HAVA FİLTRESİ
(İÇ VE DIŞ ÜNİTE)

JD-0619



TRAKTÖR

AR58956
YAĞ FİLTRESİ
(ZP 503 A)



TARMO A.Ş.

JOHN DEERE

www.tarmo.com.tr

JD-0635



955-975-1174-7700

AZ18762
FREN MERKEZİ
(SOL) - (AZ30204)

JD-0636



955-975-1174-7700

AZ18763
FREN MERKEZİ
(SAĞ) - (AZ30204)

JD-0637



BÜTÜN MODELLER

Z30219
FREN MERKEZ KÖRÜĞÜ

JD-0638



BÜTÜN MODELLER

L31793
İSTAVROZ PULU

JD-0639



630-955

Z53354
AKS DİŞLİ PULU
(GENİŞ DELİK)

JD-0640



630-955

L31792
AKS DİŞLİ PULU
(DAR DELİK)

JD-0641



630

AZ15680
EGZOZ
(EMAYE)

JD-0642



955

AZ20007
EGZOZ
(EMAYE)

JD-0643



955 SÜPER

AZ30385
EGZOZ
(EMAYE)

JD-0644



900-1000 SERİSİ

Z12103
HELEZON SİGORTA YATAĞI

JD-0645



BÜTÜN MODELLER

Z10037
HELEZON KAVRAMA YATAĞI
(İKİ UCU YARIKLI)

JD-0646



900-1000 SERİSİ

Z10033-Z10797
HELEZON KAVRAMA GÖBEĞİ
(ORTASI YUVARLAK)



JD-0647



900-1000 SERİSİ

Z699H

HELEZON KAVRAMA SİGORTASI
(KÜÇÜK) - (TAKIM)

JD-0648




900 SERİSİ

Z10847

HELEZON KAVRAMA SİGORTASI
(BÜYÜK) - (TEK) - (SFERO)

JD-0649



900 SERİSİ

Z10889

HELEZON KAVRAMA GÖBEĞİ
(Ø 30mm) - (3 KANAT)

JD-0650



900 SERİSİ

Z10846

HELEZON KAVRAMA GÖBEĞİ
(Ø 30mm) - (6 KANAT)

JD-0651



900-1000 SERİSİ

Z11509

HELEZON KAVRAMA GÖBEĞİ
(3 KANAT)

JD-0652



1174-1450

HELEZON KAVRAMA GÖBEĞİ
(Ø 35mm) - (6 KANAT)

JD-0653




1000-2000 SERİSİ

Z11338

HELEZON SİGORTA YATAĞI
(GÖBEKLİ TARAF)

JD-0654



1000-2000 SERİSİ

Z11337

HELEZON SİGORTA YATAĞI
(UZUN - GÖBEKLİ)

JD-0655



1000-2000 SERİSİ

Z11687-Z11437

HELEZON SİGORTA YATAĞI
(ÇENELİ TARAF)

JD-0656



1000-2000 SERİSİ

Z11435

HELEZON SİGORTA TOPLAMA YATAĞI
(DIŞLILI)

JD-0657



900-1000 SERİSİ

Z10114-Z10579

HELEZONUN İÇİNDEKİ 2 DELİKLİ
YATAK

JD-0658



900-1000 SERİSİ

Z10904

MOTORBAŞI KOVANI
(MEKANİK MAKİNALARA)



JD-0659



900-1000 SERİSİ

Z11174
MOTORBAŞI KOVANI
(HİDROSTATİK MAKİNALARA)

JD-0660



630-955

AZ10539
BOŞALTICI HELEZON MERKEZİ
KAVİSLİ YATAĞI

JD-0662



630-955

Z11376-Z10010
BEŞİK EKSANTRİĞİ
(Ø 25mm)

JD-0663



1174-1166-1188

Z11696
BEŞİK EKSANTRİĞİ
(Ø 30mm)

JD-0664



900 SERİSİ

Z10857
BEŞ KASNAK LEVYE ÇATALI
(KISA)

JD-0665



900 SERİSİ

Z10150
DOLAP KASNAK LEVYE ÇATALI
(UZUN)


JD-0666



1000-2000 SERİSİ

Z11358
DOLAP KASNAK LEVYE ÇATALI

JD-0667



900-1000 SERİSİ

H10835
BOĞAZ BAĞLANTI YATAĞI PABUCU
(SFERO)

JD-0668



900-1000 SERİSİ

Z20916
BOĞAZ BAĞLANTI KAMASI - L

JD-0669



900-1000-7000-SERİSİ

AZ19242
BEŞİK LASTİK YATAĞI
(4 DELİKLİ) - (ÇELİK)

JD-0670



900-1000 SERİSİ

AZ17705
BEŞİĞİ SALLAYAN KOL
(TEK TARAF) - (SOL)

JD-0671



900-1000 SERİSİ

AZ17704
BEŞİĞİ SALLAYAN KOL
(ÇİFT TARAF) - (SAĞ)



JD-0672



630-955

PK1043H
SAĞIR ELEK KEPİ
(ÇİFT TARAF)

JD-0673



630-955

PK1103H
SAĞIR ELEK KEPİ
(TEK TARAF)

JD-0674



630-955

PK1931H
SAĞIR ELEK KEPİ
(SIRTI DÜZ)

JD-0675



630-955

Z10418
SAĞIR ELEK KEPİ
(YÜKSEK)


JD-0676



955-965-975-985-1174

Z10634
SAĞIR ELEK KEPİ
(KÜÇÜK)

JD-0677



955-965-975-985-1174

Z10639
SAĞIR ELEK KEPİ
(BÜYÜK)

JD-0678



1000-6000 SERİSİ

Z11374
SAĞIR ELEK KEPİ
(4 DELİKLİ)

JD-0679



900-1000 SERİSİ

H10613
SAĞIR ELEK KEP TIRNAĞI

JD-0680



900-1000 SERİSİ

H11443-Z11486
BIÇAKKOLU SIKTIRMA PABUCU
(TAKIM)

JD-0681



900-1000 SERİSİ

H10032
DEBRİYAJ AYNASI
(DİSK)

JD-0682



900-1000 SERİSİ

Z11015
DEBRİYAJ ARKA PLAKASI
(3 KULAKLI)

JD-0683



1000 SERİSİ

Z39484
HELEZON KRANK YATAĞI
(DÖRTKÖŞE)



TARMO A.Ş.

JOHN DEERE

www.tarmo.com.tr

JD-0684



955

Z30245
GÖTÜRÜCÜ ZİNCİR YATAĞI
(AHŞAP)

JD-0685



900-1000 SERİSİ

Z21392
MOTORBAŞI SACLI DİSK PERNOSU

JD-0686



630-955

Z20073
BATÖR ŞİŞİ

JD-0687



630-955

Z20478
TIRMIK YAYI

JD-0688



1450-6000 SERİSİ

Z56957-CQ27647
TIRMIK YAYI


JD-0689



1450-6000 SERİSİ

Z56958-CQ27648
TIRMIK YAYI

JD-0690



955

AZ19432
BATÖR RULMANI

JD-0691



630-955

AZ30319
ANA MERKEZ KUMANDA MİLİ

JD-0692



900-1000 SERİSİ

Z10714
DEBRİYAJ FÖTR KOVANI

JD-0693



900-1000 SERİSİ

Z10104
MOTOR KUYRUK MİLİ FÖTRÜ

JD-0696



BÜTÜN MODELLER

AS01197
ÇELTİK PALET MAKARASI
(D4) - (KOMPLE)

JD-0697



BÜTÜN MODELLER

**ÇELTİK PALET YÜRÜTÜCÜ MAKARA
YATAK BURCU**



TARMO A.Ş.

JOHN DEERE

www.tarmo.com.tr

JD-0702



BÜTÜN MODELLER

CQ26471

ÇELTİK PALET YÜRÜTÜCÜ MAKARA
MİLİ - (FLANŞLI)

JD-0703



BÜTÜN MODELLER

S01193

ÇELTİK PALET YÜRÜTÜCÜ MAKARA
MİL YATAĞI - (BURÇLU)

JD-0704



BÜTÜN MODELLER

S01349

ÇELTİK PALET YÜRÜTÜCÜ MAKARA
YATAK KEPİ

JD-0705



630-955

AZ20246

DOLAP YILDIZI
(YENİ MODEL)

JD-0706



630-930-940

AZ12676

DOLAP YILDIZI
(BURÇLU) - (ESKİ MODEL)

JD-0707



630-955

AZ10328

BOĞAZ KASNAĞI
(YEŞİL BOYALI) - (SAC)

JD-0708



630-955

AZ10163

KELEBEK KASNAK
(SARI BOYALI) - (SAC)

JD-0709



630-955

Z20474

DOLAP U SACI

JD-0710



900-1000 SERİSİ

Z22124

DOLAP DİREK SACI

JD-0711




900-1000 SERİSİ

AZ25769-Z36806

BEŞİĞİ SALLAYAN ÇATAL
(PERÇİNLİ)

JD-0712



900-1000 SERİSİ

Z29076

BEŞİĞİ SALLAYAN SAC
(PERÇİNLİ)

JD-0713



900-1000 SERİSİ

Z20171

BEŞİĞİ SALLAYAN LAMA



TARMO A.Ş.

JOHN DEERE

www.tarmo.com.tr

JD-0714



900-1000 SERİSİ

AZ17693
BEŞİĞİ SALLAYAN LAMA
(SAC) - (KOMPLE)

JD-0715



1000 SERİSİ

Z38442-Z38443
BEŞİĞİ SALLAYAN ÇATAL VE PİM
(TAKIM)

JD-0717



BÜTÜN MODELLER

AZ34208-AZ59818
SAP KALDIRICI

JD-0718



2000 SERİSİ

Z64658
TABLA SENSÖR BANT

JD-0719



BÜTÜN MODELLER

H171395
TABLA SAC BANT

JD-0721



900-1000 SERİSİ

Z32191
TIRMIK FİBER KORUYUCU SACI

JD-0722



900-1000 SERİSİ

Z20480
TIRMIK YAYI TUTUCU SACI


JD-0723



1170-1174-1450-1550

CQ30987
TIRMIK YAYI TUTUCU SACI
(SAĞ)

JD-0724



1170-1174-1450-1550

CQ30988
TIRMIK YAYI TUTUCU SACI
(SOL)

JD-0725



630-900 SERİSİ

Z32690
BIÇAK ÜST BASKISI

JD-0726



630-955

Z32049
BIÇAK ALT BASKISI

JD-0727



630-955

Z25258
BIÇAK ALT ŞİMİ



TARMO A.Ş.

JOHN DEERE

www.tarmo.com.tr

JD-0728



630-955

AZ10248-DQ57927
YAYLI KUTU
(DOLU)

JD-0729



630-955

Z31371
RULMAN SAC KAPAĞI
(YUVARLAK) - (20'LİK) - PF204

JD-0730



630-955

P47232
RULMAN SAC KAPAĞI
(YUVARLAK) - (25'LİK) - PF205

JD-0731



630-955

Z34740-P44439
RULMAN SAC KAPAĞI
(YUVARLAK) - (30'LUK) - PF206

JD-0732



630-955

Z30769
RULMAN SAC KAPAĞI
(YUVARLAK) - (35'LİK) - PF207

JD-0733



630-955

Z44269
RULMAN SAC KAPAĞI
(YUVARLAK) - (40'LİK) - PF208

JD-0734



630-955

Z31372
RULMAN SAC KAPAĞI - (OVAL)
(2 DELİKLİ) - (20'LİK) - PFL204

JD-0735



630-955

Z30957
RULMAN SAC KAPAĞI - (OVAL)
(2 DELİKLİ) - (25'LİK) - PFL205

JD-0736



630-955

Z30026
RULMAN SAC KAPAĞI - (OVAL)
(2 DELİKLİ) - (30'LUK) - PFL206

JD-0737



630-955

RULMAN SAC KAPAĞI - (OVAL)
(2 DELİKLİ) - (35'LİK) - PFL207

JD-0738



630-955

E10018
RULMAN SAC KAPAĞI - (ÜÇGEN)
(3 DELİKLİ) - (30'LUK) - PFT206

JD-0739



630-955

E10018
RULMAN SAC KAPAĞI - (ÜÇGEN)
(3 DELİKLİ) - (35'LİK) - PFT207




JD-0740



955

AZ10142
ÜST ELEK
(970x1230mm)

JD-0741



955

AZ12449-AZ10143
ALT ELEK
(970x1230mm)


JD-0744



975-1075

AZ23544-AZ22798
ÜST ELEK
(1230x1522mm)

JD-0745



975-1075

AZ22799
ALT ELEK
(1230x1522mm)

JD-0750



1170

DQ12662-DQ12663
ÜST ELEK
(1232x1515mm)


JD-0751



1170

DQ27617
ALT ELEK
(1232x1545mm)


JD-0764



955

AZ13656-AZ10144
İLAVE ELEK
(970x460mm)


JD-0766



975-1075

AZ44101-AZ12620
İLAVE ELEK
(1230x460mm)


JD-0782



900-1000 SERİSİ

AZ27828-AZ27890
SARSAK

JD-0790



900-1000 SERİSİ

Z38552
SARSAK SACI
(BUĞDAY İÇİN)


JD-0794



1000-2000 SERİSİ

Z56208
SARSAK TAKOZ SACI

JD-0795



630-955

Z37922-Z20040
SARSAK KRANKI YATAK SACI



TARMO A.Ş.

JOHN DEERE

www.tarmo.com.tr

JD-0799



1000-7000 SERİSİ

AZ10348
ELEVATÖR BAŞLIĞI
(DEPO İÇİ)

JD-0803



950-955-968-1068

Z33620
GÖTÜRÜCÜ T-PALET
(54cm) - (4mm)

JD-0804



975-1075-1174-1450

Z33621
GÖTÜRÜCÜ T-PALET
(67cm) - (4mm)

JD-0806



1174-1170-1450

Z38440
GÖTÜRÜCÜ T-PALET
(98cm) - (4mm - GALVANİZ - EZME)

JD-0807



630-955

Z30160
GÖTÜRÜCÜ U-PALET
(4mm - GALVANİZ - EZME)

JD-0808



955-965

GÖTÜR. U-PALET
(4mm - GALVANİZ - 3 SIRA ZİNCİRE)

JD-0809



1170

GÖTÜRÜCÜ U-PALET
(64cm) - (4mm - EZME)



CL-0001



1530-1545

090032
GRUP DİŞLİSİ
(Z-15 / 22 / 25 / 36)

CL-0002



1530-1545

323424
GRUP DİŞLİSİ
(Z-14 / 22 / 24 / 35)

CL-0003



1530-1545-8030-8040

418108
GRUP DİŞLİSİ
(Z-14 / 22 / 19 / 35)

CL-0004



8000 SERİSİ-TC56

411208
GRUP DİŞLİSİ
(Z-14 / 22 / 19 / 35)

CL-0005



1540-1550-1550S

330261
GRUP DİŞLİSİ
(Z-14 / 22 / 24 / 35)

CL-0006



1530-1545

260033-323431
GRUP MİLİ

CL-0007



8030-8040

454170
GRUP MİLİ

CL-0008



1530-1545-8030-8040

382063
PRİZDİREK
(Z-10 / 17) - (KISA)

CL-0009



1530-1545

090034
PRİZDİREK
(Z-10 / 16) - (UZUN)

CL-0010



1540-1550S-8050-8060

374430
PRİZDİREK
(KISA)

CL-0011



1550-1550S

330267-374428
PRİZDİREK
(Z-17)

CL-0012



8050-8055-8060

447991
PRİZDİREK
(Z-17)



CL-0013



1530-1545

323422
CER PİNYONU FREN AKSI
(Z-8 / 11 / 10)

CL-0014



1520-8030-8040

333112
CER PİNYONU FREN AKSI
(Z-8 / 10 / 10) - (DAR)

CL-0015



1550-8050-8060

374122
CER PİNYONU FREN AKSI
(Z-8 / 11 / 13)

CL-0016



8055-TC56

448814
CER PİNYONU FREN AKSI
(Z-8 / 10 / 13)

CL-0017



8030-8040

441358
CER PİNYONU FREN AKSI
(Z-8 / 10 / 10)

CL-0018



1530-1545

090033-332025
KAMALI MİL

CL-0019



1530-1545

385418
KAMALI MİL

CL-0020



8030-8040

427266-K
SADECE KAMALI MİL

CL-0021



8050-8060

438774-K
SADECE KAMALI MİL

CL-0022



8050-8055-8060

446072-K
SADECE KAMALI MİL
(FREZELİ) - (İNCE) - (UCU KISA)


CL-0023



1530-1545

410012
2-3 VİTES DİŞLİSİ
(Z-27)

CL-0024




1530-1545

323716
2-3 VİTES DİŞLİSİ
(Z-28)



CL-0025



1530-1545-8040

396562
2-3 VİTES DİŞLİSİ
(Z-22)

CL-0026



8055-8060

411207-438774
2-3 VİTES DİŞLİSİ
(Z-22)


CL-0027



1540-1550-1550S

330246
2-3 VİTES DİŞLİSİ
(Z-28)


CL-0028



1530-1545

410014
1 VE GERİ VİTES DİŞLİSİ
(Z-27 / 37) - (DAR)


CL-0029



1530-1545-8040

323717
1 VE GERİ VİTES DİŞLİSİ
(Z-27 / 38) - (GENİŞ)

CL-0030



1540-1550-1550S

330258
1. VE GERİ VİTES DİŞLİSİ
(Z-27 / 38)

CL-0031



1550-8055-8060-TC56

330257
AVARA DİŞLİSİ
(GENİŞ YANAKLI)

CL-0032



1530-1545

410009-332121
AVARA DİŞLİ
(DAR YANAKLI)

CL-0033



1530-1545

260034
AVARA DİŞLİ MİLİ

CL-0034



1550-8055-8060-TC56

330249
AVARA DİŞLİ MİLİ

CL-0035



8000 SERİSİ-TC56

919453
SENKROMEÇ DİŞLİ

CL-0036



8000 SERİSİ-TC56

919452
SENKROMEÇ ÇEMBERİ



CL-0037



8000 SERİSİ-TC56

919451
SENKROMEÇ GÖBEĞİ

CL-0038



1540-1550-1550S

374436
KAMALI MİL

CL-0039



8000 SERİSİ-TC56

89505114
KAMALI MİL
(FREZELİ) - (İNCE) - (UCU UZUN)

CL-0040



8030-8050-8060

425588
KAMALI MİL
(İNCE) - (UCU UZUN)

CL-0041



8050-8060-8070-8080

417952-417953
DEPO BOŞALTICI DİŞLİ

CL-0042



TX SERİSİ-TF SERİSİ

433640-433641
DEPO BOŞALTICI DİŞLİ

CL-0043



1500-8000 SERİSİ

482285-371035
VİTES AYI
(ORJİNAL TİP)

CL-0044



1530-1545

362467
VİTES MİLİ
(1 VE GERİ İÇİN) - (TEK SEGMANLI)

CL-0045



1530-1545

362466
VİTES MİLİ
(2-3 VİTES İÇİN) - (ÇİFT SEGMANLI)

CL-0046



8050-8060

397854
VİTES MİLİ - (1 VE GERİ VİTES İÇİN)
(ÇİFT SEGMANLI)

CL-0047



8050-8060

411247
VİTES MİLİ - (2-3 VİTES İÇİN)
(TEK SEGMANLI)

CL-0048



8000 SERİSİ-TC56-TX32

382228
VİTES MİLİ
(2 ÇENTİKLİ)



CL-0049



8000 SERİSİ-TC56-TX32

436422
VİTES MİLİ - (1-2 VİTES)
(3 ORTADAN ÇENTİKLİ)

CL-0050



8000 SERİSİ-TC56-TX32

440784
VİTES MİLİ - (3-4 VİTES)
(3 KENARDAN ÇENTİKLİ)

CL-0051



8000 SERİSİ-TC56

447375
VİTES MİLİ
(1.VİTES) - (SAĞ)

CL-0052



8000 SERİSİ-TC56

89506902
VİTES AYI

CL-0053



8050-8055

80918572
VİTES AYI
(GENİŞ HİLAL)

CL-0054



8080-TX32-TC56

421477
VİTES AYI
(1 VE 2 VİTES İÇİN)

CL-0055



8080-TX32-TC56

421478
VİTES AYI
(3 VE 4 VİTES İÇİN)

CL-0056



BÜTÜN MODELLER

84814899-120151
VİTES AYI AYAR CİVATASI

CL-0057



BÜTÜN MODELLER

210006
VİTES DİŞLİ MİSKETİ

CL-0058



BÜTÜN MODELLER

180012
VİTES DİŞLİ MİSKET YAYI

CL-0059



1500 SERİSİ

330248
GRUP MİLİ
(UZUN)

CL-2001



TC5070-CS-CX-CR SERİSİ

84433352
SENKROMEÇ GÖBEĞİ




CL-2002



TC5070-CS-CX-CR SERİSİ

84433358
SENKROMEÇ ÇEMBERİ

CL-2003



CS-CX-CSX-TX-TF SERİSİ

455094
DİFERANSİYEL KAPLINİ

CL-0060



1530-1540-1545

356819
BIÇAKKOLU ŞANZIMAN ÇATALI
(DÖVME)

CL-0061



1530-1540-1545

354787
BIÇAKKOLU ŞANZIMAN İÇ YATAĞI
(DÖVME)

CL-0062



1530-1540-1545

356818
BIÇAKKOLU ŞANZIMAN SALLAMA
KOLU - (DÖVME)

CL-0063



1530-1540-1545

375030
BIÇAKKOLU ŞANZIMAN EKSANTRİK
MİLİ - (KAMALI)


CL-0064



1530-1540-1545

354786
BIÇAKKOLU ŞANZIMAN EKSANTRİK
MİLİ - (FREZELİ)

CL-0065



1530-1540-1545

354784
BIÇAKKOLU ŞANZIMAN DIŞ YATAĞI


CL-0066A



1530-1540-1545

80374083-80397999
BIÇAKKOLU ŞANZIMANI

CL-0066



1530-1540-1545

80374083-80397999
BIÇAKKOLU ŞANZIMANI
(KOMPLE)

CL-0067



1530-1540-1545

354785
BIÇAKKOLU ŞANZIMAN ÇATAL PİMİ
(SULU)

CL-0068



1530-1540-1545

350563
BIÇAKKOLU ŞANZIMANI ÜST
CONTASI - (KLİNGERİT)



CL-0069



1530-1540-1545

354783

BIÇAKKOLU ŞANZIMANI DIŞ CONTASI
(KLİNGERİT)

CL-0070




1530-1540-1545

354413

BIÇAKKOLU MASTAR BAŞLIĞI
(DÖVME)

CL-0071



1530-1540-1545

350560

BIÇAKKOLU MASTAR BAŞLIĞI
RULMAN GÖBEĞİ

CL-0072



1530-1540-1545

375031

BIÇAKKOLU ŞANZIMAN KASNAĞI
(KAMALI)

CL-0073



1530-1540-1545

354791

BIÇAKKOLU ŞANZIMAN KASNAĞI
(FREZELİ)

CL-0074



1530-1540-1545

362353

BIÇAKKOLU ŞANZIMAN KUTUSU

CL-0075



1530-1540-1545

350606

BIÇAKKOLU ŞANZIMAN ÇELİK PUL

CL-0076



1530-1540-1545

372570

BIÇAKKOLU MASTAR LAMASI

CL-0077



8070-8080-TC56

412681

BIÇAKKOLU MASTAR ROT CİVATASI

CL-0078



1530-1545-8000 SERİSİ

SPECIAL

SET - (İÇ YATAK + EKSANTRİK MİLİ)
(ÇİFT RULMAN)

CL-0079A




8000 SERİSİ

747972-80447013

BIÇAKKOLU ŞANZIMAN

CL-0079



8000 SERİSİ

747972-80447013

BIÇAKKOLU ŞANZIMAN
(KOMPLE) - (KALIN TİP)



CL-0080



8000 SERİSİ

747862
BIÇAKKOLU ŞANZIMAN ÇATALI
(KALIN TİP)

CL-0081



8000 SERİSİ

458658-747863
BIÇAKKOLU ŞANZIMAN İÇ YATAĞI
(KALIN TİP)

CL-0082



8000 SERİSİ

386753
BIÇAKKOLU ŞANZIMAN SALLAMA
KOLU - (KALIN TİP)


CL-0083



8000 SERİSİ

747864
BIÇAKKOLU ŞANZIMAN EKSANTRİK
MİLİ - (KALIN TİP)

CL-0084



8000 SERİSİ

356924
BIÇAKKOLU ŞANZIMAN DIŞ YATAĞI
(KALIN TİP)

CL-0085



8000 SERİSİ

440661
BIÇAKKOLU ŞANZIMAN KASNAĞI
(KALIN TİP)

CL-0086



8000 SERİSİ

747861
BIÇAKKOLU ŞANZIMAN ÇATAL PİMİ
(KALIN TİP)

CL-0087



8000 SERİSİ

356526
BIÇAKKOLU ŞANZIMAN RAYNEL PUL
(KALIN TİP)

CL-2012



8000 SERİSİ

747977
BIÇAKKOLU ŞANZIMAN BOŞ KUTU
(BÜYÜK)

CL-2013



1530-1540-1545

354413-372570
BIÇAKKOLU ŞANZIMAN MASTAR
BAŞLIĞI - (KOMPLE)


CL-2014



8000 SERİSİ

80356937
BIÇAKKOLU ŞANZIMAN ÇATAL KEÇESİ
(BÜYÜK)

CL-2015



1530-1540-1545

300893
BIÇAKKOLU ŞANZ. KAPAK KEÇESİ
(KÜÇÜK)



CL-2016



1530-1540-1545

354120
BIÇAKKOLU ŞANZIMAN ÇATAL KEÇESİ
(KÜÇÜK)

CL-2017



8000 SERİSİ

165216
BIÇAKKOLU ŞANZIMAN DIŞ YATAK
O-RİNGİ

CL-0088



8000 SERİSİ-TC56-TX32

456639
KAMALI MİL
(Z-10 / 10) - (YİVLİ)


CL-0089



8070-8080-TF42-TF44

80421296
KAMALI MİL
(Z-10 / 10) - (DÜZ)


CL-0090



8000 SERİSİ-TC56-TX32

436457
1.VİTES DİŞLİSİ
(Z-32 / 47)

CL-0091



8000 SERİSİ-TC56-TX32

436358
2.VİTES DİŞLİSİ
(Z-32 / 37)

CL-0092



8000 SERİSİ-TC56-TX32

436458
3.VİTES DİŞLİSİ
(Z-25 / 28)

CL-0093



8000 SERİSİ-TC56-TX32

436459-9837151
4.VİTES DİŞLİSİ
(Z-25 / 17)


CL-0094



8000 SERİSİ-TC56-TX32

89818054
PRİZDİREK MİLİ
(UZUN)

CL-0095



8000 SERİSİ-TC56-TX32

396120
SENKROMEÇ GÖBEĞİ
(BÜYÜK)


CL-0096



8000 SERİSİ-TC56-TX32

437870
SENKROMEÇ ÇEMBERİ
(BÜYÜK)

CL-0097



8000 SERİSİ-TC56-TX32

396116
SENKROMEÇ GÖBEĞİ
(KÜÇÜK)



CL-0098



8000 SERİSİ-TC56-TX32

437869
SENKROMEÇ ÇEMBERİ
(KÜÇÜK)

CL-0099



8000 SERİSİ-TC56-TX32

384259
GRUP MİLİ

CL-0100



8000 SERİSİ-TC56-TX32

384262
GRUP SABİT DİŞLİ
(Z-44)

CL-0101



8000 SERİSİ-TC56-TX32

430517
GRUP SABİT DİŞLİ
(Z-33)

CL-0102



8000 SERİSİ-TC56-TX32

430513
GRUP SABİT DİŞLİ
(Z-24)

CL-0103



8000 SERİSİ-TC56-TX32

395963
GRUP SABİT DİŞLİ
(Z-23)

CL-0104



8000 SERİSİ-TC56-TX32

395964
GERİ VİTES DİŞLİSİ
(Z-21)


CL-0105



8000 SERİSİ-TC56-TX32

396121
DİŞLİ GÖBEĞİ
(KAMALI) - (BÜYÜK)

CL-0106



8000 SERİSİ-TC56-TX32

394028
DİŞLİ GÖBEĞİ
(KAMALI) - (KÜÇÜK)

CL-0107



8000 SERİSİ-TC56-TX32

382229
VİTES AYIRICI PARMAĞI


CL-0108



8000 SERİSİ-TC56-TX32

395965
GEZİCİ DİŞLİ
(Z-47)

CL-0109



TC5070-CS-CX-CSX SERİSİ

84433264
2.VİTES DİŞLİSİ



CL-0110



TC5070-CS-CX-SERİSİ

84459182
1.VİTES DİŞLİSİ


CL-0111



TC5070-CS-CX-SERİSİ

84433273
3.VİTES DİŞLİSİ

CL-0112



CS-CX SERİSİ

84437033
GRUP DİŞLİSİ
(Z-16) - (HELİS)

CL-0113



ÖZEL
PRİZDİREK - (UZUN)
(ÖZEL - 76 MODELE ÇEVİRME)

CL-0114



ÖZEL
KAMALI MİL
(ÖZEL - 76 MODELE ÇEVİRME)

CL-0115



TX66-TX68-TF42-TF44

89819513
KAMALI MİL
(Z-11 / 18)

CL-0116



8000 SERİSİ-TC SERİSİ

918577
KAMALI MİL ARA PULU

CL-0117



TX-TF SERİSİ

89819512
KAMALI MİL
(Z-10 / 18)

CL-0118A



8070-TX32-TC56-CS-CX

89513022-85000175
BIÇAKKOLU ŞANZİMAN
(ALTAN SALLAMA)

CL-0118



8070-TX32-TC56-CS-CX

89513022-85000175
BIÇAKKOLU ŞANZİMAN
(ALTAN S.) - KOMPLE

CL-0119



8070-TX32-TC56-CS-CX

89513490-850120
BIÇAKKOLU ŞANZİMAN ÇATALI
(ALTAN S.)

CL-0120



8070-TX32-TC56-CS-CX

850123
BIÇAKKOLU ŞANZİMAN İÇ YATAĞI
(ALTAN S.)



CL-0121



8070-TX32-TC56-CS-CX

89833653-84017247
B. ŞANZ. SALLAMA KOLU
(ALTTAN SALLAMA)


CL-0122



8070-TX32-TC56-CS-CX

89501697
BIÇAKKOLU ŞANZIMAN EKSANTRİĞİ
(ALTTAN S.)

CL-0123



8070-TX32-TC56-CS-CX

89501694-796343
BIÇAKKOLU ŞANZIMAN DIŞ YATAĞI
(ALTTAN S.)

CL-0124



8070-TX32-TC56-CS-CX

847547
BIÇAKKOLU ŞANZIMAN ÇATAL PİMİ
(ALTTAN S.)

CL-0125



8070-TX32-TC56-CS-CX

709063
B.KOLU ŞANZIMAN ÇATAL BURCU
(ORIJİNAL - ALTTAN SAL.)

CL-0126



8070-TX32-TC56-CS-CX

168100
BIÇAKKOLU ŞANZIMAN RAYNEL PUL
(ALTTAN S.)

CL-0127



8070-TX32-TC56-CS-CX

89501967
BIÇAKKOLU ŞANZIMAN BOŞ KUTU
(ALTTAN S.)

CL-0128



8070-TX32-TC56-CS-CX

89501806
BIÇAKKOLU ŞANZIMAN KASNAĞI
(ALTTAN S.) - (KAMALI)

CL-0129



8070-TX32-TC56-CS-CX

80753809
BIÇAKKOLU ŞANZIMAN KASNAĞI
(ALTTAN S.) - (FREZELİ)

CL-0130



8070-TX32-TC56-CS-CX

8070-TX32-TC56-CS-CX
BIÇAKKOLU EKSANTRİK PULU
(ALTTAN S.) - (TIRTIRLI)

CL-2024



8000-TC SERİSİ

9513024
BIÇAKKOLU ŞANZIMAN KAPAK
KEÇESİ - (ALTTAN S.)

CL-2025



8055-8070-TC56

796503
BIÇAKKOLU ŞANZ. ÇATAL KEÇESİ
(ALTTAN S.)



CL-0131



1530-1545-8040-8055-8060

327081
DİFERANSİYEL CER DİŞLİSİ

CL-0132



8000-TC-TX SERİSİ

437778
DİFERANSİYEL CER DİŞLİSİ

CL-0133



1530-1545-8040-8055-8060

327081
DİFERANSİYEL KARPUZU
(TAKIM)

CL-0134



1530-1545-8040-8055-8060

90056
DİFERANSİYEL CER DİŞLİSİ KARPUZU
(KOMPLE)

CL-0135



BÜTÜN MODELLER

410034-89514631
DİFERANSİYEL FREN DİŞLİ YATAĞI


CL-0136



BÜTÜN MODELLER

410007-84814938
İSTAVROZ MİLİ
(DÖVME)

CL-0137



BÜTÜN MODELLER

410006-89514632
İSTAVROZ DİŞLİSİ
(TEK)

CL-0138



BÜTÜN MODELLER

210014
İSTAVROZ PULU
(KÜÇÜK)

CL-0139



BÜTÜN MODELLER

210013
İSTAVROZ PULU
(BÜYÜK) - (4mm - ORJİNAL ÖLÇÜ)


CL-0140



BÜTÜN MODELLER

210013-210014
İSTAVROZ PULLARI
(TAKIM)

CL-0141



CS-CX-CSX SERİSİ

89850394
İSTAVROZ DİŞLİSİ
(BURÇLU)

CL-0142



CS-CX-CSX SERİSİ

9514041
İSTAVROZ MİLİ



CL-0143



CS-CX SERİSİ

84069687
DİFERANSİYEL FREN AKSI
(35cm) - (KISA) - (SAĞ)

CL-0144



CS-CX SERİSİ

84069822
DİFERANSİYEL FREN AKSI
(43,50cm) - (UZUN) - (SOL)

CL-0145



8060-8070-TX32-TX34-TC56

431989
DİFERANSİYEL FREN AKSI
(SOL)

CL-0146



8060-8070-TX32-TX34-TC56

431988
DİFERANSİYEL FREN AKSI
(SAĞ)

CL-0147



BÜTÜN MODELLER

210013
İSTAVROZ PULU
(5mm) - (KALIN)

CL-0148



8070-8080

80388062
HİDROSTATİK KAPLİNİ
(ŞAPKALI) - (DÖVME)

CL-0149



TC56

89833158
HİDROSTATİK KAPLİNİ
(ŞAPKALI) - (DÖVME)

CL-0150



8070-8080-TX32-TC56

396115
HİDROSTATİK MİLİ
(ŞANZIMAN TARAFI)

CL-0151



TC52-TC54-TC56

84042060
HİDROSTATİK MİLİ
(ALT) - (75cc)

CL-0152



TC52-TC54-TC56

84031971
HİDROSTATİK MİLİ
(ÜST) - (75cc)

CL-0153



TX32-TX34-TC36

9832443
HİDROSTATİK MİLİ
(ALT)

CL-0154



8070-8080-TX32-TC56-TF42

388121
HİDROSTATİK KAPLİNİ
(Z-23) - (FREZELİ)



CL-0155



TF46-TF76-TF78

80452258-452311
HİDROSTATİK KAPLİNİ
(TAKIM)

CL-0156



8060-8070-TX SERİSİ-TC56

89508580
HİDROSTATİK RULMAN GÖBEĞİ

CL-0157



CS-CX SERİSİ

84806882
HİDROSTATİK MİLİ
(ÜST) - (100cc)


CL-0158



CR-CX-CSX SERİSİ

84078984
HİDROSTATİK MİLİ
(ALT) - (100cc)

CL-0159



CR-CX-CSX-TC5080

84071392
HİDROSTATİK GRUP MİLİ
(Z-13) - (100cc) - (ŞANZIMAN TARAFI)


CL-0160



8060-8070-8080

80420451-80450481
HİDROSTATİK KAPLİNİ
(ŞAPKALI)

CL-0161



TX32-TX34-TC56

454019-454020
HİDROSTATİK KAPLİNİ
(TAKIM)

CL-0162



TX34-TX36-TX65-TX66-TX68

84041314
HİDROSTATİK MİLİ
(ŞANZIMAN TARAFI)

CL-0163



TC5070-TC5080

87387001
HİDROSTATİK GRUP MİLİ
(Z-23) - (75cc) - (ŞANZIMAN TARAFI)


CL-0164



TX-TF SERİSİ

9813011
HİDROSTATİK MİLİ
(ALT) - (29cm)

CL-0165



TF SERİSİ

HİDROSTATİK KAPLİNİ
(TAKIM)

CL-0167



CS SERİSİ

84444687
HİDROSTATİK MOTOR KUSTURUCU
DİŞLİ TAKIMI



CL-0168



CS-CSX7000 SERİSİ

HİDROSTATİK ORTA MİLİ

CL-0169



TC5070-TC4.90-TC5.70-TC5.80

87387001

HİDROSTATİK GRUP MİLİ - (Z-11)
(KALIN DİŞ) - (KAPLİNE UYGUN)

CL-0170



TC5070-TC4.90-TC5.70-TC5.80

87387001

HİDROSTATİK GRUP MİLİ
(Z-11) - (KALIN DİŞ) - (ÖZEL)

CL-0171



TC SERİSİ

84042060

HİDROSTATİK GRUP MİLİ
(Z-11) - (ALT) - (ÖZEL)

CL-0172



TC52-TC54-TC56-TC55-TC57

84031971

HİDROSTATİK GRUP MİLİ
(Z-11) - (ÜST) - (ÖZEL)

CL-0173




TC SERİSİ

89833158

HİDROSTATİK KAPLİNİ - (Z-11)
(KALIN DİŞ) - (ŞAPKALI) - (ÖZEL)

CL-0174



8060-8070-TC-TX SERİSİ

388121

HİDROSTATİK KAPLİNİ
(MODÜL SİSTEMİ) - (ÖZEL)

CL-0178




1530-1545

260169

MOTORBAŞI KUYRUK MİLİ
(DÖVME)

CL-0179



8040-8055

429540-440666

MOTORBAŞI KUYRUK MİLİ
(ÜÇGEN SACLI)

CL-0180



8060-8070-8080

427226-393492

MOTORBAŞI KUYRUK MİLİ

CL-0181



1540

321660

MOTORBAŞI KUYRUK MİLİ
(Z-10)

CL-0182



TC54-TC56-TC5000 SERİSİ

89837723

MOTORBAŞI KUYRUK MİLİ



CL-0183



CS540-CS640-CS660

84452851

MOTORBAŞI KUYRUK MİLİ - (KAMALI)

CL-0184



CS6080-CSX7080-CX6090

84455261

MOTORBAŞI KUYRUK MİLİ - (FREZELİ)

CL-0185



1530-1540-1545

482401

MOTORBAŞI SACLI DİSK (ÜÇGEN)

CL-0186



8070-8080

417073

MOTORBAŞI KUYRUK MİLİ

CL-0187



8080

411572

MOTORBAŞI KUYRUK MİLİ

CL-0188



8050-8060-8070-8080

80410703

DEBRİYAJ DİSKİ
(AYNA) - (MİLİ İLE)

CL-0189



8055-8060-8070-TC56-TC5040

442542

DEBRİYAJ DİSKİ
(AYNA) - (MİLİ İLE)

CL-1890



TX30-TX32-TX34-TF42

80436003

DEBRİYAJ DİSKİ
(AYNA) - (MİLİ İLE)

CL-1891



TC56-TC5000 SERİSİ

84460893

MOTORBAŞI DİSKİ
(SAC)

CL-1892



TC56-TF76-TX60 SERİSİ

84037198-9837253

MOTORBAŞI DİSKİ
(SAC)

CL-1893



CS520-540-640-660-CL560

84452852-84981861

MOTORBAŞI DİSKİ
(SAC)

CL-1894



CS6080-6090-CSX7060-7080

84455234

MOTORBAŞI DİSKİ
(SAC)



CL-1895



TC52-TC54-TC56

89514724
MOTORBAŞI KUYRUK MİLİ
(KAYIŞLI MODELLERE)

CL-1896



CS6060-6080-6090-CX7060

84458437
MOTORBAŞI KUYRUK MİLİ
(UZUN FREZE)

CL-1902



BÜTÜN MODELLER

300134326
ÇELTİK PALET MAKARASI
(D4) - (KOMPLE)


CL-1903



BÜTÜN MODELLER

300134622
ÇELTİK PALET YÜRÜTÜCÜ MAKARA
MİLİ - (FLANŞLI)

CL-1904



BÜTÜN MODELLER

313461800
ÇELTİK PALET YÜRÜTÜCÜ MAKARA
MİL YATAĞI - (BURÇLU)


CL-1905



BÜTÜN MODELLER

300134620
ÇELTİK PALET YÜRÜTÜCÜ MAKARA
YATAK BURCU

CL-1906



BÜTÜN MODELLER

300134626
ÇELTİK PALET YÜRÜTÜCÜ MAKARA
YATAK KEPİ

CL-0190



8060-8070-8080

89817830
TANE ELEVATÖR ŞANZIMANI
(KOMPLE)

CL-0191



TX30-TX32-TX34-TX36-TF42

9814909
TANE ELEVATÖR ŞANZIMANI
(KOMPLE)

CL-0192



8060-8070-8080

80387903
TANE ELEVATÖR ŞANZIMAN KUTUSU

CL-0193



TX-TF SERİSİ

89508954-9833523
TANE ELEVATÖR ŞANZIMAN KUTUSU

CL-0194




TX-TF SERİSİ

9814964
TANE ELEVATÖR ŞANZIMANI
(KOMPLE)



CL-0195



TX-TF SERİSİ

439534

KESMİK ELEVATÖR ŞANZIMAN DİŞLİSİ
(Z-18)

CL-0196



TX-TF SERİSİ

452187

KES. ELE. ŞANZ. DİŞLİSİ
(Z-28) - (GÖBEKLİ) - (FREZELİ)

CL-0197




TX-TF SERİSİ

454844

KESMİK ELE. ŞANZ. ŞAPKALI MİL
(Z-18) - (FREZELİ)

CL-0198



TX-TF-CX SERİSİ

9507274-80428693

KESMİK ELEVATÖR ŞANZIMAN
KUTUSU - (BOŞ)

CL-0199



TX-TF SERİSİ

429358

KESMİK ELEVATÖR ŞANZIMAN
YATAĞI

CL-0200



TX-TF SERİSİ

922128

KESMİK ELEVATÖR ŞANZIMAN AYAR
KOLU

CL-0202



TX-TF-CX SERİSİ

439535

KESMİK ELEVATÖR ŞANZ. DİŞLİSİ
(Z-18) - (KONİK)

CL-0203



TX-TF-CX SERİSİ

439536

KESMİK ELE. ŞANZ. DİŞLİSİ
(Z-34) - (KONİK) - (BÜYÜK)

CL-0204



TX-TF-CX SERİSİ

454843-80439752

KESMİK ELEVATÖR ŞANZIMANI
ŞAPKALI MİL

CL-0205




TX-TF-CX SERİSİ

452284-80439750

KESMİK ELEVATÖR ŞANZ. ÜÇGEN MİL
(FREZELİ)

CL-2061



CR-CX SERİSİ

84320129-84394060

BOŞALTICI HELEZON DİRSEK
ŞANZIMANI - (KOMPLE)

CL-2062




8000-TX-TF SERİSİ

80394018

KESMİK ELEVATÖR DİŞLİSİ
(TEK)



CL-2064



CR-CX SERİSİ

84320052

KESMİK ELEVATÖR ŞANZIMANI
(KOMPLE)

CL-2065



CR-CX SERİSİ

86623225

KESMİK ELEVATÖR ŞANZIMAN DIŞLISI
(KONİK)

CL-2066



CR-CX SERİSİ

86623217

KESMİK ELEVATÖR ŞANZIMAN DIŞLISI
(SAPLI)

CL-2067



CR-CX SERİSİ

86623219

KESMİK ELEVATÖR ŞANZIMAN DIŞLI
MİLİ - (KONİK)

CL-0207



8030-8040

80420839

ÇOLAK AKS
SAĞ - (ÇİFT DELİK)

CL-0208



8030-8040

80420840

ÇOLAK AKS
SOL - (TEK DELİK)

CL-0209



TC5070

84074019-84261341

ÇOLAK AKS
SOL - (TEK DELİK) - (DÖVME)

CL-0210



TC5070

84074020-84261343

ÇOLAK AKS
SAĞ - (ÇİFT DELİK) - (DÖVME)

CL-0211



8000-TX SERİSİ

80388091

ÇOLAK AKS
SOL - (TEK DELİK) - (DÖVME)

CL-0212



8000-TX SERİSİ

80388090

ÇOLAK AKS
SAĞ - (ÇİFT DELİK) - (DÖVME)

CL-0213



TC SERİSİ-TX SERİSİ

89817719

ÇOLAK AKS
SAĞ - (ÇİFT DELİK) - (DÖVME)

CL-0214



TC SERİSİ-TX SERİSİ

89817718

ÇOLAK AKS
SOL - (TEK DELİK) - (DÖVME)



CL-0215



TC56

89833569

ÇOLAK AKS

SAĞ - (ÇİFT DELİK) - (DÖVME)

CL-0216



TC56

89833568

ÇOLAK AKS

SOL - (TEK DELİK) - (DÖVME)

CL-0217



CS520-CS540-CS640-CS660

84444745

ÇOLAK AKS

SOL - (TEK PİSTON) - (DÖVME)

CL-0218



CS520-CS540-CS640-CS660

84444746

ÇOLAK AKS

SAĞ - (TEK PİSTON) - (DÖVME)

CL-0219



CS520-CS540-CS640-CS660

84448832

ÇOLAK AKS

SOL - (ÇİFT PİSTON) - (DÖVME)

CL-0220



CS520-CS540-CS640-CS660

84448833

ÇOLAK AKS

SAĞ - (ÇİFT PİSTON) - (DÖVME)

CL-0221



TX36-TX66-TX68-TF42-TF44

9833570

ÇOLAK AKS

SOL - (TEK DELİK) - (DÖVME)

CL-0222



TX36-TX66-TX68-TF42-TF44

9833571

ÇOLAK AKS

SAĞ - (ÇİFT DELİK) - (DÖVME)

CL-0223



CX-CS6000-CSX7000 SERİSİ

87373137

ÇOLAK AKS

SOL - (ÇİFT DELİK) - (DÖVME)

CL-0224



CX-CS6000-CSX7000 SERİSİ

87373139

ÇOLAK AKS

SAĞ - (ÇİFT DELİK) - (DÖVME)

CL-2241



TC55-TC57

84992229-449793

ÇOLAK AKS

SAĞ - (ÇİFT DELİK) - (DÖVME)

CL-2242



TC55-TC57

84992230-449792-84120647

ÇOLAK AKS - SOL - (TEK DELİK)

(DÖVME)



CL-2250



8000 SERİSİ

80357468-445399
ARKA TEKER POYRASI
(DÖVME)

CL-2251



TC5000 SERİSİ

84398689
ARKA TEKER POYRASI
(DÖVME)

CL-2252



CS520-CS540-CS640-CSX7060

84058648
ARKA TEKER POYRASI
(DÖVME)

CL-2253



TC5080

87373185
ARKA TEKER POYRASI
(DÖVME)

CL-0225



8070

80411378
AKS MİLİ - (665mm)
(UZUN) - (CERLİ MAKİNALAR)

CL-0226



8060-8070

388018
AKS MİLİ - (536mm)
(KISA) - (CERLİ MAKİNALAR)

CL-0227



TC56-TX32-TX34

89811352
AKS MİLİ - (Z-22)
(685mm) - (CERLİ MAKİNALAR)

CL-0228



TC56-TX32-TX34

89513298
AKS MİLİ - (Z-22)
(780mm) - (CERLİ MAKİNALAR)

CL-0229



8080

80388017
AKS MİLİ
(1030mm) - (CERLİ MAKİNALAR)

CL-2290



TC5070

AKS MİLİ
(520mm) - (CERLİ MAKİNALARA)

CL-2291



TC56

AKS MİLİ
(542mm) - (CERLİ MAKİNALARA)

CL-2292



CX8060-CX8070

84459346
AKS MİLİ
(760mm) - (SAĞ) - (BUĞDAY İÇİN)



CL-2293



CX8060-CX8070

84459176
AKS MİLİ - (503mm)
(SOL) - (BUĞDAY İÇİN)

CL-2294



CX SERİSİ

AKS MİLİ
(910mm)

CL-2295



CX SERİSİ

AKS MİLİ
(650mm)

CL-2296



CS-CS6000-CSX SERİSİ

84437060
AKS MİLİ
(Z-22) - (547mm)

CL-2297



CS-CX SERİSİ

84075188
AKS MİLİ
(702mm)

CL-2298



CX SERİSİ

84077104
AKS MİLİ
(Z-22 / 23) - (530mm) - (SOL)

CL-2299



CS-CX SERİSİ

84437061
AKS MİLİ
(475mm) - (SAĞ)


CL-2300



CS-CX SERİSİ

84075042-84441886
AKS MİLİ
(Z-22 / 23) - (685mm) - (SAĞ)

CL-0230



8000 SERİSİ-TCS6-CS540

AKS FREZESİ
(Z-22) - (ÇELTİK İÇİN - UZUN)


CL-0231



CX-CR SERİSİ

84077843
AKS FREZESİ
(Z-23)

CL-0232



TCS070-5080-CX SERİSİ

87586665
AKS FREZESİ
(Z-22)

CL-0233



CX-CR SERİSİ

84077841
AKS FREZESİ
(Z-22)



CL-0234



8060-8070-TC56-CS540

381823-445956
AKS FREZESİ
(Z-22)


CL-0235



TX66-TX68-TF SERİSİ

748908
AKS FREZESİ
(Z-23)


CL-0236



M135

307685
ÖN AKS
(Z-8) - (105,5cm) - (KALIN DİŞ)

CL-0237



M135-M140

260162
ÖN AKS
(Z-8) - (118cm) - (KALIN DİŞ)

CL-0238



M140

260105
ÖN AKS
(Z-8) - (129cm) - (KALIN DİŞ)

CL-0239



1530-1540

321575
ÖN AKS
(Z-28) - (112,5cm) - (SAĞ)

CL-0240



1530-1540-1545

359990
ÖN AKS
(Z-28) - (123cm) - (SOL)

CL-0241



1545

80365021
ÖN AKS
(Z-28) - (137cm) - (SAĞ)

CL-0243



1545

80365021
ÖN AKS
(Z-8) - (137cm) - (SAĞ)

CL-0244



1530-1545

374943
ÖN AKS
(Z-8) - (123cm) - (SOL)

CL-0245



8030-8040

80422976-80422978
ÖN AKS
(Z-28) - (115cm) - (SAĞ)

CL-0246




8030-8040

80422979-80422977
ÖN AKS
(Z-28) - (129cm) - (SOL)




CL-0247



8040

80748634
ÖN AKS
(Z-28) - (120cm)

CL-0248



8040

ÖN AKS
(Z-28) - (130cm)


CL-0249



8030-8040-TC56

80453842
ÖN AKS
(Z-30) - (121cm) - (SAĞ)


CL-0250



8030-8040-TC56

89817549-80453842
ÖN AKS
(Z-30) - (130cm) - (SOL)


CL-0251



8055-8060

447542
ÖN AKS
(Z-30) - (123cm)


CL-0252



8055-8060

446586
ÖN AKS
(Z-30) - (137cm)


CL-0253



1545-1550-8060

80330221
ÖN AKS
(Z-30) - (135cm) - (SAĞ)


CL-0254



1500 SERİSİ-8050-8060

330547
ÖN AKS
(Z-30) - (122cm) - (SOL)


CL-0255



TC SERİSİ-CS520

89510170-9509371
ŞAPKALI AKS

CL-0256



8070-8080-TX-TF SERİSİ

80748957-80438419
ŞAPKALI AKS

CL-0258



ESKİ MODEL

354204
ÖN AKS DİSKİ
(Z-8) - (FREZELİ)

CL-0259



1530-1545

336901
ÖN AKS DİSKİ
(Z-28) - (FREZELİ)



CL-0261



8050-8055

417271
ÖN AKS DİSKİ
(Z-30) - (FREZELİ)

CL-0262



8050-8060

417271
ÖN AKS DİSKİ
(Z-30) - (FREZELİ)

CL-0266



1530-1545

359991
CER DİŞLİSİ
(Z-28 / 54) - (BÜYÜK)

CL-0267



8030-8040

441357
CER DİŞLİSİ - (Z-28 / 55)
(GENİŞ YANAK) - (BÜYÜK)

CL-0268



8030-8040

441357
CER DİŞLİSİ - (Z-28 / 55)
(DAR YANAK) - (BÜYÜK)

CL-0269



1530-1545-1550-8050-8060

353159
CER DİŞLİSİ
(Z-30 / 54) - (BÜYÜK)

CL-0270



8030-8040-8055

448813
CER DİŞLİSİ
(Z-30 / 55)

CL-0271



8070-8080-TC56

753404-89833725
CER DİŞLİSİ
(Z-28 / 68) - (25km/h)

CL-0272



TC56

89817264-84039004
CER DİŞLİSİ
(Z-28 / 75) - (20km/h)

CL-0273



CS-CX SERİSİ

84818374
CER DİŞLİSİ
(Z-28 / 75) - (GENİŞ YANAK)


CL-0275



1540-1550

330254
CER PİNYONU
(Z-12)

CL-0276




TX32-TX34-TF42-TC56

440999
CER PİNYONU
(Z-10)




CL-0277



8060-8070-8080-TX32-TC56

381835
CER PİNYONU
(Z-11)

CL-0278



CS-CSX-CX-TC-TX SERİSİ

9832292
CER PİNYONU
(Z-10)

CL-0279



CSX-TF SERİSİ-TX66-TX68

751030
CER PİNYONU
(Z-11)


CL-0280



CR-CX SERİSİ

84069419
CER PİNYONU
(Z-11)

CL-0281



TX65-TF76

84045235
CER PİNYONU
(Z-12)

CL-0295



BÜTÜN MODELLER

379720
ZIPKA
(İKİLİ) - (DÖVME)

CL-0296



BÜTÜN MODELLER

80916328
ZIPKA - (İKİLİ)
(MASTAR TAMAMLAYICI) - (DÖVME)

CL-0297



BÜTÜN MODELLER

918222
ZIPKA - (TEKLİ)
(MASTAR TAMAMLAYICI) - (DÖVME)

CL-0299



BÜTÜN MODELLER

365110
BIÇAK

CL-0300



TC56

84429103
BIÇAK

CL-0302



ULUDAĞ PATOZ

PATOZ BIÇAĞI

CL-0303



ULUDAĞ PATOZ

PATOZ BIÇAĞI
(Ø 12,5mm - Ø 8,5mm)



TARMO A.Ş.

NEW HOLLAND

www.tarmo.com.tr

CL-0305



NEVŞEHİR

PATOZ BIÇAĞI
(Ø 14mm - Ø 10mm) - (ÇİFT AĞIZ)

CL-0306



NEVŞEHİR

PATOZ BIÇAĞI
(Ø 15mm - Ø 10mm)

CL-3061



BÜTÜN MODELLER

9833966-84065059
BIÇAK - (SAP KİYİCİ)
(Ø 18mm) - (173x50x3mm)

CL-3062



BÜTÜN MODELLER

84068444
BIÇAK - (SAP KİYİCİ)
(Ø 20mm) - (173x50x4mm)


CL-3064



BÜTÜN MODELLER

84019614
BIÇAK - (SAP KİYİCİ)
(Ø 12mm) - (EZİK KULAKLI)


CL-0313



1530-1540

308899-308900
BATÖR LAMASI
(99,5 cm) - (DELİKLİ)

CL-0314



8030-8040-8050-TC52-TX30

411997-411998
BATÖR LAMASI
(103,8 cm) - (DELİKLİ)


CL-0315



1545-1550

308901-308902
BATÖR LAMASI
(125 cm) - (DELİKLİ)

CL-0316



8055-8060-8070-TC56-TX

411995-411996
BATÖR LAMASI
(129,3 cm) - (DELİKLİ)

CL-0317



8055-8060-8070-TC56-TX

89838438-89838439
BATÖR LAMASI
(155,8 cm) - (DELİKLİ)

CL-0318



8055-8060-8070-TC56-TX

411995-411996
BATÖR LAMASI
(129,3 cm) - (DELİKLİ)

CL-0319



CS-CSX SERİSİ

84081336-84432977
BATÖR LAMASI
(155,50cm) - (10 ADET TAKIM)



CL-0320



BATÖR LAMASI
(160 cm) - (DELİKSİZ)

CL-0321



421866
2.BATÖR DİŞİ

CL-0322



396935-84991660
ÇELTİK BATÖR DİŞİ

BÜTÜN MODELLER

CL-0325



336728-394895
FREN MERKEZİ
(ÜST)

1530-1545

CL-0326



396929
FREN MERKEZİ
(ÜST)

8000 SERİSİ

CL-0327



431112
FREN MERKEZİ
(ALT)

8000-TX SERİSİ

CL-0328



396930
DEBRİYAJ MERKEZİ
(ALT)

8050-8060-8070-TC-TX

CL-0329



89509901
FREN MERKEZİ
(ÜST)

TC56

CL-0330



89509902
FREN MERKEZİ
(ALT)

TC56

CL-0331



84062326
FREN MERKEZİ
(ÜST)

TC5070-CS-CX-CR SERİSİ

CL-0333



90028-9811506
DİREKSİYON ROTU
(DİŞİ)

1540-TX32-TC54-8000 SERİSİ

CL-0334



321150
DİREKSİYON ROTU
(ERKEK)

BÜTÜN MODELLER



CL-0335



1530-1545

321151
DİREKSİYON ROTU
(DİŞİ)

CL-0336



8030-8040

411344
DİREKSİYON ROTU
(ERKEK)

CL-0337



TC56-TC5070-TX32-TX34

9811506
DİREKSİYON ROTU
(DİŞİ)

CL-0338



TC56-TC5070-TX32-TX34

9817755
DİREKSİYON ROTU
(ERKEK)

CL-0339



CS540-CS640-CS660

84440541
DİREKSİYON ROTU
(ERKEK) - (ÇİFT PİSTONLAR İÇİN)

CL-0340



CS-CX SERİSİ

84607015
DİREKSİYON ROTU
(ERKEK) - (TEK PİSTONLAR İÇİN)

CL-0341



CS SERİSİ-CSX7060-7080

84039559
DİREKSİYON ROTU
(DİŞİ) - (ÇİFT PİSTONLAR İÇİN)

CL-0342



CS-CX-TX-TF SERİSİ

677952
DİREKSİYON ROTU
(ERKEK)

CL-0343



CS-CX-CR SERİSİ

84814042
DİREKSİYON ROTU
(DİŞİ) - (TEK PİSTONLAR İÇİN)

CL-0344



BÜTÜN MODELLER

350679
DİNGİL ROTU

CL-0345



CS-CX SERİSİ

89818615
DİNGİL ROTU

CL-0346



CS520-CS540-CS640

84800183
DİNGİL PİSTONU ROTU
(DİŞİ) - (YATARLARIN)



CL-0347



CS520-CS540-CS640

84800184
DİNGİL PİSTONU ROTU
(ERKEK) - (YATARLARIN)

CL-0348



8080-TC56

80753861-80753862
MASTAR ROTU
(Ø 5mm) - (PERÇİNLİ)

CL-0349



TC-CS-CX-CSX SERİSİ

84433779-84081705
MASTAR ROTU
(Ø 6mm) - (CİVATALI) - (84562654)

CL-0350



TC5080-TX-TF SERİSİ

429456-47537642
DİREKSİYON ROTU
(DİŞİ)

CL-0351



TX36-TX66-TX68-TF42

429455
DİREKSİYON ROTU
(ERKEK)


CL-0352



TX36-TX66-TX68-TF42

429682
DİREKSİYON ROTU
(ERKEK) - (SAĞ-SOL)

CL-0353



TC-CS-CSX SERİSİ

80916806
MASTAR ROT GÖBEĞİ

CL-0356



1530-1545-8040

2700E18501
DEVİRDAİM
(MODÜL)

CL-0357



8055-8060-8070

8161F8601
DEVİRDAİM
(YÜKSEL)

CL-0358



TC56

82855296
DEVİRDAİM
(YÜKSEL) - (KAYIŞLI)

CL-0359



TC56-TF76-TX60 SERİSİ

87800489
DEVİRDAİM
(YÜKSEL) - (HİDROSATİK)

CL-0360




8080

4732190
DEVİRDAİM
(YÜKSEL) - (FİAT MOTOR)



CL-0361



TX34

87840217-87800488
DEVİRDAİM
(YÜKSEL)

CL-0362



TC56

DEVİRDAİM
(KLİMALI MODELLERE)

CL-0363



TC56-TF76-TX60 SERİSİ

87800489
DEVİRDAİM
(HİDROSATİK) - (MODÜL)

CL-0364



CX-CSX7000-TC5000 SERİSİ

2852114-504062854
DEVİRDAİM
(YÜKSEL)

CL-0365



8070

DEVİRDAİM
(YÜKSEL)


CL-0366



1530-1540-1545-8030-8040

400008
DEBRİYAJ BALATASI
(TRAKPAR)


CL-0367



8000 SERİSİ-TC56

410704
DEBRİYAJ BALATASI
(TRAKPAR)

CL-0368



8070-8080-TC56

442354
DEBRİYAJ BALATASI
(TRAKPAR)


CL-0369



TX32-TX34-TX35

89513721
DEBRİYAJ BALATASI
(TRAKPAR)


CL-0370



BÜTÜN MODELLER

356723
EL FREN BALATASI


CL-0371



1520-1530-1540-1545

357362
AYAK FREN BALATASI

CL-0372




8050-8055-8060

424513
AYAK FREN BALATASI



CL-0373



TC52-TC54-TC56

84022277-9833141
AYAK FREN BALATASI


CL-0374



1530-1540-1545-8030-8040

400001
DEBRİYAJ BASKISI
(KOMPLE)

CL-0375



8050-8055-8060-TC52-TC54

80447069-80410705
DEBRİYAJ BASKISI
(4 AYAKLI) - (KOMPLE)


CL-0376



8050-8055-8060-TC52-TC54

80447069-80410705
DEBRİYAJ BASKISI
(ŞEMSIYELİ) - (KOMPLE)

CL-0377



8070-8080

442355
DEBRİYAJ BASKISI
(ŞEMSIYELİ) - (KOMPLE)

CL-0378



TC56-CS

89833897
HELEZON DİŞLİ BALATASI

CL-0379



8000 SERİSİ

80410704
DEBRİYAJ BALATASI YAYLI

CL-0380



BÜTÜN MODELLER

YAĞLI FREN BALATASI
(BRONZ)


CL-0381



BÜTÜN MODELLER

YAĞLI FREN BALATA SACI
(ÇELİK)

CL-0382



TX66-TX68

AYAK FREN BALATASI

CL-0383



BÜTÜN MODELLER

YAĞLI FREN KAPLINİ

CL-0384




CX-CS-CSX7-TC-TX SERİSİ

9832306
FREN BALATASI
(PABUÇ TİPİ) - (4'LÜ TAKIM)



CL-3840



CY5080-TC-CS-CSX SERİSİ

84819420
FREN BALATASI
(PABUÇ TİPİ) - (2'Lİ TAKIM)

CL-3842



CS SERİSİ-CL560

84981128
KUYRUK BALATASI

CL-3843



TC-TC5000 SERİSİ

87529880
FREN BALATASI
(SAP KİYİCİNİN)

CL-3844



8000-TX-TF SERİSİ

410419
AYAK FREN BALATA DİSKİ

CL-0385



8055-8060

392932
BOĞAZ GÖTÜRÜCÜ DİŞLİ
(Ø 45mm) - (ST60 ÇELİK)

CL-0386



8000 SERİSİ-TC56

89838869-84038624
BOĞAZ GÖTÜRÜCÜ DİŞLİ
(Ø 46mm) - (ST60 ÇELİK)

CL-0387



8060-8070-8080-TC56

448041-84038625
BOĞAZ GÖTÜRÜCÜ DİŞLİ
(Ø 50mm) - (ST60 ÇELİK)

CL-0388



CS540

84072029
BOĞAZ GÖTÜRÜCÜ DİŞLİ
(Ø 50mm) - (DÜZ) - (DÖVME)


CL-0389



CS540

84072022
BOĞAZ GÖTÜRÜCÜ DİŞLİ
(Ø 50mm) - (KANALLI) - (DÖVME)

CL-0390



1540-1545-8040-8050

365826
BOĞAZ GÖTÜRÜCÜ DİŞLİ
(Ø 40mm) - (DÖVME)

CL-0391



8055-8060

392932
BOĞAZ GÖTÜRÜCÜ DİŞLİ
(Ø 45mm) - (DÖVME)

CL-0392



8000 SERİSİ-TC56

89838869-84038624
BOĞAZ GÖTÜRÜCÜ DİŞLİ
(Ø 46mm) - (DÖVME)



CL-0393



8060-8070-8080-TC56

448041-84038625
BOĞAZ GÖTÜRÜCÜ DİŞLİ
(Ø 50mm) - (DÖVME)

CL-0394



CR9060-CR9080

766379
BOĞAZ GÖTÜRÜCÜ DİŞLİ
(Z-12) - (ALTIKÖŞELİ) - (KENAR)

CL-0395



CR9060-CR9080

766380
BOĞAZ GÖTÜRÜCÜ DİŞLİ
(Z-12) - (ALTIKÖŞELİ) - (ORTA)

CL-0396



8000 SERİSİ-TC56-TX32

421216
ELEVATÖR KOVA DİŞLİSİ
(Ø 25mm) - (DÖVME)

CL-0397



1500 SERİSİ

270029
ELEVATÖR KOVA DİŞLİSİ
(Ø 30mm) - (DÖVME)

CL-0398



8040-8055-8060-TC56-TX32

417785-87757253
ELEVATÖR KOVA DİŞLİSİ
(Ø 30mm) - (DÖVME)


CL-0399



CS-CX SERİSİ

84981028
ELEVATÖR KOVA DİŞLİSİ
(Ø 35mm) - (DÖVME)

CL-0400



8040-8055-8060-TC56-TX32

421216
ELEVATÖR KOVA DİŞLİSİ
(Ø 25mm) - (SFERO)

CL-0401



1500 SERİSİ

270029
ELEVATÖR KOVA DİŞLİSİ
(Ø 30mm) - (SFERO)


CL-0402



8040-8055-8060-TC56-TX32

417785-87757253
ELEVATÖR KOVA DİŞLİSİ
(Ø 30mm) - (SFERO)

CL-0403



CS-CX SERİSİ

84981028
ELEVATÖR KOVA DİŞLİSİ
(Ø 35mm) - (DÜZ) - (SFERO)

CL-0404



CS SERİSİ

84981311
ELEVATÖR DİŞLİSİ
(Z-24) - (3 DELİKLİ) - ASA 50 İÇİN



CL-0405



CS SERİSİ

84981224
ELEVATÖR DİŞLİSİ
(Z-24) - (Ø 30mm) - (GÖBEKLİ)

CL-0406



CS SERİSİ

84981212
ELEVATÖR DİŞLİSİ
(Z-20) - (Ø 30mm) - (GÖBEKLİ)

CL-0407



8000-TC SERİSİ

423659
KESMİK ELEVATÖR DİŞLİSİ
(Z-24) - (Ø 25mm) - (SULU)

CL-0408



8040-8055

423442
KESMİK ELEVATÖR DİŞLİSİ
(Z-20) - (Ø 25mm) - (SULU)

CL-0409



8000 SERİSİ

392329
ELEVATÖR DİŞLİSİ
(Z-15) - (Ø 25mm) - (SULU)

CL-0410



8000 SERİSİ

423662
ELEVATÖR DİŞLİSİ
(Z-24) - (Ø 29mm) - (SULU)

CL-0411



1530-1545

372831
BOĞAZ GÖTÜRÜCÜ DİŞLİ
(Ø 35mm) - (DÖVME) - (SULU)

CL-0411



CX-CSX-CR SERİSİ

84437648-84437715
ELEVATÖR KOVA DİŞLİSİ
(Z-11) - (DÖVME) - (SULU)

CL-4012



TC SERİSİ

84100265-84800125
TABLA HELEZON DİŞLİSİ
(Z-58) - (FİŞEKLİ) - (KOMPLE)

CL-4013



TC56 (2000 SONRASI)

84334859
TABLA HELEZON DİŞLİSİ
(Z-44) - (FİŞEKLİ) - (KOMPLE)

CL-4014



CS SERİSİ

87724884
ELEVATÖR KOVA DİŞLİSİ
(Z-9) - (Ø 35mm) - (DÖVME)

CL-0412



TC56-CS SERİSİ

89593579
TABLA HELEZON DİŞLİSİ
(Z-44) - (BALATALI) - (SULU)



CL-0413



TC52-54-56-TC5070

89835413
KUSTURUCU DİŞLİSİ
(Z-6) - (151 ÇELİK) - (SULU)

CL-0414



TC56 (2000 SONRASI)

84056510
TABLA HELEZON DİŞLİSİ
(Z-44) - (GÖBEKLİ) - (ASA 60 İÇİN)

CL-0415



BÜTÜN MODELLER

309650
DOLAP TIRMIK DİŞLİSİ
(Z-75)

CL-0416



TC SERİSİ

89819912
TABLA HELEZON DİŞLİSİ
(Z-18) - (6 DELİK) - (ASA 60 İÇİN)

CL-0417



8000 SERİSİ

420347
BOŞALTMA DİŞLİSİ
(Z-60) - (GÖBEKLİ)

CL-0418



TC SERİSİ

89831670
TABLA HELEZON AVARA DİŞLİ
(Z-15) - (ASA 60 İÇİN)

CL-0419



1530-8000 SERİSİ

334975
TABLA HELEZON DİŞLİSİ
(Z-45) - (8 DELİKLİ)

CL-0420



1530-1540-1545-8000 SERİSİ

395347
HELEZON DİŞLİSİ
(Z-45) - (4 DELİKLİ)

CL-0421



TC SERİSİ

89819938
TABLA HELEZON DİŞLİSİ
(Z-23) - (ASA 50 İÇİN)

CL-0422



8000 SERİSİ

387865
ELEVATÖR DİŞLİSİ
(Z-33) - (GÖBEKLİ)

CL-0423



BÜTÜN MODELLER

350504
HELEZON DİŞLİSİ
(Z-20) - (6 DELİKLİ)

CL-0424



BÜTÜN MODELLER

350504
HELEZON DİŞLİSİ
(Z-23) - (6 DELİKLİ)



CL-0425



TC-TX SERİSİ

922846
BATÖR DEVİR DİŞLİSİ
(Z-38)

CL-0426



8000-TC-TF SERİSİ

399895
DEPO BOŞALTICI DİŞLİ
(Z-26) - (Ø 30mm) - (KAMALI)

CL-0427



TC SERİSİ

89819913
TABLA KELEBEK DİŞLİSİ
(Z-13) - (ASA 50 İÇİN)

CL-0428



TC SERİSİ

84320790
TIRMIK HAREKET DİŞLİSİ
(Z-95)

CL-0429



CS SERİSİ

84981078
BOŞALTICI DİŞLİ
(Z-20) - (GÖBEKLİ) - (ASA 60 İÇİN)

CL-0430



TC SERİSİ

84100265-84453557
TABLA HELEZON DİŞLİSİ
(Z-58) - (GÖBEKLİ) - (ASA 60 İÇİN)

CL-0431



TC SERİSİ

80423662
ELEVATÖR DİŞLİSİ
(Z-24) - (İÇİ KONİK) - (GÖBEKLİ)

CL-0432



TF-TX SERİSİ

84004636
TANE ELEVATÖR DİŞLİSİ
(Z-13) - (GÖBEKLİ) - (SULU) - (ASA 60)

CL-0433



1530-1545-8040

309589
DEPO BOŞALTICI DİŞLİ
(Z-17) - (KÜÇÜK) - (GÖBEKLİ)

CL-0434



8000-TX-TF SERİSİ

392329
ELEVATÖR DİŞLİSİ
(Z-15) - (Ø 30mm) - (GÖBEKLİ)

CL-0435



8030-8040

421342
BOŞALTICI DİŞLİ
(Z-43) - (GÖBEKLİ) - (KAMALI)

CL-0436



1530-1545

270046
ELEVATÖR DİŞLİSİ
(Z-25) - (4 DELİKLİ)



CL-0437



CS-CSX SERİSİ

87283101-84980926
TABLA HELEZON AVARA DİŞLİ
(Z-15) - (6205 RULMANLI)

CL-0438



1530-1545

270018
DEPO BOŞALTICI HELEZON DİŞLİ
(Z-20) - (Ø 25mm)

CL-0439



TC SERİSİ-8040-8055

80447218
DEPO BOŞALTMA DİŞLİSİ
(Z-60) - (ÇİFT KAMALI)

CL-0440



TC56-TC5000 SERİSİ

444998
TAMBUR AVARA DİŞLİ
(Z-19)

CL-4441



TC-CS-CX SERİSİ

89593579
HELEZON DİŞLİSİ
(TEK) - (SULU)

CL-4442



1500 SERİSİ

270049
ELEVATÖR DİŞLİSİ
(Z-60) - (GÖBEKLİ)

CL-4443



1500 SERİSİ

309520
DEPO BOŞALTICIYI ÇEVİREN DİŞLİ
(Z-43)

CL-4444



1500 SERİSİ

270063
DEPO HELEZON ÇEVİRİCİ DİŞLİ
(Z-20)

CL-4445



TC56-TC5070

80450592
DEPO BOŞALTICI DİŞLİ
(Z-20) - (Ø 30mm) - (GÖBEKLİ)

CL-4446



TC56-TC5070

84037151
ELEVATÖR DİŞLİSİ
(Z-24) - (İÇİ KONİK) - (4 DELİKLİ)

CL-4447



CS-CSX SERİSİ

84981030
ELEVATÖR DİŞLİSİ
(Z-20) - (DİŞLERİ SULU)

CL-4448



CS-CSX SERİSİ

84981079
BOŞALTICI HELEZON DİŞLİSİ
(Z-47)



CL-4449



CR-CX SERİSİ

84441122
BOŞALTICI HELEZON DİŞLİSİ
(Z-22)

CL-4450



CR-CX SERİSİ

84442293
BOŞALTICI DİŞLİ
(Z-37) - (GÖBEKLİ)

CL-4451



TX-TF SERİSİ

451358
ELEVATÖR DİŞLİSİ
(Z-21) - (Ø 30mm)

CL-4452



TX-TF SERİSİ

451349
ELEVATÖR DİŞLİSİ
(Z-21) - (Ø 30mm) - (4 DELİKLİ)

CL-4453



TX-TF SERİSİ

80453346
ELEVATÖR DİŞLİSİ
(Z-28)

CL-4454



8070-8080-TCS4-TX30 SERİSİ

80448636
TABLA HELEZON DİŞLİSİ
(Z-49) - (8 DELİKLİ)

CL-4455



8055-8060

80392932
BOĞAZ GÖTÜRÜCÜ DİŞLİ
(Z-10) - (Ø 45mm) - (SFERO)

CL-4456



8000-TC SERİSİ

89838869-84038624
BOĞAZ GÖTÜRÜCÜ DİŞLİ
(Z-10) - (Ø 46mm) - (SFERO)

CL-4457



8000-TC SERİSİ

448041-84038625
BOĞAZ GÖTÜRÜCÜ DİŞLİ
(Z-10) - (Ø 50mm) - (SFERO)

CL-4458



CS-CX SERİSİ

84072022
BOĞAZ GÖTÜRÜCÜ DİŞLİ
(Z-12) - (Ø 50mm) - (DÜZ) - (SFERO)

CL-4459



CS-CX SERİSİ

84072029
BOĞAZ GÖTÜRÜCÜ DİŞLİ
(Z-12) - (Ø 50mm) - (KANALLI)

CL-4460



1500-8000-TX30 SERİSİ

378353
KELEBEK DİŞLİSİ
(Z-13 / 23)



CL-4461



1530-1545

270048
HELEZON DIŞLİSİ
(Z-50) - (ASA 50)

CL-4462



1530-1545

270033
BOĞAZ GÖTÜRÜCÜ DIŞLI
(Z-12) - (BÜYÜK)

CL-4463



8060

395089-394847-394848
KUSTURUCU
(TAKIM)


CL-4464



TC-TC5000 SERİSİ

47417821
KUSTURUCU DIŞLI
(Z-21 / 32)


CL-0441



TC56

89513325-89513326
TAMBUR KASNAĞI
(TAKIM) - (SFERO)

CL-0442



TC56

9513325
TAMBUR KASNAĞI
(V KAYIŞLI KISMI) - (SFERO)

CL-0443



TC56

9513326
TAMBUR KASNAĞI
(RULMANLI TARAF) - (SFERO)

CL-0444



8030-8040-8055-TC56

80425929-748728
BATÖR KASNAĞI
(TAKIM) - (SFERO)


CL-0445



8030-8040-8055-TC56

80425929
BATÖR KASNAĞI
(RULMANLI TARAF) - (SFERO)

CL-0446



8030-8040-8055-TC56

748728
BATÖR KASNAĞI
(Ø 45mm) - (POYRALI TARAF)

CL-0447



8050-8060

80397337-80397329
TAMBUR KASNAĞI
(TAKIM) - (SFERO)

CL-0448



8030-8040-8050-8055-8060

80397337
TAMBUR KASNAĞI
(RULMANLI TARAF) - (SFERO)



CL-0449



8050-8060

80397344-80397401-80397402
BATÖR KASNAĞI
(TAKIM) - (SFERO) - (80397402)

CL-0450



8030-8040-8050-8055-8060

80397402
BATÖR KASNAĞI
(3 TIRNAKLI) - (SFERO)

CL-0451



TC56

89510638
ŞANZIMAN KASNAĞI
(Ø 34cm)

CL-0452



TC56

89833160
HİDROSTATİK TORK KASNAĞI

CL-0453



8080

80420452
HİDROSTATİK TORK KASNAĞI

CL-0454



8030-8040-8050-8055-8060

80397344
BATÖR KASNAĞI
(POYRA TARAFI) - (SFERO)

CL-0456



8050-8060-8070-8080

80387900
ELEVATÖR ŞANZIMAN KASNAĞI

CL-0457



TX SERİSİ-TF SERİSİ

428435
ELEVATÖR ŞANZIMAN KASNAĞI


CL-0458



TC56-TC5070

89817376
PATOZ KASNAĞI

CL-0459



1530-8060

MOTOR KRANK KASNAĞI
(TEKLİ)

CL-0460



8040-8055

MOTOR KRANK KASNAĞI
(ÇİFT) - (LASTİKLİ)

CL-0461




8040-8055

MOTOR KRANK KASNAĞI
(ÇİFT) - (LASTİKSİZ)



CL-0462



TC56

82852589
MOTOR KRANK KASNAĞI
(ÇİFT) - (LASTİKLİ)

CL-0463



TC52-TC54-TC56

89811191
SARSAK KRANK KASNAĞI
(29 cm)

CL-0464



CS540-CS640-CX740

84334185
SARSAK KRANK KASNAĞI


CL-0465



8000 SERİSİ

80396863
MOTOR ANA GERĞİ SAC KASNAK
(TAKIM)

CL-0466



TC52-TC54-TC56

89514425
DÖNER PANJUR AVARA KASNAĞI
(KÜÇÜK)

CL-0467



TC52-54-56-TX SERİSİ

922046
DÖNER PANJUR AVARA KASNAĞI
(BÜYÜK)


CL-0468



TC5070

89837461-89513326
TAMBUR KASNAĞI
(TAKIM) - (SFERO)

CL-0469



TC5070

89837461
TAMBUR KASNAĞI
(KAYIŞLI TARAF) - (ÇİFT BATÖR)

CL-0470



CL-CS-CSX SERİSİ

84980775
HİDROSTATİK GERĞİ KASNAĞI

CL-0471



TC56

89513752-89513769
RÜZGARLIK KASNAĞI
(KOMPLE) - (SFERO)

CL-0472



TC56

89513769
RÜZGARLIK KASNAĞI ORTA GEZİCİ
(SFERO)

CL-0473



TC56

89513752
RÜZGARLIK KASNAĞI YAN YAPRAK
(SFERO)



CL-0474



1500 SERİSİ

365958

RÜZGARLIK ORTA GEZİCİ KASNAĞI
(KOMPLE)

CL-0475



8000 SERİSİ

427407-365963

RÜZGARLIK ORTA GEZİCİ KASNAĞI
(KOMPLE)

CL-0476



8000 SERİSİ

427407

RÜZGARLIK ORTA GEZİCİ KASNAĞI
(SFERO)

CL-0477



BÜTÜN MODELLER

365963

RÜZGARLIK ORTA GEZİCİ YAN
YAPRAK - (SFERO)

CL-0478




8000 SERİSİ

365963

RÜZGARLIK ORTA GEZİCİ YAN
YAPRAK - (SAC)

CL-0479



1500 SERİSİ

365962

RÜZGARLIK ORTA GEZİCİ KASNAĞI
(SFERO)

CL-0480



8000 SERİSİ

80396415-80388255

RÜZGARLIK KASNAĞI
(ALT TAKIM) - (SFERO)

CL-0481



TX30-TX32-TF42-TF44-TF46

439739-439740

RÜZGARLIK KASNAĞI
(KAMALI) - (TAKIM)

CL-0482



8000 SERİSİ

80388295

RÜZGARLIK KASNAĞI
(ÜST) - (TEK)

CL-0483



TC56-CS SERİSİ

89819915

TABLA KELEBEK KASNAĞI
(ÜST) - (TEK TARAF) - (SFERO)

CL-0484



TC56-CS SERİSİ

89819916

TABLA KELEBEK KASNAĞI
(RULMANLI TARAF) - (SFERO)

CL-0485



TC56-CS SERİSİ

89819350

TABLA KELEBEK KASNAĞI
(ERKEK TARAF) - (SFERO)



CL-0486



TC56-CS SERİSİ

89819350-89819916
TABLA KELEBEK KASNAĞI
(ALT TAKIM) - (SFERO)

CL-0487



TC56-CS SERİSİ

89819350-89819915
TABLA KELEBEK KASNAĞI
(ÜST TAKIM) - (SFERO)

CL-0488



TC56

89510702
MOTORBAŞI KASNAĞI
(KAYIŞLI)


CL-0489



TC56

89818876
MOTORBAŞI KASNAĞI
(HİDROSTATİK)

CL-0490



8060

397329
TAMBUR KASNAĞI
(V KAYIŞLI KISMI) - (SFERO)


CL-0491



TX-TF SERİSİ

439596
TAMBUR KASNAĞI
(RULMANLI TARAF) - (SFERO)

CL-0492



TX-TF SERİSİ

754385
TAMBUR KASNAĞI
(V KAYIŞLI KISMI) - (SFERO)

CL-0493



TX-TF SERİSİ

754385-439596
TAMBUR KASNAĞI
(TAKIM) - (SFERO)


CL-0494



TX-TF SERİSİ

439597
BATÖR KASNAĞI
(RULMANLI TARAF) - (SFERO)

CL-0495



TX-TF SERİSİ

750375
BATÖR KASNAĞI
(POYRALI TARAF) - (SFERO)

CL-0496



TX-TF SERİSİ

750375-439597
BATÖR KASNAĞI
(TAKIM) - (SFERO)

CL-0499




8070-8080

80397275
MOTORBAŞI KASNAĞI



CL-5120



CS-CX SERİSİ

84437587
BATÖR AVARA KASNAK

CL-5121



TC SERİSİ

84320714
BIÇAKKOLU KONİK KASNAK
(Ø 23cm) - (SFERO)

CL-5122



TX-TF-1500-8000 SERİSİ

350623-350624
TABLA KELEBEK KASNAĞI
(TAKIM) - (SFERO)

CL-5123



TX-TF-1500-8000 SERİSİ

350623
TABLA KELEBEK KASNAĞI
(KAMALI TARAF) - (SFERO)


CL-5124



TX-TF-1500-8000 SERİSİ

350624
TABLA KELEBEK KASNAĞI
(KAMASIZ TARAF) - (SFERO)


CL-5125



TC52-54-56-TX66

89833558
ŞARJ DİNAMO KASNAĞI
(8 KANALLI)

CL-5126



TC5070

84989988
DÖNER PANJUR AVARA KASNAK
(KÜÇÜK)

CL-5127



TC56

916161
DÖNER PANJUR AVARA KASNAK
(Ø 12,50cm) - (KÜÇÜK)

CL-5128



TC56

89594723
DÖNER PANJUR AVARA KASNAK


CL-5129



TC56

89819848
BIÇAKKOLU KONİK KASNAK
(Ø 30cm)


CL-5130



TC5070

84026504
HİDROSTATİK TORK KASNAĞI

CL-5132



TC SERİSİ

89831438
DÖNER PANJUR HAREKET KASNAĞI



CL-5133



TC SERİSİ

89831514

DÖNER PANJUR HAREKET KASNAĞI
(SIKTIRMALI)

CL-5134



TC-TX SERİSİ

89835330

DÖNER PANJUR TRİGER KAYIŞ
KASNAĞI

CL-5135



TC SERİSİ

80447068

PATOZ KASNAĞI
(Ø 48cm) - (3 KANALLI)

CL-5136



CS-CSX SERİSİ

84334285

PATOZ KASNAĞI
(Ø 49cm) - (4 KANALLI)

CL-5137




TC5000 SERİSİ

84175947

BOĞAZ KASNAĞI
(4 KANALLI) - (2013 SONRASI)

CL-5138




CS SERİSİ

84334199

TAMBUR KASNAĞI
(POYRA TARAFI)

CL-5139




CS SERİSİ

84334197

TAMBUR KASNAĞI
(GÖBEK TARAFI)

CL-5140




CS SERİSİ

84334199-84334197

TAMBUR KASNAĞI
(KOMPLE)

CL-5141




CS SERİSİ

84334407

BATÖR KASNAĞI
(KAYIŞLI TARAF)

CL-5142




CS SERİSİ

84334396

BATÖR KASNAĞI
(POYRALI TARAF)

CL-5143




CS SERİSİ

84334407-84334396

BATÖR KASNAĞI
(KOMPLE)

CL-5144



CS540-CS640

84981164

MOTOR KUYRUK PNÖMATİK
KAVRAMA KASNAĞI



CL-5145



CS SERİSİ

84334072
RÜZGARLIK KASNAĞI
(ALT GEZİCİ TARAF)

CL-5146



CS SERİSİ

84334092
RÜZGARLIK KASNAĞI
(ALT VİDALI TARAF)

CL-5147



CS SERİSİ

84334072-84334092
RÜZGARLIK KASNAĞI
(ALT TAKIM)

CL-5148



CS SERİSİ

84334068
RÜZGARLIK KASNAĞI
(ÜST) - (RULMANLI TARAF)

CL-5149



CS SERİSİ

84334100
RÜZGARLIK KASNAĞI
(ÜST) - (KAMALI TARAF)

CL-5150



CS SERİSİ

84334068-84334100
RÜZGARLIK KASNAĞI
(ÜST) - (TAKIM)

CL-5151



CS SERİSİ

84980737
MOTORBAŞI KASNAĞI

CL-5152



CS SERİSİ

84334104
BATÖR KASNAĞI

CL-5153



CS SERİSİ

84334166
BATÖRE HAREKET VEREN KASNAK


CL-5154



CS SERİSİ

84437268
HİDROSTATİK AVARA KASNAK
(BÜYÜK)

CL-5155



CS SERİSİ

84077982
BEŞİK KASNAĞI
(20,2cm) - (ÇİFT KAYIŞLI)

CL-5156



CS SERİSİ

84980958
KESMİK ELEVATÖR GERGI KASNAĞI



CL-5157



TC SERİSİ

89514532

SARSAĞI ÇEVİREN BEŞİK KASNAĞI

CL-5158



TC56

87587072

DÖNER PANJUR KASNAĞI

CL-5159



TC5070-TC5080

84366525

BOĞAZ ALT KASNAĞI
(SIKTIRMALI)

CL-5160



TC5070-TC5080

87669285

HİDROLİK POMPA KASNAĞI
(ÇİFT KAYIŞLI)

CL-5161



TC-8000 SERİSİ

447052

PATOZ KASNAĞI
(Ø 53cm) - (GÖBEĞİ 3 KANALLI)

CL-5162



TC-8000 SERİSİ

422700

BEŞİK KASNAĞI
(SAC KASNAĞA BAĞLANAN)

CL-5163




TC SERİSİ

89513829

RÜZGARLIK KÖRÜK KASNAĞI
(Ø 35,60cm)

CL-5164



TC-8000 SERİSİ

80422283

BOŞALTICI KASNAĞI
(Ø 30,50cm)

CL-5165



TC SERİSİ

84023598

ELEVATÖR KASNAĞI
(Ø 25mm) - (SİGORTA TAKILAN)

CL-5166



TC SERİSİ

84023598

ELEVATÖR KASNAĞI
(Ø 30mm) - (SİGORTA TAKILAN)

CL-5167



TC-CS SERİSİ

84076110

DÖNER PANJUR KASNAĞI
(BÜYÜK)

CL-5168



CS SERİSİ

84980572

KESMİK ELEVATÖR KASNAĞI



CL-5169



TX-TF SERİSİ

80439682-80439683
RÜZGARLIK KASNAĞI
(TAKIM) - (SFERO)

CL-5170



8000 SERİSİ

80396923
ŞANZIMAN KASNAĞI
(Ø 40,50cm)

CL-5172



8000 SERİSİ

80410669
MOTOR KUYRUK KASNAĞI

CL-5173



8000 SERİSİ

80388296
RÜZGARLIK KASNAĞI
(ÜST) - (2 KANALLI)

CL-5174



8000 SERİSİ

80395997
2.BATÖR DEVİR ATLATMA KASNAĞI

CL-5175



8000 SERİSİ

80399825
BOŞALTICI KASNAK
(2 KAMALI)

CL-5176



8000 SERİSİ

80395998
2.BATÖR HAREKET KASNAĞI
(4 KANALLI)


CL-5177



TX-TF-CR SERİSİ

9502399-84078856-84818348
RÜZGARLIK KASNAĞI
(ALT) - (KAYIŞLI TARAF)

CL-5178



TX-TF-CR SERİSİ

9502481-84078828-84818361
RÜZGARLIK KASNAĞI
(ALT) - (POYRALI TARAF)

CL-5179



8000 SERİSİ-TF42-TF44

80450321
BIÇAKKOLU KASNAĞI
(Ø 27cm) - (ALTİKÖŞE)


CL-5180



TX30-TX32-TX34-TF42

80441277
ŞANZIMAN KASNAĞI
(TEK TARAF)

CL-5181



1530-1545

290035
YÜRÜTÜCÜ KASNAĞI ORTA GEZİCİ
(Ø 41cm) - (BALANSLI)



CL-5182



1530-1545

290036

YÜRÜTÜCÜ KASNAĞI YAN YAPRAĞI
(Ø 41cm) - (BALANSLI)

CL-5183



1550

321321

YÜRÜTÜCÜ KASNAĞI ORTA GEZİCİ
(Ø 43cm) - (BALANSLI)

CL-5184



1550

321322

YÜRÜTÜCÜ KASNAĞI YAN YAPRAĞI
(Ø 43cm) - (BALANSLI)

CL-5185



1540-8000-TC SERİSİ

370951

YÜRÜTÜCÜ KASNAĞI ORTA GEZİCİ
(Ø 38cm) - (BALANSLI)

CL-5186



1540-8000-TC SERİSİ

420520

YÜRÜTÜCÜ KASNAĞI YAN YAPRAĞI
(Ø 38cm) - (BALANSLI)

CL-5187



TC5070

BIÇAKKOLU ÇİFT KAYIŞLI KASNAK
(Ø 22cm)

CL-5188



TC56

84971204

BIÇAKKOLU ÇİFT KAYIŞLI KASNAK
(Ø 24cm)

CL-5189



TC56

89813161-89833947

BIÇAKKOLU ÇİFT KAYIŞLI KASNAK
(Ø 27cm)

CL-5190



8070-8080

80388048-80388159
TAMBUR KASNAĞI
(KOMPLE) - (SFERO)

CL-5191




8070-8080

80388048

TAMBUR KASNAĞI
(RULMANLI TARAF) - (SFERO)

CL-5192



8070-8080

80388159

TAMBUR KASNAĞI
(V-KAYIŞLI TARAF) - (SFERO)

CL-5193



TX SERİSİ

9502482-89832767-919692
RÜZGARLIK KASNAĞI
(FREZELİ) - (KOMPLE) - (SFERO)



CL-5194



TX SERİSİ

89502482
RÜZGARLIK KASNAĞI
(TEK TARAF) - (SFERO)

CL-5195



TX SERİSİ

89832767-80919692
RÜZGARLIK KASNAĞI - (FREZELİ)
(UZUN TARAF) - (SFERO)

CL-5196



1540-8000-TC SERİSİ

450520-370951-419966-370950
YÜRÜTÜCÜ KASNAĞI
(Ø 38cm) - (BALANSLI) - (KOMPLE)


CL-5197



TX-TF SERİSİ

455653
YÜRÜTÜCÜ KASNAK
(POYRALI TARAF)

CL-5198



TX-TF SERİSİ

455654
YÜRÜTÜCÜ KASNAK
(KAYIŞLI TARAF)

CL-5201



1530-1545

290171
TAMBUR KASNAĞI
(Ø 45mm) - (KÜÇÜK)

CL-5202



1530-1545

290126
ŞANZIMAN KASNAĞI
(Ø 415mm)

CL-5203



1530-1545

290170
SARSAK KRANK KASNAĞI

CL-5204



1530-1545

290146
BEŞİK MİLİ KASNAĞI
(Ø 35mm)

CL-5205



1530-1545

290138
HİDROLİK KASNAĞI

CL-5206



1530

357911
BIÇAKKOLU KAMBUR KASNAĞI

CL-5207



1530-1545

290174
KUYRUK MİLİ KASNAĞI
(V KAYIŞLI)



CL-5208



1550

362041
KUYRUK MİLİ KASNAĞI

CL-5209



8055

447020
KUYRUK MİLİ KASNAĞI
(SFERO)

CL-5210



1530-1545

309624
BOŞALTICI KASNAK

CL-5211



1545

364348
BIÇAKKOLU KASNAĞI
(ÇİFT KAYIŞLI)

CL-5212



1530-1545

387929
DÖNER PANJUR FİRFİR KASNAĞI

CL-5213



8040

427149
ŞANZİMAN KASNAĞI
(Ø 380mm)

CL-5214



8055

447022
ŞANZİMAN KASNAĞI
(Ø 390mm)

CL-5215



8040-8055

421018
BEŞİK KASNAĞI
(Ø 30mm)


CL-5216



8000 SERİSİ

391118
BOĞAZ KASNAĞI
(2 KANALLI)

CL-5217



8000 SERİSİ

391080
PATOZ GERĞİ KASNAĞI
(ÇELİK)

CL-5218



8040-8055

424366
DÖNER PANJUR PERVANE KASNAĞI

CL-5219



8050-8060-8070-8080

392682
BOĞAZ KASNAĞI İÇİ YUVARLAK
(2 KANALLI)



CL-5220



8060-70-80

392704
BOĞAZ BÜYÜK KASNAĞI
(Ø 45cm) - (2 KANALLI)

CL-5221



8060-70

392704
BOĞAZ BÜYÜK KASNAĞI ÜÇ KANALLI
(45cm) - (ÖZEL)

CL-5222



8040-55

422699
ELEVATÖR KASNAĞI

CL-5223



BÜTÜN MODELLER

350510
BIÇAKKOLU KASNAĞI
(Ø 31cm) - (ALTİKÖŞE)

CL-5224



8050-8060-8070-8080

395999
2.BATÖR HAREKET KASNAĞI

CL-5225



8060-8070

387949
PATOZ KASNAĞI
(KANALLI) - (SFERO)

CL-5226



8050-8060-8070-8080

399826
YÜRÜTÜCÜ KASNAĞI
(Ø 46mm) - (ÜST)

CL-5227



8070-8080

80388156-80388158
BATÖR KASNAĞI
(KOMPLE) - (SFERO)

CL-5228



TC56

9839374
BIÇAKKOLU KASNAĞI
(ÇİFT KAYIŞLI) - (DÖRTKÖŞE KAPLINLI)

CL-5229



TC56

9817240
ŞANZİMAN KASNAĞI
(Ø 34cm)

CL-5230



TX32

441278
ŞANZİMAN KASNAĞI
(TEK TARAF) - (FREZELİ)

CL-5231




TC56-8055

84023596
ELEVATÖR KASNAĞI
(Ø 21cm) - (ALT) - (SFERO)




CL-5232



CX SERİSİ

84069950
BATÖR KASNAĞI
(POYRA TAKILAN TARAF)

CL-5233



CX SERİSİ

84434585
BATÖR KASNAĞI
(TIRNAKLI TARAF)


CL-5234



CX-SERİSİ

84462556
MOTOR KUYRUK KAVRAMA
KASNAĞI - (PNÖMATİK)

CL-5235



CX-SERİSİ

84460690
MOTOR KUYRUK KASNAĞI

CL-5236



8000 SERİSİ

80425909
DÖNER PANJUR KASNAĞI
(YARIKLI)

CL-5237



CS6000-CX7000-CX SERİSİ

87380138
ELEVATÖR KASNAĞI
(2007 MODEL SONRASI)

CL-5238



CS-CX7000-CX-TC SERİSİ

84814021
AVARA KASNAK

CL-5239



TC52-TC54-TC56-TC5080

89811646
BOĞAZ KASNAĞI
(DÖRT KANALLI)

CL-5240



8070-8080

80388156
BATÖR KASNAĞI
(POYRA TAKILAN TARAF)

CL-5241



8070-8080

80388158
BATÖR KASNAĞI
(TIRNAKLI TARAF)

CL-0500



TC56

89850221
HİDROSTATİK BAĞLANTI YATAĞI
(ÇELİK)

CL-0501




TC5070-TC5080

87669184
HİDROSTATİK BAĞLANTI YATAĞI
(ÇELİK)



CL-0502



8070-8080

80420453

HİDROSTATİK BAĞLANTI YATAĞI
(ÇELİK)

CL-0503




8055-8060-1530-1545-TC56

321312

KAMALI MİL RULMAN YATAĞI

CL-0504



1500 SERİSİ-8030-8040

353360

BÜYÜK TEKER RULMAN YATAĞI
(ÇELİK - 6218)

CL-0505



TC-TX SERİSİ

80455019

BIÇAKKOLU RULMAN YATAĞI
(SFERO)

CL-0506




8040-8055-TC SERİSİ

80417747

BATÖR SÜRTME RULMAN YATAĞI
(51117) - (SFERO)

CL-0507




BÜTÜN MODELLER

320043

BIÇAKKOLU RULMAN YATAĞI
(3 DELİKLİ) - (2207) - (SFERO)

CL-0508




1530-1545

280017

BEŞİK EKSANTRİK İÇ RULMAN YATAĞI

CL-0509




8000 SERİSİ

387627

BEŞİK EKSANTRİK İÇ RULMAN YATAĞI

CL-0510



TX32-TX34-TX36

913833

BEŞİK EKSANTRİK İÇ RULMAN YATAĞI

CL-0511



1500 SERİSİ

320016

BEŞİKKOLU RULMAN YATAĞI
(6016)

CL-0512



8000 SERİSİ-TX32-TC56

398560

DEBRİYAJ ÇATALI

CL-0513



BÜTÜN MODELLER

400002

DEBRİYAJ BASKI HİLALİ
(KÜÇÜK) - (SFERO)



CL-0514



1540-1550

357832
DEBRİYAJ BASKI HİLALİ
(BÜYÜK) - (SFERO)

CL-0515



1500 SERİSİ

280001
DEBRİYAJ RULMAN YATAĞI
(SFERO)

CL-0516



8000 SERİSİ

333624
DEBRİYAJ RULMAN YATAĞI
(SFERO)

CL-0517



8000 SERİSİ-TX32-TC56

442368
DEBRİYAJ RULMAN YATAĞI
(SFERO)

CL-0518



8060-8070-8080

80433665-80432666
BUĞDAY ELEVATÖR ŞANZIMANI
RULMAN YATAĞI


CL-0519



TX32-TX34-TX36-TF42-TF44

433643
BUĞDAY ELEVATÖR ŞANZIMANI
RULMAN YATAĞI

CL-0520



8060-8070-8080

387759
BUĞDAY ELEVATÖR ŞANZIMAN
CİRCİR YATAĞI - (ÇELİK)

CL-0521



BÜTÜN MODELLER

338338
HELEZON KRANK SIKTIRMA YATAĞI
(Ø 20mm)

CL-0522



BÜTÜN MODELLER

434297
HELEZON KRANK SIKTIRMA YATAĞI
(Ø 30mm)

CL-0523



8050-8060

80397462
BATÖR SÜRTME RULMAN YATAĞI
(51117) - (SFERO)

CL-0524



TC56

740351
HELEZON KRANK MİLİ SIKIŞTIRMA
YATAĞI - (35mm) - (FREZELİ)

CL-0525



TC56-TC5070

89817373
PATOZ KASNAK KOLU YATAĞI



CL-0526



TC56-CS540-CS640-TX SERİSİ

9514667-89513250
OVAL YATAK
(25mm) - (GÖTÜRÜCÜNÜN)

CL-0527



CS-CX-SX SERİSİ

84078927
OVAL YATAK
(30mm) - (GÖTÜRÜCÜNÜN)

CL-0528



BÜTÜN MODELLER

320033-821677
BEŞİK KOLU LASTİK KEPİ
(8mm) - (SFERO)

CL-0529



TX-TF SERİSİ

444596
BEŞİK KOLU LASTİK KEPİ
(SFERO)


CL-0530



8000 SERİSİ

80427985
BOĞAZ YATAĞI KURT AĞZI
(SAĞ) - (ÇELİK)

CL-0531



8000 SERİSİ

80427986
BOĞAZ YATAĞI KURT AĞZI
(SOL) - (ÇELİK)

CL-0532



TC52-TCS4-TCS6

9818463
BOĞAZ YATAĞI KURT AĞZI
(SAĞ) - (ÇELİK)

CL-0533



TC52-TCS4-TCS6

9818459
BOĞAZ YATAĞI KURT AĞZI
(SOL) - (ÇELİK)

CL-0534



1530-1545

357887
BOĞAZ RULMAN YATAĞI
(1306) - (DÖVME)

CL-0535



8000 SERİSİ

394154
BOĞAZ RULMAN YATAĞI
(2207) - (DÖVME)

CL-0536



TC56

89832254
BOĞAZ RULMAN YATAĞI
(2207) - (DÖVME)

CL-0537



TC-TX TF SERİSİ

84023609
BOĞAZ RULMAN YATAĞI
(GRESÖRLÜKLÜ)



CL-0538



CS-CX SERİSİ

84435013
BOĞAZ RULMAN YATAĞI
(İNDÜKSİYONLU)

CL-0539



BÜTÜN MODELLER

322266
BOĞAZ AY KEPİ
(SFERO)

CL-0540



TC56

84043175-80457138
BOĞAZ AY KEPİ
(SFERO)

CL-0541



BÜTÜN MODELLER

336477
BOĞAZ L-KAMASI

CL-0542



TX32-TX34-TX36-TF42-TF44

80458499-9509745
BOĞAZ KAMASI


CL-0543



TC-CS CX SERİSİ

9504210
BEŞİK EKSANTRİĞİ

CL-0544



BÜTÜN MODELLER

280051
DOLAP SAC KASNAK GÖBEĞİ
(Ø 30mm) - (4 DELİKLİ) - (ÇELİK)


CL-0545



1540-1545-1550-1550 SÜPER

280088
DOLAP SAC KASNAK GÖBEĞİ
(Ø 35mm) - (4 DELİKLİ) - (ÇELİK)

CL-0546



BÜTÜN MODELLER

9511041
ELAVATÖR RULMAN YATAĞI
(6206)

CL-0547



CX SERİSİ

48051121
BEŞİK EKSANTRİĞİ

CL-0548



8000-TC-TX-CS SERİSİ

387449
BEŞİKKOLU LASTİK KEPİ
(10mm)

CL-0549



BÜTÜN MODELLER

HELEZON KRANK YATAĞI
(Ø 30mm) - (FREZELİ)



CL-0550



8070-8080-TF-TX SERİSİ

389005
BATÖR SÜRTME YATAĞI
(51118)


CL-0551



CL-CSX SERİSİ

84069518
BATÖR SÜRTME YATAĞI

CL-0552



TC-TX SERİSİ

89833536
MARŞ MOTOR YATAĞI

CL-0553



8000 SERİSİ-TC52-TC54-TC56

320082
TAMBUR DEFLEKTÖR RULMAN
YATAĞI - (6309)

CL-0554



TC52-TC54-TC56

89835682
BIÇAKKOLU RULMAN YATAĞI
(4 DELİKLİ) - (35'LİK RULMAN)


CL-0555



8000-TC-CSX SERİSİ

387566
BEŞİK MİLİ 3 KULAKLI RULMAN
YATAĞI - (6307)

CL-0556



CL-CSX SERİSİ

84980558
BOŞALTICI DIŞLI GÖBEĞİ
(ÇİFT KAVRAMALI)

CL-0557



8000-TF SERİSİ

80437200
BIÇAKKOLU DÖRTKÖŞE KAVRAMASI
(PİMSİZ) - (SFERO)

CL-0558



1500 SERİSİ

80362009
BIÇAKKOLU DÖRTKÖŞE KAVRAMASI
(PİMLİ) - (SFERO)

CL-0559



8050-8060

80397401
BATÖR KASNAK POYRASI
(SFERO)

CL-5550



CX SERİSİ

84057641
BATÖR KASNAK POYRASI

CL-5551



TX30 SERİSİ-TF42-TF44-TF46

743171
BOĞAZ YATAĞI KURT AĞZI
(SFERO)



CL-5552



8050-8060-8070-8080

80393860
BEŞİK BAĞLANTI YATAĞI
(2 PİMLİ) - SAĞ

CL-5553



8050-8060-8070-8080

80393505
BEŞİK BAĞLANTI YATAĞI
(2 PİMLİ) - SOL

CL-5554



1500-8000-TX30-TF-TC SERİSİ

334979
TABLA HELEZON GÖBEĞİ
(YUVARLAK)


CL-5555



1500-8000-TX30-TC SERİSİ

362277
TABLA HELEZON GÖBEĞİ
(DÖRTKÖŞE)


CL-5560



TC-CS-CX SERİSİ

89593578-84017148
HELEZON DİŞLİ BALATA GÖBEĞİ
(FREZELİ)

CL-5561



TC-CS-CX SERİSİ

84017149
HELEZON DİŞLİ BALATA BASKISI

CL-5563



BÜTÜN MODELLER

410960
HELEZON SİGORTA YATAĞI
(ÇELİK)

CL-5564



CS-CSX SERİSİ

84334140
BATÖR KASNAK GÖBEĞİ
(ALTİGEN)

CL-5565



CS-CSX SERİSİ

84072250
TAMBUR RULMAN YATAĞI
(SAĞ)

CL-5566



CS-CSX-TX-TF SERİSİ

439605
TAMBUR RULMAN YATAĞI
(SOL)

CL-5567



CS-CSX-TX SERİSİ

84058258
BOĞAZ YATAK POYRASI

CL-5568



8040-TC SERİSİ

80439804
TAMBUR RULMAN YATAĞI
(SEGMANLI) - (SOL)



CL-5569



TX30 SERİSİ-TF42-TC52-TC54

916843

BOĞAZ KASNAK BAĞLANTI YATAĞI
(SFERO)

CL-5570



TC-CS-CX-CSX SERİSİ

9504180

BEŞİĞİ SALLAYAN YATAKLI KOL

CL-5571



TC52-TC54-TC56

89513208

MOTORBAŞI KUYRUK MİL VOLANTI

CL-5572



8000 SERİSİ

80387947-441020

BIÇAKKOLU RULMAN YATAĞI
(SFERO)

CL-5573



8000 SERİSİ

386537

DÖNER PANJUR YATAĞI
(Ø 30mm) - (OVAL)

CL-5575



8000 SERİSİ

80387372

SARSAK SAC KASNAK GÖBEĞİ
(SFERO)

CL-5576



8000 SERİSİ

80387901

KESMİK ŞANZİMAN RULMAN YATAĞI

CL-5577




8000 SERİSİ

80388938

BATÖR RULMAN YATAĞI
(SOL) - (SFERO)

CL-5578



8000-TF SERİSİ

80388748

TAMBUR RULMAN YATAĞI
(SEKMALİ) - (6310) - (SAĞ)

CL-5579



8050-8060

80397587

TAMBUR RULMAN YATAĞI
(22210) - (SFERO) - (SOL)

CL-5580



8000 SERİSİ

80396006

2.BATÖR RULMAN YATAĞI
(6308) - (SFERO)

CL-5581




TC SERİSİ

89813484

BEŞİKKOLU TAKOZ YATAĞI
(SFERO)



CL-5582




TC-CS SERİSİ

89813482

BEŞİKKOLU LASTİK TAKOZ YATAĞI
(SFERO)

CL-5583



CS-CSX SERİSİ

84334522

BEŞİKKOLU TAKOZ YATAĞI
(SFERO)

CL-5584



CS-CSX SERİSİ

84980468

BOŞALTICI HELEZON RULMAN YATAĞI
(3 KULAKLI)

CL-5585



CS-CSX SERİSİ

84334105

BATÖR RULMAN YATAĞI
(6310)

CL-5586



CS SERİSİ

84334439

TAMBUR KASNAK GÖBEĞİ

CL-5587



CS SERİSİ

84072287

TAMBUR KASNAK POYRASI

CL-5588



8000 SERİSİ

80393903

BOĞAZ KASNAK BAĞLANTI YATAĞI
(DIŞI ÜÇGEN)

CL-5589



BÜTÜN MODELLER

350497

BIÇAKKOLU RULMAN YATAĞI
(6207) - (SFERO)

CL-5590




8000 SERİSİ

80427048

BOĞAZ BAĞLANTI YATAĞI ARKASI
(DÖRTKÖŞE) - (SFERO)

CL-5592




TC SERİSİ

89511540

DEPO HELEZON RULMAN YATAĞI

CL-5593




TC-CS SERİSİ

9833631

CER PİNYON KAPAĞI

CL-5594



CS-CSX-TX-TF SERİSİ

754516

CER PİNYON KAPAĞI



CL-5595



TC-TX-TF SERİSİ

750847

KAMALI MİL RULMAN YATAĞI

CL-5596



CS-CSX SERİSİ

84334340-87546752

BATÖR RULMAN YATAĞI

CL-5597



CS-TX SERİSİ

80433908

2.BATÖR RULMAN YATAĞI
(6309)

CL-5598



CS-CSX SERİSİ

84807862

KELEBEK KASNAK RULMAN YATAĞI
(51109) - (SFERO)

CL-5599




1500-8000-TC SERİSİ

309321

KELEBEK KASNAK BASKI YATAĞI
(51109)

CL-5600



TC-TX SERİSİ

444008-84814955

OVAL YATAK - (Ø 40mm)
(GRESÖRLÜKLÜ) - (SFERO)

CL-5601



1550-8050-8060-8070-8080

321069

RÜZGARLIK ÇATAL DEVİR RULMAN
YATAĞI - (SFERO)

CL-5602




8080

80387948

BOĞAZ KASNAK YATAĞI

CL-5604



8055-8060

411310

DİNGİL BAĞLANTISI

CL-5605



8060

922311

HELEZON AYAR KOLU
(BÜYÜK)

CL-5606



BÜTÜN MODELLER

320069

TAMBUR RULMAN YATAĞI
(51117) - (SFERO)

CL-5607



8040-8055

417755

BATÖR POYRASI
(Ø 45mm)



CL-5608



8050

80432728
BOĞAZ BAĞLANTI YATAĞI
(ARKASI YUVARLAK)

CL-5609



CS-CSX7000-CX-TC SERİSİ

84334208
SAP KİYİCİ ROTOR YATAĞI

CL-5610



CSX-CX-CS-TX-TC SERİSİ

84446877
BEŞİKKOLU LASTİK KEPİ

CL-5611



CS-CSX7000 SERİSİ

84980732
HİDROSTATİK POMPA ORTA MİL
KAPLINİ

CL-5612



TX30-TX32-TX34-TF42

80441275
ŞANZIMAN KASNAK FREZELİ YATAĞI


CL-0560



8060-8070-8080

393318
BUĞDAY ELEVATÖR ÇATAL MİLİ
(KISA)

CL-0561



8060-8070-8080

393744
BUĞDAY ELEVATÖR MİLİ
(UZUN)


CL-0562



TX32-TX34-TX36-TF42-TF44

9510018-80428642
BUĞDAY ELEVATÖR ÇATAL MİLİ
(KISA)

CL-0563



TX32-TX34-TX36-TF42-TF44

9819823-9500684
BUĞDAY ELEVATÖR MİLİ
(UZUN)

CL-0564



TX SERİSİ-TC54-TC56-TF42

89509502
ARKA DİNGİL MİLİ
(TAŞLANMIŞ) - (SULU)


CL-0565



BÜTÜN MODELLER

260029
YÜRÜTÜCÜ KASNAK ORTA MİLİ

CL-0566



1530-1545

325845
RÜZGARLIK ORTA GEZİCİ MİLİ



CL-0567



8000 SERİSİ

425869
RÜZGARLIK ORTA GEZİCİ MİLİ

CL-0568



8000 SERİSİ

390218
BIÇAKKOLU KASNAK MİLİ

CL-0569



TC56

89835879
BIÇAKKOLU MİLİ
(FREZE) - (UZUN) - (ESKİ MODEL)

CL-0570



TC56

84971210
BIÇAKKOLU MİLİ
(FREZE) - (UZUN) - (YENİ MODEL)

CL-0571



TC56

84053291
BOĞAZ MİLİ
(166cm)

CL-0572



TC56

89837466
2. BATÖR MİLİ

CL-0573



TC56

89513192
TAMBUR MİLİ
(188cm)

CL-0574



TC56

89509888
BATÖR MİLİ

CL-0575



TC56

89515086
RÜZGARLIK KASNAK MİLİ

CL-0576



TC56

84000094-89850876
BIÇAKKOLU KONİK KASNAK MİLİ


CL-0577



8050-8060-8070-8080

80417804
TANE ELEVATÖR MİLİ
(Ø 30mm) - (25cm)

CL-0578



TC56

89509340
DÖNER PANJUR MİLİ



CL-0579



TC56

89850875
KELEBEK KASNAK MİLİ
(ÜST)

CL-0580



TC56

89514437
DÖNER PANJUR MİLİ
(ŞAPKALI)

CL-0581



TC56-TC5000-CX-CS SERİSİ

84449131
DÖNER PANJUR MİLİ
(DÜZ)

CL-0582



TC56-TC5000 SERİSİ

9504213
BEŞİK MİLİ

CL-0583



8080

80432831
BOĞAZ MİLİ

CL-0584



8070

80426225
TAMBUR MİLİ

CL-0585



8060-8070

80426544
2.BATÖR MİLİ

CL-0586



8060-8070

80433085
BOĞAZ MİLİ

CL-0587



TC52-TC54

89509889
BATÖR MİLİ
(149cm)

CL-0588



TC52-TC54

89513191
TAMBUR MİLİ

CL-5889



TC SERİSİ

80447227
RÜZGARLIK MİLİ
(150cm)

CL-5890



CS540

84433058
RÜZGARLIK MİLİ



CL-5891



CS640

84071760
RÜZGARLIK MİLİ


CL-5892



TC5080

84189617
BEŞİK MİLİ

CL-5893



CS SERİSİ

84455783
BEŞİK MİLİ

CL-5894



CS SERİSİ

84077978
BEŞİK MİLİ

CL-5895



CS SERİSİ

84071597
BATÖR MİLİ

CL-5896



8060-8070

426223
BATÖR MİLİ

CL-5897



TX-TF SERİSİ

9850768
BATÖR MİLİ
(184,50cm)

CL-5898



CS-CX-CSX SERİSİ

84432028
BATÖR MİLİ
(178,30cm)

CL-5900



CS-CX-CSX SERİSİ

84457743
BATÖR MİLİ

CL-5901



8070

80426222
BATÖR MİLİ
(172,50cm)

CL-5902



8080

80426221
BATÖR MİLİ
(198cm)

CL-5903



TC5060-5070-5080-TCS.80

84413172
BATÖR MİLİ
(2013 SONRASI)



TARMO A.Ş.

NEW HOLLAND

www.tarmo.com.tr

CL-5904



CX SERİSİ

84057992
BATÖR MİLİ

CL-5905



8080

80426374
2.BATÖR MİLİ

CL-5906



CS540-CS640-CS660-CX7060

84433157
2.BATÖR MİLİ

CL-5907



TX32-TX34

754539
BATÖR ORTA BOŞ MİLİ
(222,50cm)

CL-5908



8080

80426224
TAMBUR MİLİ

CL-5909



TX-TF SERİSİ

439812
TAMBUR MİLİ
(222cm)

CL-5910



CS-CX-CSX SERİSİ

84432471
TAMBUR MİLİ

CL-5911



CS-CX-CSX SERİSİ

84432463
TAMBUR MİLİ

CL-5912



8050-8060

80426226
TAMBUR MİLİ
(184cm)

CL-5913



TX-TF SERİSİ

9850686
TAMBUR MİLİ
(212,50cm)

CL-5914



TC SERİSİ

84460842
DÖNER PANJUR MİLİ

CL-5915



CS SERİSİ

84076626
DÖNER PANJUR MİLİ



CL-5916



TC-CS-CX-CR SERİSİ

84072415
DÖNER PANJUR MİLİ
(ŞAPKALI) - (DÖVME)

CL-5917



CS-CSX SERİSİ

84457187
DÖNER PANJUR MİLİ
(ŞAPKALI)

CL-5919



CS-CSX SERİSİ

84980405
BOĞAZ KUSTURUCU MİLİ
(UZUN)

CL-5920



TC-TX SERİSİ

9811872
BOĞAZ MİLİ
(164,50cm)

CL-5921



TC5070-TC5080

84307750
BOĞAZ MİLİ
(186,5cm) - (ALT)

CL-5922



CS-CSX SERİSİ

84980839
BOĞAZ MİLİ

CL-5923



CS640

84991232
BOĞAZ MİLİ

CL-5924



TX32-TX34

80447187
BEŞİK MİLİ
(188,80cm)

CL-5925



TX60 SERİSİ

84015872
BEŞİK MİLİ

CL-5926



CS-CSX SERİSİ

84432016
BEŞİK MİLİ

CL-5927



8050-8060

80394550
BEŞİK MİLİ
(169,50cm)

CL-5929



8050-8060

80394514
RÜZGARLIK MİLİ
(160,50cm)



TARMO A.Ş.

NEW HOLLAND

www.tarmo.com.tr

CL-5930



8080

80388494
RÜZGARLIK MİLİ

CL-5931



TX32-TX34-TF42-TF44

428065
RÜZGARLIK MİLİ
(173,50cm)

CL-5932



CS520-540-640-660

84447796
ANA HAREKET MİLİ
(197,50cm)

CL-5933



CS-CSX SERİSİ

84981299
TANE ELEVATÖR MİLİ

CL-5934



8050-8060-8070-8080

80431220-80417805
ELEVATÖR MİLİ
(324mm)

CL-5935



TC SERİSİ

89510599
ELEVATÖR MİLİ
(Ø 25mm)

CL-5936



TC SERİSİ

89831279
ELEVATÖR MİLİ
(Ø 30mm)

CL-5937



TC-CS SERİSİ

89813486
BEŞİKKOLU PERNOSU

CL-5938



TC-TX SERİSİ

9504183
BEŞİKKOLU PERNOSU

CL-5941



TC52-TC54

84053290
BOĞAZ MİLİ

CL-5942



TC52-TC54-TC55

89505172
BEŞİK MİLİ
(125,50cm)

CL-5943



8030-8040-TC SERİSİ

80436662
RÜZGARLIK MİLİ
(123,30cm)



CL-5944



CS-CX SERİSİ

84077850
ARKA DİNGİL MİLİ
(TAŞLANMIŞ) - (SULU)

CL-5945



CS-CX CSX7000 SERİSİ

84981295
KESMİK ELEVATÖR MİLİ

CL-0589



1500 SERİSİ

356724
YÜRÜTÜCÜ KASNAK TOPU
(TAŞLANMIŞ) - (ÇELİK)

CL-0590



8000 SERİSİ-TC SERİSİ

419966
YÜRÜTÜCÜ KASNAK TOPU
(TAŞLANMIŞ) - (ÇELİK)


CL-0591



TC56

9515087
RÜZGARLIK KASNAĞI ORTA TOPU
(ÇELİK)

CL-0592



1530-1545

200214
RÜZGARLIK KASNAĞI ORTA GEZİCİ
TOPU - (ÇELİK)

CL-0593



8000 SERİSİ

420995
RÜZGARLIK KASNAĞI ORTA GEZİCİ
TOPU - (ÇELİK)

CL-0594



1530-1545

200214
RÜZGARLIK ORTA GEZİCİ MİLİ
(RULMAN İLE KOMPLE)


CL-0595



8000 SERİSİ

420995-K
RÜZGARLIK ORTA GEZİCİ MİLİ
(RULMAN İLE KOMPLE)

CL-0596



BÜTÜN MODELLER

333232
DİŞLİ GÖBEĞİ

CL-0597



BÜTÜN MODELLER

220039
YÜRÜTÜCÜ KASNAK SEGMANI

CL-0598



1500 SERİSİ

330412
YÜRÜTÜCÜ AŞIK CİVATASI
(SULU)



CL-0599



1500 SERİSİ

484329
YÜRÜTÜCÜ AŞIK BURCU
(SULU)

CL-0600



1530-1545

30001
PATOZ BASKISI
(KOMPLE)


CL-0601



1530-1545

290131
PATOZ BASKI TOPU


CL-0602



1530-1545

040001
PATOZ BASKI KOLU

CL-0603



TC56

89818037-84023879
BOĞAZ CIRCIR TOPU
(ÇELİK)

CL-0604



1530-1545

280035
BOĞAZ CIRCIR TOPU
(ÇELİK)

CL-0605



8000 SERİSİ

393902
BOĞAZ CIRCIR TOPU
(ÇELİK)

CL-0606



TC SERİSİ

89514433
DÖNER PANJUR SAC KASNAK GERĞİ
KOLU - (UZUN)

CL-0607



TC SERİSİ

89514431
DÖNER PANJUR SAC KASNAK GERĞİ
KOLU - (KISA)

CL-0608



CS SERİSİ

84441922
FREN DİSKİ
(İNCE)

CL-0609



CS SERİSİ

84071143
FREN DİSKİ
(KALIN)

CL-0611




CS-CSX SERİSİ

84432996
EL FREN DİSKİ



CL-0612



BÜTÜN MODELLER

84015292
KAPUT MUHAFAZA KİLİDİ


CL-0614



TC SERİSİ

84043707
TABLA HELEZON AYAR KOLU
(FREZELİ)

CL-0615



1540-1550-8000 SERİSİ

321311
ELEVATÖR ŞANZİMAN YAYI

CL-0616



BÜTÜN MODELLER

362801
SİGORTA CIRCİR
(SIK DIŞ) - (DÖVME) - (1 ADET)

CL-0617



BÜTÜN MODELLER

394363
SİGORTA CIRCİR
(SEYREK DIŞ) - (DÖVME) - (1 ADET)


CL-0618



BÜTÜN MODELLER

280066
SİGORTA CIRCİR
(BÜYÜK) - (SFERO) - (1 ADET)


CL-6180



TC52-TC54-TC56

89513550
MAZOT DEPOSU
(300 LİTRE)

CL-6181



TC52-TC54-TC56

89850023
MAZOT DEPOSU
(400 LİTRE)

CL-6182



84442803-47525998
RADYATÖR SU DEPOSU

CL-6183



CS-CX CSX SERİSİ

84069522
BATÖR KASNAK YATAK SIKTIRMASI


CL-6184



CS-CX CSX SERİSİ

84334764
BATÖR KASNAK AYAR LAMASI

CL-0619



1530-1545-8060-8070

799036
MAZOT OTOMATİĞİ



CL-0620




1530-1545-8060-8070

799036

MAZOT OTOMATIĞI - (SÜPER)

CL-0621



8055-8060-8070-8080

MAZOT OTOMATIĞI - (SİBOPLU TİP)

CL-0622



1530-1540-1545-8055

337023

EGZOZ
(EMAYE)

CL-0623



1550-1550S-8050-8060

356107

EGZOZ
(EMAYE)

CL-0625



1530-1540-1545-8040

370627-370628

EGZOS MANİFOLTU
(KÜÇÜK MOTOR)

CL-0626



8055-8060-8070-8080

71715

EGZOS MANİFOLTU
(BÜYÜK MOTOR)

CL-0627



BÜTÜN MODELLER

365830

YÜRÜTÜCÜ KASNAK KIL KEÇE
(BANT)

CL-0628



BÜTÜN MODELLER

220014

BATÖR KASNAK KIL KEÇE
(TAKIM)

CL-0629




BÜTÜN MODELLER

220062

KIL KEÇE
(KÜÇÜK)

CL-0630



1550-8000 SERİSİ

385985-450679

VOLANT KAVRAMA TAKOZU
(KORD BEZLİ)

CL-0631



BÜTÜN MODELLER

431485

DİREKSİYON KAVRAMA TAKOZU
(KORD BEZLİ)

CL-0632



1500 SERİSİ-8000 SERİSİ

372044

YAĞ MÜŞİRİ
(GARANTİLİ) - İTHAL



CL-0633



1550 SÜPER-TR75

382276
VOLANT KAVRAMA TAKOZU
(KORT BEZLİ)

CL-0634



BÜTÜN MODELLER

84058860
HARARET SAATİ
TAYVAN

CL-0635



BÜTÜN MODELLER

386215
TAZYİK NİPERİ
RAKOR


CL-0636



8060-8070-8080

431234
YAĞ TAZYİK DAMPERİ

CL-0637



8000 SERİSİ

396766
DÖNER PANJUR RULMAN YATAĞI
BORUSU

CL-0638



8055-8060

80422891
DÖNER PANJUR VİDASI

CL-0639



1500-8000 SERİSİ

372975
DOLAP TIRMIK FİBER VİDASI
(M12x48) - (ALTİKÖŞELİ)

CL-0640



1500-8000 SERİSİ-TF42

333976
DOLAP TIRMIK FİBER VİDASI
(M12x55) - (ALTİKÖŞELİ)

CL-0641



1500 SERİSİ

120083
DOLAP TIRMIK FİBER VİDASI
(M12x70) - (ALTİKÖŞELİ)


CL-0642



1500-8000 SERİSİ

350505
ÜÇ VİDALI SAC KASNAK GÖBEĞİ
(UZUN)


CL-0643



BÜTÜN MODELLER

482744
BOĞAZ RULMAN YATAK KAPAĞI

CL-0644



8000 SERİSİ

421025
MAZOT DEPO KAPAĞI



CL-0645



1530-1545-8040

421025
MAZOT DEPO KAPAĞI

CL-0646



BÜTÜN MODELLER

200072
ÜÇ VİDALI KASNAK GÖBEĞİ
(KISA)

CL-0647



TC52-TC54-TC56

89819645
ELEKTRİKLİ MAZOT OTOMATİĞİ

CL-0648



BÜTÜN MODELLER

410287
MOTOR KARTERİ

CL-6480



CS-CX-CSX SERİSİ

84072819
BATÖR KASNAK KİL KEÇE

CL-6482



BÜTÜN MODELLER

LED ÇALIŞMA LAMBASI
(KARE)

CL-6483



BÜTÜN MODELLER

LED ÇALIŞMA LAMBASI
(YUVARLAK)

CL-6484



BÜTÜN MODELLER

LED ÇALIŞMA LAMBASI
(DİKDÖRTGEN)

CL-0649



BÜTÜN MODELLER

ZİNCİR
(ASA 50-1)

CL-0650



BÜTÜN MODELLER

ZİNCİR
(ASA 60-1)

CL-0651



TC-CS-CSX

ZİNCİR
(ASA 80-1)

CL-0652



BÜTÜN MODELLER

025194
ZİNCİR KİLİDİ
(ASA 50-1)



CL-0653



BÜTÜN MODELLER

025816
ZİNCİR KİLİDİ YARIM EKİ
(ASA 50-1)

CL-0654



BÜTÜN MODELLER

165590
ZİNCİR KİLİDİ
(ASA 60-1)


CL-0655



TC52-TC56

025817
ZİNCİR KİLİDİ YARIM EKİ
(ASA 60-1)

CL-0657



CS SERİSİ-CX SERİSİ

84981580
ELEVATÖR ZİNCİRİ
(TANE) - (TAKVİYELİ)

CL-0658



CS SERİSİ-CX SERİSİ

84981579
ELEVATÖR ZİNCİRİ
(KESMİK) - (TAKVİYELİ)

CL-0659



1520-1530-1540

359298-359299
GÖTÜRÜCÜ ZİNCİR
(3'LÜ TAKIM) - (TAKVİYELİ)

CL-0660



8050-8055-8060-8070

427018
GÖTÜRÜCÜ ZİNCİR
(3'LÜ TAKIM) - (TAKVİYELİ)

CL-0661



8030-8040

427019
GÖTÜRÜCÜ ZİNCİR
(2'Lİ TAKIM) - (TAKVİYELİ)

CL-0662



TC52-TC56

89837403
GÖTÜRÜCÜ ZİNCİR
(TAKIM) - (UZUN) - (TAKVİYELİ)

CL-0663



TX32-TX34

89837257
GÖTÜRÜCÜ ZİNCİR
(TAKIM) - (TAKVİYELİ)

CL-0664



CS5-40

84981401
GÖTÜRÜCÜ ZİNCİR
(TAKIM) - (TAKVİYELİ)

CL-0665



1530-1545

230096
ELEVATÖR ZİNCİRİ
(TANE) - (TAKVİYELİ)



CL-0666



1530-1545

030009
ELEVATÖR ZİNCİRİ
(KESMİK) - (TAKVİYELİ)


CL-0667



8050-8060-8070-8080

398272
ELEVATÖR ZİNCİRİ
(TANE) - (TAKVİYELİ)

CL-0668



8050-8060-8070-8080

398273
ELEVATÖR ZİNCİRİ
(KESMİK) - (TAKVİYELİ)

CL-0669



8055

230098
ELEVATÖR ZİNCİRİ
(TANE) - (TAKVİYELİ)


CL-0670



8055

423639
ELEVATÖR ZİNCİRİ
(KESMİK) - (TAKVİYELİ)

CL-0671



TC56

84018674
ELEVATÖR ZİNCİRİ
(TANE) - (TAKVİYELİ)

CL-0672



TC56

84018672
ELEVATÖR ZİNCİRİ
(KESMİK) - (TAKVİYELİ)

CL-0673



BÜTÜN MODELLER

362738
GÖTÜRÜCÜ ZİNCİR KULAKLI KİLİDİ
(TAKVİYELİ)

CL-0674



BÜTÜN MODELLER

308280
GÖTÜRÜCÜ ZİNCİR KİLİDİ
(TAKVİYELİ)

CL-0675



BÜTÜN MODELLER

308278
GÖTÜRÜCÜ ZİNCİR YARIM EKİ
(TAKVİYELİ)

CL-0676



CX720-CX740-CX760

84444692
GÖTÜRÜCÜ ZİNCİR
(3'LÜ TAKIM) - (TAKVİYELİ)

CL-0677



CS640-CS660

84441578
GÖTÜRÜCÜ ZİNCİR
(4'LÜ TAKIM) - (TAKVİYELİ)



CL-0678



CX720-CX780

84444616
GÖTÜRÜCÜ ZİNCİR
(4'LÜ TAKIM) - (TAKVİYELİ)

CL-0679



CS-CX SERİSİ

ZİNCİR KİLİDİ
(ASA 80-1)

CL-0680



CS-CX SERİSİ

ZİNCİR KİLİDİ YARIM EKİ
(ASA 80-1)

CL-0682



BÜTÜN MODELLER

043278
GÖTÜRÜCÜ VE ELEVATÖR ZİNCİR
ORTA BAKLA - (TAKVİYELİ)

CL-0683



CS-CX SERİSİ

696232
GÖTÜRÜCÜ ZİNCİR KULAKLI KİLİDİ
(TAKVİYELİ)

CL-0684



CS-CX SERİSİ

962609
GÖTÜRÜCÜ ZİNCİR KİLİDİ
(TAKVİYELİ)

CL-0685



CS-CX SERİSİ

962610
GÖTÜRÜCÜ ZİNCİR YARIM EKİ
(TAKVİYELİ)

CL-0686



CX SERİSİ

86595253-86595254
GÖTÜRÜCÜ VE ELEVATÖR ZİNCİR
ORTA BAKLA - (TAKVİYELİ)

CL-0687



BÜTÜN MODELLER

84437298
ELEVATÖR ZİNCİR KULAKLI KİLİDİ
(TAKVİYELİ)

CL-0688



TC56

84320873
TIRMIK PİSTONU
(SOL) - (YATAY İLERLEME)

CL-0689



1530-1545

333160
ARKA DİREKSİYON PİSTONU
(KOMPLE)

CL-0690



8040-8060

378632
ARKA DİREKSİYON PİSTONU
(KOMPLE)



CL-0691



8040-8055

421873
ARKA DİREKSİYON PİSTONU
(ARKASI DELİKLİ)

CL-0692



TC56

9512281
ARKA DİREKSİYON PİSTONU

CL-0693



1500 SERİSİ

376093
HIZ PİSTONU
(KOMPLE)

CL-0694



8000 SERİSİ

398860
HIZ PİSTONU
(KOMPLE)

CL-0695



TC56

84807314
HIZ PİSTONU
(KOMPLE)

CL-0696



1530-8040

368794
TABLA PİSTONU
(KOMPLE)

CL-0697



1545-8060

335028
TABLA PİSTONU
(KOMPLE)

CL-0698



TX32-TX34-TC56

753920
TABLA PİSTONU
(KOMPLE)

CL-0699



1530-1545-8040

386947
DEPO BOŞALTMA PİSTONU
(KOMPLE)

CL-0700



8040-8055-8060

410445
DEPO BOŞALTMA PİSTONU
(KOMPLE)

CL-0701



TX-TF SERİSİ-TC56-TC5070

84017439
DEPO BOŞALTMA PİSTONU
(KOMPLE)

CL-0702



1530-8040

350307
TIRMIK PİSTONU
(SAĞ-SOL) - (ESKİ MODEL)



CL-0703



8040-8055-8060

353027
TIRMIK PİSTONU
(SAĞ-SOL) - (YENİ MODEL)

CL-0704



TC56-5070

84440632
TIRMIK PİSTONU
(SAĞ-SOL)

CL-0705



CS540

84814270
TIRMIK PİSTONU
(SAĞ)

CL-0706



CS540

84814268-84247305
TIRMIK PİSTONU
(SOL)

CL-0707



TC56-TC5070-CS540

84320874
TIRMIK PİSTONU
(SAĞ) - (YATAY İLERLEME)

CL-0708



1530-8040

368794-84068253
TABLA PİSTONU
(YİVLİ)

CL-0709



1545-8060

80335028-421869
TABLA PİSTONU
(YİVLİ)

CL-0710



TC56

753920
TABLA PİSTONU
(YİVLİ)

CL-0711



TC5070

753920
TABLA PİSTONU
(YİVLİ)

CL-0712



CS-CSX SERİSİ

84444496
TABLA PİSTONU
(YİVLİ)

CL-0714



CS540-CS640

84440415
ARKA DİREKSİYON PİSTONU
(SAĞ-SOL) - (ÇİFT PİSTON)

CL-0715



CS540-CS640

84981550
ARKA DİREKSİYON PİSTONU
(TEK PİSTON)



CL-0716



PATOZ İÇİN

ARKA DİREKSİYON PİSTONU

CL-0717



CS SERİSİ

DİREKSİYON PİSTON MİLİ

CL-0718



TC56

DİREKSİYON PİSTON MİLİ
(ESKİ MODEL)

CL-0719



TC56

DİREKSİYON PİSTON MİLİ
(YENİ MODEL)

CL-0720



8055-8060

DİREKSİYON PİSTON MİLİ

CL-0721



1530-1545

DİREKSİYON PİSTON MİLİ

CL-0722



1530-1540-1545

HIZ PİSTON MİLİ


CL-0723



8040-8055-8060

410826
HIZ PİSTON MİLİ

CL-0724



TC56

HIZ PİSTON MİLİ

CL-0725



BÜTÜN MODELLER

DEPO BOŞALTMA PİSTON MİLİ

CL-0726



TC56

TIRMIK PİSTON MİLİ

CL-0727



TC56-TC5070

TABLA PİSTON MİLİ
(SEGMANSIZ)



TARMO A.Ş.

NEW HOLLAND

www.tarmo.com.tr

CL-0728



TX SERİSİ

DİREKSİYON PİSTON MİLİ

CL-0729



8055-TC56-TC57

446984-465046
SARSAK KRANKI

CL-0730



8055-8060-8070-TC56-TC57

391092-465047
SARSAK KRANKI

CL-0731



1530

260174
SARSAK KRANKI

CL-0732



1545

260111
SARSAK KRANKI

CL-0733



8030-8040-TC54

428042
SARSAK KRANKI

CL-0734



8080

387205
SARSAK KRANKI

CL-0735



1540

336853-336852
SARSAK KRANKI

CL-0737



1530-1545

80366286
HİDROLİK POMPA
(ÇİFTLİ) - (BOSCH REXROTH)


CL-0738



8030-8040

80432222
HİDROLİK POMPA
(TEKLİ) - (BOSCH REXROTH)

CL-0739



8055

80445278
HİDROLİK POMPA
(ÇİFTLİ) - (BOSCH REXROTH)

CL-0740



8060-8070-8080

80421596
HİDROLİK POMPA
(TEKLİ) - (BOSCH REXROTH)



CL-0741



TC56-(YENİ MODEL)

89815632
HİDROLİK POMPA
(ÇİFTLİ) - (BOSCH REXROTH)

CL-0742



TC56-(ESKİ MODEL)

89818900
HİDROLİK POMPA
(TEKLİ) - (BOSCH REXROTH)

CL-0743



TC5070

87553667
HİDROLİK POMPA
(ÇİFTLİ) - (BOSCH REXROTH)


CL-0744



CS520-540-640-660-CSX7040

84444862
HİDROLİK POMPA
(ÇİFTLİ) - (BOSCH REXROTH)

CL-0745



CSX7060-CSX7070-CSX7080

84444861-47721581
HİDROLİK POMPA
(ÜÇLÜ) - (BOSCH REXROTH)

CL-0746



BÜTÜN MODELLER

TABLA TÜPÜ RAKORU

CL-0747



BÜTÜN MODELLER

80398263
TABLA TÜPÜ
(55 BAR) - (BOSCH REXROTH)

CL-0748



BÜTÜN MODELLER

80398269
TABLA TÜPÜ
(75 BAR) - (BOSCH REXROTH)

CL-0751



TC56

84018412
TABLA TÜPÜ
(80 BAR) - (BOSCH REXROTH)

CL-0752



CS-CSX

84018325
TABLA TÜPÜ
(70 BAR) - (BOSCH REXROTH)

CL-0753



CS-CSX

84017606
TABLA TÜPÜ - (85 BAR)
(SAĞ-SOL YATAR) - (BOSCH REXROTH)

CL-0754



CS-CSX

84018365
TABLA TÜPÜ - (120 BAR)
(SAĞ-SOL YATAR) - (BOSCH REXROTH)



CL-0755



CS-CSX

84453641

HİDROLİK MERKEZ TÜPÜ
(250 BAR) - (BOSCH REXROTH)

CL-0756




TC-CS-TX-TF SERİLERİ

84023001

HİDROLİK ALT BASINÇ DİLİMİ
(BOSCH REXROTH)

CL-0757



TC-CS-TX-TF SERİLERİ

84053378

HİDROLİK ÜST BASINÇ DİLİMİ
(BOSCH REXROTH)

CL-0758



TC-CS-TX-TF SERİLERİ

84053379

HİDROLİK BASINÇ DİLİMİ
(KELEBEĞİN) - (BOSCH REXROTH)

CL-0759



TC-CS-TX-TF SERİLERİ

84053380

HİDROLİK BASINÇ DİLİMİ
(DOLABIN) - (BOSCH REXROTH)

CL-0760



TC-CS-TX-TF SERİLERİ

84053381

HİDROLİK BASINÇ DİLİMİ
(BOŞALTICININ) - (BOSCH REXROTH)

CL-0762



TC56-TC5070-CS540

84014431

HİDROLİK ALT VALF TAMİR TAKIMI
(BOSCH REXROTH)

CL-0763



TC56-TC5070-CS540

84014433

HİDROLİK VALF TAMİR TAKIMI
(BOSCH REXROTH)

CL-0764



TC56

89510163

HİDROLİK POMPA DİŞLİSİ
(PROFİL TAŞLAMA) - (ESKİ MODEL)

CL-0765



TC56

89515481

HİDROLİK POMPA DİŞLİSİ
(HİDROSTATİKLERDE) - (YENİ MODEL)

CL-0767



BÜTÜN MODELLER

R987237744

HİDROLİK BASINÇ DİLİMLERİ
(KOMPLE)

CL-0769



1530-1545-8040-8060

350584

BIÇAK MASTAR ŞERİDİ
(PERÇİNLİ TİP - 60,5 BIÇAK)



CL-0770



8080

BIÇAK MASTAR ŞERİDİ
(81,5 BIÇAK)

CL-0771



TC56

350584
BIÇAK MASTAR ŞERİDİ
(60,5 BIÇAK) - (CİVATALI TİP)

CL-0772



CS540

BIÇAK MASTAR ŞERİDİ
(68,5 BIÇAK) - (CİVATALI TİP)

CL-0773



517-520

BIÇAK MASTAR ŞERİDİ
(65,5 BIÇAK) - (CİVATALI TİP)

CL-0774



624-627

BIÇAK MASTAR ŞERİDİ
(73,5 BIÇAK) - (CİVATALI TİP)

CL-0775



REV-2150-2860

BIÇAK MASTAR ŞERİDİ
(81 BIÇAK) - (CİVATALI TİP)

CL-0776



9000 SERİSİ

BIÇAK MASTAR ŞERİDİ
(103 BIÇAK) - (CİVATALI TİP)

CL-0777



BÜTÜN MODELLER

384357-84073333
BIÇAK ÜST BASKISI
(326896) - (SAC)

CL-0778



BÜTÜN MODELLER

384357-84073333
BIÇAK ÜST BASKISI
(326896) - (DÖVME)

CL-0779



1500 SERİSİ

338609
ZIPKA BAĞLANTI MASTARI
(L KÖŞEBENT)

CL-0780



8000 SERİSİ

ZIPKA BAĞLANTI MASTARI
(L KÖŞEBENT)

CL-0781



TC SERİSİ

ZIPKA BAĞLANTI MASTARI
(L KÖŞEBENT)



CL-0782



CS-CX SERİSİ

ZIPKA BAĞLANTI MASTARI
(L KÖŞEBENT)

CL-0783



BÜTÜN MODELLER

384358-350499-326896
BIÇAK MASTAR ÜST BAŞ BASKISI
(SFERO)

CL-0784



BÜTÜN MODELLER

BIÇAK MASTAR LAMASI
(ÇELTİK MASTARI İÇİN)

CL-0785



8050-8060-8070-8080

388858
BEŞİKKOLU SALLAMA DEMİRİ
(SOL)

CL-0786



8050-8060-8070-8080

388942
BEŞİKKOLU SALLAMA DEMİRİ
(SAĞ)

CL-0787



1500 SERİSİ

481680
BEŞİKKOLU LASTİK T-DEMİRİ
(İNCE)

CL-0788



8000 SERİSİ

420965
BEŞİKKOLU LASTİK T-DEMİRİ
(KALIN)

CL-0789



8055-8070-8080

388852
BEŞİKKOLU LASTİK U-DEMİRİ
(BÜYÜK)

CL-0790



TC56

89504173
BEŞİKKOLU LASTİK U-DEMİRİ

CL-0791



1530-1545

325066
BEŞİKKOLU LASTİK U-DEMİRİ
(ARKA)

CL-0792



1530-1540-1545-1550

308235
BEŞİKKOLU LASTİK U-DEMİRİ
(SAĞIR ELEK)

CL-0793



1530-1540-1545

325067
BEŞİKKOLU LASTİK U-DEMİRİ
(ÖN)



CL-0794



8055-8060-8070

388851
BEŞİKKOLU LASTİK U-DEMİRİ
(KÜÇÜK)

CL-0795



TC-CS SERİSİ

89813487
BEŞİĞİ SALLAYAN KOL
(SAĞ)

CL-0796



TC-CS SERİSİ

89813488
BEŞİĞİ SALLAYAN KOL
(SOL)

CL-0797



TC-TC 5000 SERİSİ

84041277
BEŞİKKOLU BAĞLANTI DEMİRİ

CL-0798



8050-8060-8070-8080

399613
BOŞALTICI HELEZON BOĞAZI
(SOFRA)

CL-0799



TC52-TC54-TC56

84429843
BOŞALTICI HELEZON BOĞAZI
(SOFRA)

CL-0800



8055-TC56 (1999 SONRASI)

447744
BOŞALTICI HELEZON BOĞAZI
(SOFRA)

CL-0801



TX32-TX34-TF42-TF44

913416
BOŞALTICI HELEZON BOĞAZI
(SOFRA)

CL-0802



TC5070

**BOŞALTICI HELEZON BOĞAZI
(SOFRA)**

CL-0804



8050-8060-8070-8080

420082
BOŞALTICI HELEZON ÇEMBERİ

CL-0805



8030-8040-8055-TC56-TX34

433627
BOŞALTICI HELEZON ÇEMBERİ

CL-0807




8055-8060-8070-8080

916104-920224-916103-916024
BOŞALTICI HELEZON MAFSALLI ŞAFT
(TAKIM)




CL-0810



TC SERİSİ

84032900-84400172
DOLAP TIRMIK SACI
(İÇİ AÇIK)


CL-0811



TC SERİSİ

84032737
DOLAP TIRMIK SACI
(İÇİ ÜÇGEN)

CL-0812



TC SERİSİ

84058667
DOLAP TIRMIK SACI
(İÇİ YUVARLAK)

CL-0813



BÜTÜN MODELLER

334018
DOLAP EKSANTRİK SACI
(İÇİ ÜÇGEN)


CL-0814



BÜTÜN MODELLER

334019
DOLAP EKSANTRİK SACI
(İÇİ YUVARLAK)

CL-0815



TC56-CS SERİSİ

84002761
DOLAP EKSANTRİK SACI
(DIŞI ALTİGEN)

CL-0816



TC56-CS SERİSİ

89838272
DOLAP EKSANTRİK SACI
(DIŞI ALTİGEN İÇİ ÜÇGEN)


CL-0817



1530-8000 SERİSİ

387105
DOLAP TIRMIK AYAR KOLU
(SAĞ)

CL-0818



1530-8000 SERİSİ

387106
DOLAP TIRMIK AYAR KOLU
(SOL)

CL-0819



TC-CS-CSX SERİSİ

84432646
DOLAP TIRMIK AYAR YATAĞI
(KOLLU) - (YUVARLAK)

CL-0820



TC-CS-CSX SERİSİ

84432642
DOLAP TIRMIK AYAR YATAĞI
(DÖRTKÖŞE)

CL-0821



BÜTÜN MODELLER

333346
DOLAP KANADI BAŞLIK SACI



CL-0822



BÜTÜN MODELLER

334017
DOLAP KANADI SACI

CL-0823



BÜTÜN MODELLER

354365
DOLAP KANADI BAŞLIK SACI
(KULAKLI)

CL-0824



8000 SERİSİ

424139
DOLAP KANADI SACI
(KULAKLI)

CL-0825



8000 SERİSİ

424097
DOLAP KANADI SACI
(UCU KAPALI)

CL-0827



8060

396767
DÖNER PANJUR İÇİ TELLİ KASNAK

CL-0828



TC56

89502873
DÖNER PANJUR İÇİ TELLİ KASNAK

CL-0829



TX SERİSİ

9839724
DÖNER PANJUR İÇİ TELLİ KASNAK

CL-0830



8000 SERİSİ

80337618
DÖNER PANJUR İÇİ TELİ
(Ø 2mm)


CL-0831



TC-TX-TF-SERİSİ

9502867
DÖNER PANJUR İÇİ TELİ
(Ø 3mm)


CL-0832



8060

384850
DÖNER PANJUR SOĞUTUCU FIRFIR

CL-0833



TC56

89508836
DÖNER PANJUR SOĞUTUCU FIRFIR

CL-0836



1530-1545

290101
BOĞAZ SAC KASNAĞI
(Ø 42cm)



CL-0837



8030-8040-8055-TC56

290102
BOĞAZ SAC KASNAĞI
(Ø 52cm)

CL-0838



BÜTÜN MODELLER

290103
BOĞAZ SAC KASNAĞI
(Ø 62cm)

CL-0839



BÜTÜN MODELLER

290119-290122
ÜÇ VİDALI SAC KASNAK
(2mm)

CL-0840



8000 SERİSİ-TC56

290122
ÜÇ VİDALI SAC KASNAK
(2 ADET - TAKIM)

CL-0841



PATOZ

426717
ÜÇ VİDALI SAC KASNAK
(Ø 19,50cm)


CL-0842



TC-TX SERİSİ

434227
BEŞİK ÜÇ VİDALI AVARA SAC KASNAK


CL-0843



BÜTÜN MODELLER

80396802
TIRMIK GERİ KASNAĞI
(Ø 45mm)

CL-0844



BÜTÜN MODELLER

80396862
TIRMIK GERİ KASNAĞI
(Ø 52mm)

CL-0846



1530-1540

362749
GÖTÜRÜCÜ PALET - (56,50cm)
(4mm - U - GALVANİZ - EZME)

CL-0847



8000 SERİSİ-CS540-TC56

439178-84981411
GÖTÜRÜCÜ PALET - (72,50cm)
(4mm - U - GALVANİZ - EZME)

CL-0848



1545-1550

362748
GÖTÜRÜCÜ PALET - (70,50cm)
(4mm - U - GALVANİZ - EZME)

CL-0849



8030-8040

422686
GÖTÜR. PALET - (98cm)
(4mm - U - GAL. - ÇİFT DELİK - EZME)



CL-0850



8040-8050-TX30-TC52-TC54

439182

GÖTÜR. PALET - (98cm - 4mm)
(U - GALVA. - TEK DELİK - EZME)

CL-0851



8080

80439181-80388818

GÖTÜRÜCÜ PALET - (75,50cm)
(4mm - U - GALVANİZ - EZME)

CL-0852



CS640

84440367

GÖTÜRÜCÜ PALET - (59,00cm)
(4mm - U - GALVANİZ - EZME)

CL-0853



CX SERİSİ

84077401

GÖTÜRÜCÜ PALET - (72cm - (4mm)
(ÇİFT U - GALVANİZ - EZME)

CL-0854



CX SERİSİ

84440367

GÖTÜR. PALET - (59cm - 4mm)
(ÇİFT U - GALVANİZ - EZME)

CL-0855



8060-8080-CS540-TC56

439178

GÖTÜRÜCÜ PALET - (72,50cm)
(4mm - L - SİYAH - EZME)

CL-0856



CS SERİSİ

84440367

GÖTÜRÜCÜ PALET
(59cm - 4mm - L - SİYAH - EZME)

CL-8560



TX60 SERİSİ-CS6060-CSX7080

84042649-84017779

GÖTÜRÜCÜ PALET
(54,50cm - 5mm - L - SİYAH - EZME)

CL-8561



TX36-TF46

921226-9815836

GÖTÜRÜCÜ PALET
(79cm - 5mm - L - SİYAH - EZME)

CL-8562



8080

80388818-80439181

GÖTÜRÜCÜ PALET
(75,50cm - 5mm - L - SİYAH - EZME)

CL-8563



CX SERİSİ

84076900-87620557

GÖTÜRÜCÜ PALET (58,50cm)
(4mm - U - GALVANİZ - EZME)

CL-8564



CR SERİSİ

87617004

GÖTÜRÜCÜ PALET - (64,50cm - 4mm)
(ÇİFT U - GALVANİZ - EZME)



CL-8565



CR SERİSİ

87617006

GÖTÜR. PALET - (51,2cm - 4mm)
(Çift U - GALVANİZ - EZME)

CL-8566



CASE

84222922

GÖTÜR. PALET - (48,2cm - 6mm)
(U - GALVANİZ - EZME)

CL-8567



CASE

87282650

GÖTÜR. PALET
(63cm - 6mm - U - GALVANİZ - EZME)

CL-8568



CASE

196359A2

GÖTÜR. PALET - (59,4cm)
(6mm - U - GALVANİZ - EZME)

CL-8569



CASE

196360A3

GÖTÜR. PALET - (59,4cm)
(6mm - U - GALVANİZ - EZME)

CL-0857



8060

422385

MAZOT DEPOSU

CL-0858




8080

316623

MAZOT DEPOSU

CL-0859



8030-8040-8055-TCS2-54-56

80427813

TAMBUR YATAĞI
(Ø 50mm) - (DÖRTKÖŞE)

CL-0861




1500-8000-TF SERİSİ

356069-331975

TABLA DOMUZ BURNU
(SAĞ) - (84037593)

CL-0862



1500-8000-TF SERİSİ

353288-335586

TABLA DOMUZ BURNU
(SOL) - (84037592)

CL-0863



BÜTÜN MODELLER

80399601

DEPO BOŞALTICI ŞAFT AKSI SACI

CL-0865



1530-8040-8055

334998

TABLA HELEZON ORTA BORUSU
(KALIN)



CL-0866



1500-8000 SERİSİ

334976

TABLA HELEZON BAĞLANTI SACI
(İNCE)

CL-0867



TC56

84019459

GÖTÜRÜCÜ BAĞLANTI KULAĞI
(SOL)

CL-0868



TC56

84019461

GÖTÜRÜCÜ BAĞLANTI KULAĞI
(SAĞ)

CL-0870



TC5070

TABLA HELEZON ORTA BORUSU
(KALIN)

CL-0871



TC52-TC54-TC56

84004784

HİDROSTATİK TORK AYAK SACI
(SAĞ)

CL-0872



TC52-TC54-TC56

84004783

HİDROSTATİK TORK AYAK SACI
(SOL)

CL-0873



8000-TC SERİSİ

393759

RÜZGARLIK KANAT AYAĞI
(GENİŞ DELİKLİ)

CL-0874



CS-CX SERİSİ

84031906

RÜZGARLIK KANAT AYAĞI

CL-0875




TC5000 SERİSİ-TC55-57

422077

RÜZGARLIK BAĞLANTI SACI

CL-0876



8000-TC SERİSİ

392105-392106-388427
BEŞİK RULMAN TOZ SACI
(3 ADET) - (TAKIM) - (6016)

CL-0877



TX32-TX34-TF42-TF44

441267

RÜZGARLIK KANAT SACI

CL-0878



1500 SERİSİ

200020

BATÖR TAMBUR MİLİ PULU
(Ø 40mm) - (3208)



CL-0879



BÜTÜN MODELLER

200291
BATÖR TAMBUR MİLİ PULU
(Ø 45mm) - (3209)

CL-0880



8060-8070

388669
BATÖR TAMBUR MİLİ PULU
(Ø 50mm) - (3210)

CL-0882



TX SERİSİ

428060
RÜZGARLIK KANAT AYAĞI
(GENİŞ DELİKLİ)

CL-0885



CS SERİSİ

89502822
MOTORBAŞI MİLİ ARA PULU

CL-0886



CS SERİSİ

80037426
MOTORBAŞI MİLİ PULU
(TIRTIRLI)

CL-8862



CX-TC5000 SERİSİ

84444441
ARKA TEKER POYRA KAPAĞI

CL-8863



8070-8080-TC52-54-TX

89593113
HELEZON AYAR SACI
(SAĞ)

CL-8864



8070-8080-TC52-54-TX

89593115
HELEZON AYAR SACI
(SOL)

CL-8865



8000 SERİSİ-TF42-TF44

80391503
BATÖR KAZMASI
(2.BATÖRÜN)

CL-8866



8000 SERİSİ-TF42-TF44

80391504
BATÖR KAZMASI
(2.BATÖRÜN)

CL-8867



8080

80387048
BATÖR KAZMASI
(2.BATÖRÜN)

CL-8868



8080

80387049
BATÖR KAZMASI
(2.BATÖRÜN)



CL-8869



TC-TX60 SERİSİ-TX32-TX34

9515986
BATÖR KAZMASI
(2.BATÖRÜN)

CL-8870



TC-TX60 SERİSİ-TX32-TX34

9515987
BATÖR KAZMASI
(2.BATÖRÜN)

CL-8871



TX SERİSİ-TF46-TF76-TF78

9515988
BATÖR KAZMASI
(2.BATÖRÜN)

CL-8872



TX SERİSİ-TF46-TF76-TF78

9515989
BATÖR KAZMASI
(2.BATÖRÜN)

CL-8879



TC56-CS-CX-TX-TF SERİSİ

9510423
2.BATÖR KAZMA UCU KORUYUCU
SACI - (SULU)

CL-8880



TC56-TF42-TF44-TX SERİSİ

918614
BOĞAZ BORUSU
(SAC)

CL-8881



8000 SERİSİ

80394648
BOĞAZ BORUSU
(SAC)

CL-8882



8030-8040-8080

80388814
BOĞAZ BORUSU
(SAC)

CL-8903



TC50-TC5000-TX60 SERİSİ

84429212-47549585
ARKA TEKER JANTI
(14x20)

CL-8904



TC56-TCX SERİSİ

9835881-47549585
ARKA TEKER JANTI
(14x20)


CL-8918



1540-8050-8060-8070-8080

80387312
BATÖR SACI
(2.BATÖR) - (YARIM AY) - (3 DELİKLİ)

CL-8920



8000-TC SERİSİ

80422159-89815315
BATÖR KAPAĞI
(SAĞ)



CL-8921



8000-TS SERİSİ

80422160-89815317
BATÖR KAPAĞI
(SOL)

CL-8922



8070-8080-TCS2-54-TX

84001297
HELEZON PARMAK KAPAĞI
(ÜST)

CL-8923



8070-8080-TCS2-54-TX

89831583
HELEZON PARMAK KAPAĞI
(YUVARLAK)

CL-8924



8070-8080-TCS2-54-TX

80922305
HELEZON AYAR SACI
(SAĞ)

CL-8925



8070-8080-TCS2-54-TX

80751195
HELEZON AYAR SACI
(SOL)

CL-8927



8000 SERİSİ

80396870
ELEVATÖR KAPAĞI
(GRESÖRLÜKLÜ) - (KÜÇÜK)

CL-8928



BÜTÜN MODELLER

310067
ELEVATÖR KAPAĞI
(GRESÖRLÜKLÜ) - (BÜYÜK)

CL-8929



TC52-54-56-8040-8055

421113
ELEVATÖR KAPAĞI
(GRESÖRLÜKLÜ) - (ORTA)


CL-8931



1530-1545

481756
TAMBUR YARIMAY SACI


CL-8932



8060-70-80

333656-333657
TAMBUR YARIMAY SACI
(SAĞ - SOL) - (KISA - DAR)

CL-8933



8060-70-80

BATÖR YARIMAY SACI
(SAĞ - SOL) - (KISA - GENİŞ)

CL-8934



8055-8060-TCS6

394507
RÜZGARLIK SACI
(UZUN)



CL-8935



8050-8060-8070-8080

80393706-80444331
ELEVATÖR
(TANE)

CL-8936



TC56-TC5060-5070-5080

84018433-84043373
ELEVATÖR
(TANE)

CL-8937



8030-8040-8055

80423752
ELEVATÖR
(TANE)

CL-8938



1530-1545

309515
ELEVATÖR
(TANE)

CL-8939



1540-1550-1550 SÜPER

333456
ELEVATÖR
(TANE)

CL-8945



8050-8060-8070-8080

80388460
ELEVATÖR
(KESMİK)

CL-8946



TC50-TC5000 SERİSİ

89811345-84043157
ELEVATÖR
(KESMİK)

CL-8947



8030-8040-8055

80423453
ELEVATÖR
(KESMİK)

CL-8948



1530-1545

486154
ELEVATÖR
(KESMİK)

CL-8949



1540-1550-1550 SÜPER

80335701
ELEVATÖR
(KESMİK)

CL-8957



8000 SERİSİ-TX34-TX36

393677
ELEVATÖR KAPAĞI
(TANE)

CL-8958



1540-1550-8000 SERİSİ-TR75

350737
ELEVATÖR KAPAĞI
(TANE - KESMİK)




CL-8959



1540-1550-8000 SERİSİ

333423
ELEVATÖR KAPAĞI
(TANE - KESMİK)

CL-8960



TC50-TC5000 SERİSİ

9513370
ELEVATÖR KAPAĞI
(KESMİK)

CL-8964



TC52-54-56-TC5000

84018436
ELEVATÖR BAŞLIĞI
(DEPO İÇİ)

CL-8965



TC56

84017990-89513365
KESMİK ELEVATÖR BORUSU
(UZUN)

CL-8966



CS-CSX-CX SERİSİ-CL6060

87559203
KESMİK ELEVATÖR BORUSU
(UZUN) - (5 SARSAK)

CL-8967



CS640-CS660-CL560

84980613
KESMİK ELEVATÖR BORUSU
(UZUN) - (6 SARSAK)

CL-8968



8055

80447524
KESMİK ELEVATÖR BORUSU
(UZUN)

CL-8969



CS-CSX7000-CX SERİSİ

87368289
KESMİK ELEVATÖR BORUSU
(UZUN)

CL-8970



CS540-CS640-CS660-CL560

84433415
TAMBUR BİÇAĞI
(SET) - (4 ADET)

CL-8971



1545

308347
TAMBUR BİÇAĞI
(SET) - (4 ADET)

CL-8972



8055-TC56

447252
TAMBUR BİÇAĞI
(SET) - (4 ADET)

CL-8973



8040

418262
TAMBUR BİÇAĞI
(SET) - (4 ADET)



CL-8974



8060-8070-TF42-TF44-TX

394369
TAMBUR BIÇAĞI
(SET) - (4 ADET)

CL-8975



CS SERİSİ-CSX7060-CL560

84442315
TAMBUR BIÇAĞI
(SET) - (4 ADET)

CL-8994



8060-8070-TF42-TF44-TX34

80394368
TAMBUR BAĞLANTI V-SACI
(1 ADET)

CL-8995



8080-TX36-TF46

80391506-89508396
TAMBUR BAĞLANTI V-SACI
(DAR DELİKLİ) - (1 ADET)

CL-8996



8080-TX36-TF46

89508396
TAMBUR BAĞLANTI V-SACI
(GENİŞ DELİKLİ) - (1 ADET)

CL-0889



BÜTÜN MODELLER

372981
TIRMIK LAMALI BORU - L

CL-0890



BÜTÜN MODELLER

372978
TIRMIK ŞAPKALI BORU

CL-0891



BÜTÜN MODELLER

333964
TIRMIK DÜZ BORU
(2 DELİKLİ)

CL-0892



TC56

84432661
TIRMIK FİBER KORUYUCU SACI
(KAPALI)

CL-0893



BÜTÜN MODELLER

333963
TIRMIK YAY TUTUCU SACI

CL-0894



8000 SERİSİ

444211
TIRMIK FİBER PULU

CL-0895



BÜTÜN MODELLER

333965
TIRMIK FİBER PULU
(TIRNAKLI)



CL-0896



TC56

84032519

TIRMIK FİBER KORUYUCU SACI
(AÇIK)

CL-0898



BÜTÜN MODELLER

482769

BIÇAK ÜST BASKI ARA SACI

CL-0899



BÜTÜN MODELLER

309169

BIÇAK ALT BASKI SACI

CL-0900



CS-CX-CSX-TX SERİSİ

87755617-84015241

ELEVATÖR GET BAĞLANTI SACI

CL-0901



1530-8040

481595

ELEVATÖR GET BAĞLANTI SACI
(KÜÇÜK)

CL-0902



8000 SERİSİ-TC56

84017656

ELEVATÖR GET BAĞLANTI SACI
(BÜYÜK)

CL-0903



CS-CX-CSX-TX SERİSİ

84018671

ELEVATÖR GET BAĞLANTI SACI

CL-0904



8050-8060-8070-8080

80421901

KESMİK BATÖRÜ
(TIRNAKLI)

CL-0905



8050-8060-8070-8080

80421897

KESMİK BATÖR KAPAĞI
(DİŞLİ)

CL-0906



TX-TF SERİSİ

921724

KESMİK BATÖR KAPAĞI
(DİŞLİ)

CL-0907



TX-TF SERİSİ

9509686-9512669

KESMİK BATÖR KAPAĞI
(DİŞLİ) - (SOL)

CL-0908



TX-TF SERİSİ

9512668

KESMİK BATÖRÜ
(TIRNAKLI) - (SOL)




CL-0909



TX-TF SERİSİ

9512669
KESMİK BATÖRÜ
(TIRNAKLI) - (SAĞ)


CL-0910



CR-CX-TX60 SERİSİ-TF76

84607291-84607293
KESMİK BATÖRÜ
(TIRNAKLI) - (SOL)

CL-0911



CR-CX-TX60 SERİSİ-TF76

84607287-84607289
KESMİK BATÖRÜ
(TIRNAKLI) - (SAĞ)

CL-0912



8000-TX-TF-TC SERİSİ

920224
BOŞALTICI HELEZON ŞAFT GÖVDESİ

CL-0913



8000-TX-TF-TC SERİSİ

916024
BOŞALTICI HELEZON BORU KAYNAKLI
ÇATAL

CL-0914



8000-TX-TF-TC SERİSİ

916103
BOŞALTICI HELEZON BAŞ ÇATALI
(BÜYÜK)

CL-0915



8000-TX-TF-TC SERİSİ

916104
BOŞALTICI HELEZON BAŞ ÇATALI
(KÜÇÜK)

CL-0916



8000-TX-TF-TC SERİSİ

916025
BOŞALTICI HELEZON İSTAVROZU


CL-9160



8000 SERİSİ

80388917
BOĞAZ GÖTÜRÜCÜ ZİNCİR MAKARA
SACI

CL-9161



TC-TX-TF-CX SERİSİ

89503110
BOĞAZ GÖTÜRÜCÜ ZİNCİR MAKARA
SACI

CL-9162



TC56-TX32-TX34-TF42-TF44

9593570
BOĞAZ GÖTÜRÜCÜ ZİNCİR MAKARA
BORUSU - (Ø 25mm)

CL-9163




TC56-CX5090-TX-TF-TC SERİSİ

84011190
BOĞAZ GÖTÜRÜCÜ ZİNCİR MAKARA
BORUSU - (Ø 30mm)



CL-0917



BÜTÜN MODELLER

142694

RULMAN SAC KAPAĞI
(YUVARLAK) - (20'LİK) - PF204

CL-0918



BÜTÜN MODELLER

036853

RULMAN SAC KAPAĞI
(YUVARLAK) - (25'LİK) - PF205

CL-0919



BÜTÜN MODELLER

040697-86620026

RULMAN SAC KAPAĞI
(YUVARLAK) - (30'LUK) - PF206

CL-0920



BÜTÜN MODELLER

036403

RULMAN SAC KAPAĞI
(YUVARLAK) - (35'LİK) - PF207

CL-0921



BÜTÜN MODELLER

RULMAN SAC KAPAĞI - (OVAL)
(2 DELİKLİ) - (20'LİK) - PFL204

CL-0922



BÜTÜN MODELLER

056128-86620026

RULMAN SAC KAPAĞI - (OVAL)
(2 DELİKLİ) - (25'LİK) - PFL205

CL-0923



BÜTÜN MODELLER

RULMAN SAC KAPAĞI - (OVAL)
(2 DELİKLİ) - (30'LUK) - PFL206

CL-0924



BÜTÜN MODELLER

86548970

RULMAN SAC KAPAĞI - (OVAL)
(2 DELİKLİ) - (35'LİK) - PFL207

CL-0925



BÜTÜN MODELLER

043048-84814939

RULMAN SAC KAPAĞI - (ÜÇGEN)
(3 DELİKLİ) - (30'LUK) - PFT206

CL-0926




BÜTÜN MODELLER

410434-80433517

RULMAN SAC KAPAĞI - (ÜÇGEN)
(3 DELİKLİ) - (35'LİK) - PFT207

CL-0927




BÜTÜN MODELLER

80399605

RÜZGARLIK ASKI RULMAN YATAĞI
(30'LUK) - PP206

CL-0928




8055-TC SERİSİ

410433

RÜZGARLIK ASKI RULMAN YATAĞI
(35'LİK) - PP207



CL-0929



CS-CX SERİSİ

748907

RÜZGARLIK ASKI RULMAN YATAĞI
(40'LIK)

CL-0930



BÜTÜN MODELLER

310045-87526988

KEÇESİZ SAC KAPAK
(DERİN) - (1205 RULMAN)

CL-0931



BÜTÜN MODELLER

310046-9511041

KEÇESİZ SAC KAPAK
(DERİN) - (1205 RULMAN)

CL-0932



BÜTÜN MODELLER

310048-9511043

KEÇELİ SAC KAPAK
(DERİN) - (1205 RULMAN)

CL-0933



BÜTÜN MODELLER

310049

KEÇELİ SAC KAPAK
(DERİN) - (1205 RULMAN)

CL-0934



BÜTÜN MODELLER

310051

KEÇELİ SAC KAPAK
(DAR) - (1206 RULMAN)

CL-0935



TC56

84814927-310056

KEÇESİZ SAC KAPAK
(DAR YARIKLI) - (1206 RULMAN)

CL-0936



BÜTÜN MODELLER

310085

KEÇELİ SAC KAPAK
(GENİŞ) - (1206 RULMAN)

CL-0938



CS-CSX-CX-TC SERİSİ

84814926

KEÇESİZ SAC KAPAK
(YARIKSIZ) - 1206 RULMAN) - (DAR)

CL-0939



TC56

388254

MOTORBAŞI MİL RULMAN TOZ
KAPAĞI

CL-0940



1530-1545-8030-8040

310018

ÇOLAK AKS RULMAN TOZ KAPAĞI
(51109)

CL-0941



TC56-8000-TX-CS SERİSİ

357733

ÇOLAK AKS TOZ KAPAĞI



CL-0942




TC56-8000-TX-CS SERİSİ

357732

ÇOLAK AKS TABAN RULMAN TOZ
YATAĞI - (51111) - (ÇELİK)

CL-0943




1530-1545-8030-8040

200034

ÖN AKS KEÇE YATAĞI

CL-0944



1550-8055-8060-TC56

353158

ÖN AKS KEÇE YATAĞI

CL-0945




8060-8080-TF-TX SERİSİ

427252-445050

BUĞDAY ELEVATÖR TOZ KAPAĞI

CL-0946



8000-TC-TX-CX SERİSİ

445397

ARKA TEKER POYRA KAPAĞI

CL-09460




8040-8055-TC52-54-56

80423691

KEÇELİ SAC KAPAK
(1205) - (DÜZ)

CL-9461



8000-TX-TF SERİSİ

310058-396868

ELEVATÖR TOZ SACI - (1205)
(TAKIM) - (396867-399871)

CL-9462



CS-CX-CSX7000 SERİSİ

84981540

TANE ELEVATÖR TOZ SACI

CL-0947



BÜTÜN MODELLER

370950

YÜRÜTÜCÜ KASNAK BURCU
(130x123x30mm)

CL-0948



BÜTÜN MODELLER

370950

YÜRÜTÜCÜ KASNAK BURCU
(130x121x30mm)

CL-0949



BÜTÜN MODELLER

370950

YÜRÜTÜCÜ KASNAK BURCU
(132x122x30mm)

CL-0950




BÜTÜN MODELLER

370950

YÜRÜTÜCÜ KASNAK BURCU
(140x122x30mm)



CL-0951



BÜTÜN MODELLER

370950
YÜRÜTÜCÜ KASNAK BURCU
(ORIJİNAL)

CL-0952



1530-1545-8030-8040

210031
AKS BURCU
(50x45x30mm)

CL-0953



8055-8060

357016
AKS BURCU
(57x52x30mm) - (İNCE)

CL-0954



8055-8060

357016
AKS BURCU
(60x52x30mm) - (KALIN) - (ÖZEL)

CL-0955



TC56

84062271
AKS BURCU
(57x52x40mm) - (NOKTALI)

CL-0956



TC56

84062271
AKS BURCU
(57x52x40mm) - (ORIJİNAL)

CL-0957



CX-CS-CSX SERİSİ

87371944
ARKA AKS BURCU
(75x65x50mm) - (FİBER) - (ORIJİNAL)

CL-0958



1500 SERİSİ-8040-TC56

210069
ARKA DİNGİL BURCU
(40x35x40mm) - (İNCE)

CL-0959



1500 SERİSİ-8040-TC56

210069
ARKA DİNGİL BURCU
(44x35x45mm) - (ORTA) - (ÖZEL)

CL-0960



1500 SERİSİ-8040-TC56

210069
ARKA DİNGİL BURCU
(47x35x50mm) - (KALIN) - (ÖZEL)

CL-0961



8000 SERİSİ-TX32

357500
ARKA DİNGİL BURCU
(50x40x50mm) - (KALIN)

CL-0962



8000 SERİSİ-TX32

394768
ARKA DİNGİL BURCU
(40x50x70mm) - (KALIN)



CL-0963



TC56

89507803
ARKA DİNGİL BURCU
(60x50x70mm)

CL-0964



TC56

89507804
ARKA DİNGİL BURCU
(60x50x45mm)

CL-0965



1500 SERİSİ-8040-8060

210025
DEBRİYAJ ÇATAL BURCU
(25x22x15mm)

CL-0966



1500 SERİSİ-8040-8060

210025
AVARA KASNAK BURCU
(28x25x25mm) - (KISA)

CL-0967



8000 SERİSİ-TX32-TC56

420434
TAMBUR BASKI KOL BURCU
(34x30x20mm)

CL-0968



BÜTÜN MODELLER

332685
AVARA KASNAK BURCU
(25x20x55mm) - (UZUN)

CL-0969



1500 SERİSİ

210089
DİREKSİYON MİL BURCU
(28x25x15mm)

CL-0970



1530-1545-8030-8040

210087
BOŞALTICI HELEZON BURCU
(39x35x40mm)

CL-0971



1530-1545-8030-8040

040054
BOŞALTICI İÇ YATAK BURCU
(72x35x40mm) - (YUVARLAK)

CL-0972



1530-1545

210022-420410
BASKI KOL BURCU
(34x30x30mm) - (KISA)

CL-0973



1530-1545

210022
BASKI KOL BURCU
(35x30x60mm) - (UZUN) - (ÖZEL)

CL-0974



8000 SERİSİ

397608
YÜRÜTÜCÜ ÇATAL BURCU
(38x31x40mm)



CL-0975



BÜTÜN MODELLER

AVARA KASNAK BURCU
(25x20x20mm)

CL-0976



1520-1530-8030-8040

382974
GERGİ KASNAK KOL BURCU
(24x20x24mm)

CL-0977



BÜTÜN MODELLER

210015-210024
BURÇ
(23x20x15mm)

CL-0978



1530-1545

210090
ELEVATÖR TOPUZ BURCU
(45x30x33mm)

CL-0979



TC-CS SERİSİ

BATÖR DEVİR MOTOR BURCU
(18X16X24mm)


CL-0980



CS-CX SERİSİ

84439254
DİNGİL BURCU
(50x40x50mm) - (FİBER) - (ORİJİNAL)

CL-0981



8060-8080-CS520-TC-TX

922092
ŞAPKALI AKS BURCU
(112x100x40mm)

CL-09810



TC-CS-CSX SERİSİ

HİDROSTATİK ALT MOTOR BURCU
(42x38x30mm) - (100cc)

CL-09811



TC56

84042136
HİDROSTATİK POMPA BURCU
(40x35x30) - (ORİJİNAL)

CL-09812



TX36-TC-CX-CS-CSX

9514038
İSTAVROZ DIŞLI BURCU
(32x28x30mm)

CL-09813



BÜTÜN MODELLER

382975
AVARA KASNAK BURCU
(28x25x15mm)

CL-09814



TC56-TC5070

HİDROLİK POMPA BAĞLANTI BURCU




CL-0982



BÜTÜN MODELLER

350458-86512446
ZIPKA CİVATASI
(30mm) - (KISA) - (GARANTİLİ)


CL-0983



BÜTÜN MODELLER

350459
ZIPKA CİVATASI
(40mm) - (UZUN) - (GARANTİLİ)

CL-0984



TC56

89833222
ZIPKA CİVATASI
(35mm) - (KISA)

CL-0985



TC56

86512425
ZIPKA CİVATASI
(45mm) - (UZUN)

CL-0986



BÜTÜN MODELLER

046436
BIÇAK PERÇİNİ
(KISA) - 1 KG

CL-0987



1500 SERİSİ-8040-8055-8070

065474
BIÇAK PERÇİNİ
(UZUN) - 1 KG

CL-0988



TC56

046436
BIÇAK CİVATASI
(M5x15mm) - (ORİJİNAL SOMUNLU)

CL-0989



TC56

065474
BIÇAK CİVATASI
(M5x30mm) - (ORİJİNAL SOMUNLU)

CL-0990



TC56

84429099-84429102
MASTARBAŞI CİVATASI
(M6x15mm) - (ORİJİNAL SOMUNLU)

CL-0991



TC56

84429100-84429102
MASTAR ROT CİVATASI
(M6x22mm) - (ORİJİNAL SOMUNLU)

CL-0992



TC56

84429101-84429102
MASTAR ROT CİVATASI
(M6x28mm) - (ORİJİNAL SOMUNLU)

CL-0993



BÜTÜN MODELLER

359726
J CİVATA
(SOMUNLU)



CL-0994



BÜTÜN MODELLER

HELEZON SAC CİVATASI
(M8x16mm)

CL-0995



BÜTÜN MODELLER

120104
HELEZON SAC CİVATASI
(M8x20mm)

CL-0996



BÜTÜN MODELLER

120161
HELEZON SAC CİVATASI
(M8x25mm)

CL-0997



BÜTÜN MODELLER

120105
HELEZON SAC CİVATASI
(M8x30mm)

CL-0998



BÜTÜN MODELLER

120106
HELEZON SAC CİVATASI
(M8x45mm)

CL-0999



BÜTÜN MODELLER

385376
BATÖR LAMA CİVATASI
(SOMUNLU)

CL-1000



1530-1545

337561-337532
ÖN BİJON
(BÜYÜK SOMUNLU)

CL-1001



1500-8000 SERİSİ-TX32-TC56

330291
ÖN BİJON
(BÜYÜK SOMUNLU)

CL-1002



8000 SERİSİ-TX32-TC56

445763
ARKA TEKER BİJONU

CL-1003



TC SERİSİ

89835360
ARKA TEKER BİJONU
(KÜÇÜK)

CL-1004



CS SERİSİ

418817-748960
ARKA TEKER BİJONU

CL-1005



1500 SERİSİ

120121
ARKA TEKER BİJONU



CL-1006



BÜTÜN MODELLER

354307
TABLA EMNİYET L CİVATASI

CL-9500



TC52-54-8000-TX SERİSİ

80447598
TIRMIK PİSTON AYAR CİVATASI
(UCU GÖZLÜ)

CL-9501



8030-8040-8055-TC52-54-56

417749
BATÖR KASNAK AYAR CİVATASI
(UCU GÖZLÜ)

CL-9502



8030-8040-8055-TC SERİSİ

333115
TAMBUR KASNAK AYAR CİVATASI
(UCU GÖZLÜ)

CL-9503



BÜTÜN MODELLER

350617
TABLA KELEBEK CİVATASI
(UZUN)

CL-9504



BÜTÜN MODELLER

110055
TABLA KELEBEK CİVATASI
(KISA)


CL-9505



BÜTÜN MODELLER

100016
ZIPKA CİVATA SOMUNU
(KONTRALI) - (M10) - (1.KALİTE)

CL-9506



BÜTÜN MODELLER

100016
ZIPKA CİVATA SOMUNU
(FİBERLİ) - (M10) - (2.KALİTE)

CL-9507



BÜTÜN MODELLER

84429102
MASTAR ROT CİVATA SOMUNU
(M6)

CL-9508



CS-CSX7000-CX SERİSİ

84072854
BATÖR KASNAK SAPLAMASI

CL-1007



1530-1545

334972
HELEZON PARMAĞI
(Ø 4mm) - (14'LÜK)

CL-1008



1530-1545

334972
HELEZON PARMAĞI
(Ø 6mm) - (14'LÜK)



CL-1009



1530-1545

334972

HELEZON PARMAĞI - (Ø 4mm)
(14'LÜK) - (KADMIYUMLU) - (SULU)

CL-1010



1530-1545

334972

HELEZON PARMAĞI - (Ø 6mm)
(14'LÜK) - (KADMIYUMLU) - (SULU)

CL-1011



8000 SERİSİ-TC56

434909-740352

HELEZON PARMAĞI
(Ø 4mm) - (16'LIK)

CL-1012



8000 SERİSİ-TC56

434909-740352-84000121

HELEZON PARMAĞI - (Ø 4mm)
(16'LIK) - (KADMIYUMLU) - (SULU)

CL-1013



8000 SERİSİ-TC56

434909-740352-84000121

HELEZON PAR. - (Ø 4mm) - (16'LIK)
(KADMIYUMLU) - (SEGMANLI)

CL-1014



8000 SERİSİ-TC56

434909-740352

HELEZON PARMAĞI
(Ø 6mm) - (16'LIK) - (84000121)

CL-1015



8000 SERİSİ-TC56

434909-740352

HELEZON PARMAĞI - (Ø 6mm)
(16'LIK) - (KADMIYUMLU) - (SULU)

CL-1016



8000 SERİSİ-TC56

434909-740352

HEL. PAR. - (Ø 6mm) - (16'LIK)
(KADMIYUMLU) - (SEGMANLI)

CL-1017



8000 SERİSİ-TC56

434909-740352

HELEZON PARMAĞI
(Ø 4mm) - (16'LIK) - (PLASTİK)

CL-1018




8000 SERİSİ-TC56

434909-740352

HELEZON PARMAĞI
(Ø 6mm) - (16'LIK) - (PLASTİK)

CL-1019




8070-8080-TX32-TX34

80740603

HELEZON PARMASACI
(Ø 16mm) - (BURÇLU) - (TAKIM)

CL-1020



1500 SERİSİ-8000 SERİSİ

324799

HELEZON PARMASACI
(Ø 14mm) - (BURÇLU) - (TAKIM)



CL-1021



8070-8080-TX32-TX34

80740600
HELEZON PARMAK AŞIĞI
(Ø 16mm) - (SULU)

CL-1022



1500-8000 SERİSİ

320817
HELEZON PARMAK AŞIĞI
(Ø 14mm) - (SULU)

CL-1023



BÜTÜN MODELLER

120259
ÖN BOĞAZ CİVATASI
(ALYAN BAŞLI)

CL-1025



8050-8055-8060

379278
ŞANZIMAN KAPAK CONTASI
(ÜST) - (TAKIM)

CL-1026



1500 SERİSİ-8030-8040

89511033
ŞANZIMAN KAPAK CONTASI
(ÜST) - (TAKIM)

CL-1027



8000 SERİSİ

420393
FREN DIŞ KAPAK CONTASI

CL-1028



1500 SERİSİ

FREN DIŞ KAPAK CONTASI

CL-1029



BÜTÜN MODELLER

220041-420392
FREN ÇANAK CONTASI


CL-1030



BÜTÜN MODELLER

80220043
FREN TABLA CONTASI

CL-1031



BÜTÜN MODELLER

322067-420462
KAMALI MİL YATAK CONTASI

CL-1032



8000 SERİSİ

DEVİRDAİM CONTASI

CL-1033



1500 SERİSİ

365333
DEVİRDAİM CONTASI



TARMO A.Ş.

NEW HOLLAND

www.tarmo.com.tr

CL-1034



8000 SERİSİ

80426164

DEBRİYAJ MUHAFAZA CONTASI

CL-1035



1500 SERİSİ

322066-80420463

DEBRİYAJ MUHAFAZA CONTASI

CL-1036



8000 SERİSİ

80388123

ELEVATÖR ŞANZIMAN KAPAK
CONTASI

CL-1037



TX-TF SERİSİ

428639

ELEVATÖR ŞANZIMAN KAPAK
CONTASI

CL-1042



8040-TC54

80423684

KESMİK ELEVATÖR HELEZONLU MİL
(KOMPLE)

CL-1043



8050-8060-8070-8080

422377

KESMİK ELEVATÖR HELEZONLU MİL
(KOMPLE)

CL-1044



TC56-8055

80447529

KESMİK ELEVATÖR HELEZONLU MİL
(KOMPLE)

CL-1045



CS540-CS640-CS6050

84981177

KESMİK ELEVATÖR HELEZONLU MİL
(194cm) - (KOMPLE)

CL-1046



8055-TC56

84018016

KESMİK ELEVATÖR HELEZONLU MİL
(KOMPLE)

CL-1047



8055-TC56

80447526

TANE ELEVATÖR HELEZONLU MİL
(KOMPLE)

CL-1048



8040-TC54

423687

TANE ELEVATÖR HELEZONLU MİL
(KOMPLE)

CL-1049



8050-8060-8070

80422375

TANE ELEVATÖR HELEZONLU MİL
(KOMPLE)



TARMO A.Ş.

NEW HOLLAND

www.tarmo.com.tr

CL-1050



84023595

TANE ELEVATÖR HELEZONLU MİL
(KOMPLE)

CL-1051



80451479

TANE ELEVATÖR HELEZONLU MİL
(Ø 35mm) - (KOMPLE)

CL-1052



84980638

TANE ELEVATÖR HELEZONLU MİL
(KOMPLE)

CL-1053



89514052

KES. ELEVATÖR HELEZONLU MİL
(197cm) - (BATÖRE DÖKEN)

CL-1054



KES. ELEVATÖR HELEZONLU MİL
(194cm) - (BATÖRE DÖKEN)

CL-1055



80387897

DEPOYA YÜKLEME HELEZONLU MİL
(KOMPLE)

CL-1056



84018087

DEPO İÇİ HELEZONLU MİL
(ÜST)

CL-1057



80447222

DEPO İÇİ HELEZONLU MİL
(ALT) - (KALIN)

CL-1058



84981168

KESMİK ELEVATÖR HELEZONLU MİL
(BATÖRE DÖKEN)

CL-1059



338425

HELEZON KRANK MİLİ
(Ø 20mm)

CL-1060



434321

HELEZON KRANK MİLİ
(Ø 30mm)

CL-1061



740565

HELEZON KRANK MİLİ
(Ø 35mm) - (FREZELİ)



CL-1062



TC56-CS

740879
HELEZON KRANK MİLİ
(UZUN BOY) - (KAMALI)

CL-1063



TC56-CS

740374
HELEZON KRANK MİLİ
(ORTA BOY)

CL-1064



TC56-CS

740380
HELEZON KRANK MİLİ
(KISA BOY) - (FREZELİ)

CL-1065



TC56-CS

740373
HELEZON BAŞLIK MİLİ
(FREZELİ) - (SOL BAŞ)

CL-1066



CS540-CS640-CS660

740644
HELEZON KRANK MİLİ
(99cm)

CL-1067



CS540-640-660-TX SERİSİ

740646
HELEZON KRANK MİLİ
(UZUN) - (FREZELİ)

CL-1068



TC56-CS SERİSİ

84032891
HELEZON DİŞLİ GÖBEK MİLİ
(ŞAPKALI) - (YİVLİ)

CL-1069



TC56-CS SERİSİ

84061080-9593577
HELEZON DİŞLİ GÖBEK MİLİ
(ŞAPKALI) - (YİVSİZ)

CL-1070



CS-CSX7000 SERİSİ

84983012
KESMİK ELEVATÖR HELEZONLU MİL
(KOMPLE)

CL-1071



CS-CX-CSX7000 SERİSİ

84980646
KESMİK ELEVATÖR HELEZONLU MİL
(KOMPLE)

CL-1072



CS6070-CSX-CX SERİSİ

87521929
TANE ELEVATÖR HELEZONLU MİL
(KOMPLE)

CL-1073



CS SERİSİ-CSX7000 SERİSİ

84992855
DEPO İÇİ YARIM HELEZONLU MİL
(KOMPLE)



CL-1074



CS-CX-CSX7000 SERİSİ

84982323

KESMİK ELEVATÖR HELEZONLU MİL
(BATÖRE DÖKEN)

CL-1097



TC SERİSİ

89833807

BIÇAKKOLU TABLA ŞAFTI
(60,50cm)

CL-1098



TC SERİSİ

89833808

BIÇAKKOLU TABLA ŞAFTI
(68,50cm)

CL-1099



TC SERİSİ

47818200

BIÇAKKOLU TABLA ŞAFTI
(68,50cm) - (İNCE FREZE)

CL-1100



610cm ÜZERİ TABLALAR

84400456

BIÇAKKOLU TABLA ŞAFTI
(110cm) - (KALIN FREZE)

CL-1101



610cm ÜZERİ TABLALAR

87733633

BIÇAKKOLU TABLA ŞAFTI
(110cm) - (İNCE FREZE)

CL-1109



1530-1540-1545

334016

TIRMIK YAYI

CL-1110



8000-TC-CS SERİSİ

435428-433415

TIRMIK YAYI
(89819750)

CL-1111



BÜTÜN MODELLER

357295

FREN DİSK YAYI
(SALYANGOZ)

CL-1112



BÜTÜN MODELLER

180035

FREN VE DEBRİYAJ YAYI

CL-1113



BÜTÜN MODELLER

180037

GAZ KOLU YAYI

CL-1114



BÜTÜN MODELLER

334054

DOLAP KELEBEK KASNAK BASKI YAYI



CL-1115



BÜTÜN MODELLER

180039
BASKI KOLU GERĞİ YAYI


CL-1116



BÜTÜN MODELLER

354085
GÖTÜRÜCÜ BOĞAZ YAYI
(UZUN)


CL-1117



BÜTÜN MODELLER

180088
HARMANLAMA GERĞİ YAYI

CL-1118



BÜTÜN MODELLER

322270
TABLA HELEZON DİŞLİ BASKI YAYI

CL-1119



BÜTÜN MODELLER

332415-180062
KONTRBATÖR ŞİŞİ

CL-1120



BÜTÜN MODELLER

486748
KONTRBATÖR TELLERİ
(Ø 3,5mm) - (1 kg)

CL-1121



BÜTÜN MODELLER

486748
KONTRBATÖR TELLERİ
(Ø 4mm) - (1 kg)

CL-1122



1500 SERİSİ

392328
BASKI KOL YAYI

CL-1123



8000 SERİSİ-TC SERİSİ

80426325
BASKI KOL YAYI

CL-1124



BÜTÜN MODELLER

338047
SAP KALDIRICI

CL-1125



BÜTÜN MODELLER

740591
PARMAK T FİBERİ KOPİLYASI

CL-1126



TC52-54-56-TC5060-TX34

446622
EL FREN TELİ



CL-1127



1530-1540-1545-1550

393219
EL FREN TELİ

CL-1128



8030-8040-8055

447024
GAZ TELİ
(KISA) - (YENİ MODEL)

CL-1129



1530-1545

365675
GAZ TELİ
(KISA)

CL-1130



8030-8040

427527
GAZ TELİ
(UZUN)

CL-1131



TC56

89513832
GAZ TELİ
(YENİ MODEL)

CL-1132



CS520-CS540-CS640

84334446
GAZ TELİ

CL-1133



1500 SERİSİ

323472
STOP TELİ
(KISA)

CL-1134



8030-8040

433323
STOP TELİ
(UZUN)

CL-1135



8055-ESKİ MODEL

80454808
STOP TELİ

CL-1136



TX32-TX34-TX36-TC56

918866
STOP TELİ

CL-1137



8055-YENİ MODEL

89507658
STOP TELİ

CL-1138



8050-8060-8070-8080

80432773
STOP TELİ



CL-1139



1530-1545

360879
DEVİR TELİ
(ESKİ MODEL)

CL-1140



8030-8040

431579-450263
DEVİR TELİ
(YENİ MODEL)

CL-1141



8050-8060-8070-8080

393699
DEVİR TELİ

CL-1142



1540-1550

337520
DEVİR TELİ

CL-1143



CS-CX-CSX-TC SERİSİ

84004404
EL FREN TELİ

CL-1144



8060-8070-8080

354146
HİDROSTATİK MİLİ TELİ
(SİRAL)

CL-1145



TC52-TC54-TC56

89819135
HİDROSTATİK TELİ
(SİRAL)

CL-1146



CS540-CS640

84807922
HİDROSTATİK TELİ
(SİRAL)

CL-1147



TF-36-TF42

9515520
HİDROSTATİK TELİ
(SİRAL)

CL-1149



8060-8070-8080

354146
HİDROSTATİK TELİ
(SİRAL) - (ORİJİNAL MALZEMELİ)

CL-1150



TC52-TC54-TC56

89819135
HİDROSTATİK TELİ
(SİRAL) - (ORİJİNAL MALZEMELİ)

CL-1151



CS540-CS640

84807922
HİDROSTATİK TELİ
(SİRAL) - (ORİJİNAL MALZEMELİ)



CL-1152



TF-36-TF42

9515520
HİDROSTATİK TELİ
(SİRAL) - (ORİJİNAL MALZEMELİ)

CL-1153



TX66-TX68

HİDROSTATİK TELİ
(SİRAL) - (ORİJİNAL MALZEMELİ)

CL-1156



1500 SERİSİ

350302
TIRMIK PİSTONU SİRAL HORTUMU
(34cm)

CL-1157



BÜTÜN MODELLER

160164
TABLA PİSTON HORTUMU
(41cm)

CL-1158



BÜTÜN MODELLER

335005
TABLA BAĞLANTI ŞIK ŞIK HORTUMU

CL-1159



1530-1545-8040-TC56

160163
DİREKSİYON PİSTON HORTUMU
(95cm)

CL-1160



BÜTÜN MODELLER

338009
DİREKSİYON PİSTON HORTUMU
(95cm)

CL-1161



1530-1540-1545

334178
YAĞ SOĞUTUCU HORTUMU
(58cm)

CL-1162



1540-1545

350310
YAĞ SOĞUTUCU HORTUMU
(68cm)

CL-1163



1540-1550-1550S

362529
HİDROLİK POMPA SİRAL HORTUMU
(32cm)

CL-1164



8000 SERİSİ-TX32

426397
HİDROLİK POMPA SİRAL HORTUMU
(42cm)

CL-1165



BÜTÜN MODELLER

326081
KARTER YAĞ BOŞALTMA HORTUMU



CL-1166



8050-8060-8070-8080

433108
3'LÜ VALF GİRİŞ HORTUMU

CL-1167



1500 SERİSİ-8070-8080

335005
HELEZON PİSTON SİRAL HORTUMU
(53cm)

CL-1168



1530-1540-1545-1550-1550S

350302
TIRMIK PİSTONU SİRAL HORTUMU

CL-1169



TC56

TIRMIK PİSTONU
(SİRAL HORTUM) - (124cm)


CL-1170



BÜTÜN MODELLER

89832189-353025
TIRMIK İTİCİ HORTUMU


CL-1171



1530 -1545

324236
RADYATÖR HORTUMU
(ÜST)


CL-1172



1530-1545-8060

190076
RADYATÖR HORTUMU
(ALT)

CL-1173



8050-8055-8060

443616
RADYATÖR HORTUMU
(ALT)


CL-1174



8030-8040-8055

439702
RADYATÖR HORTUMU
(ÜST)

CL-1175



1545

190078
HAVA FİLTRE HORTUMU
(YARI AÇIK)

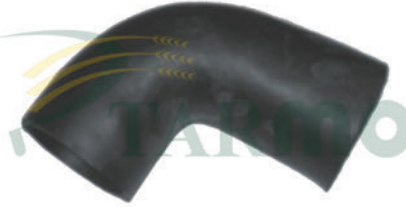
CL-1176



1520-1530-1540-1545

332104
HAVA FİLTRE HORTUMU
(KAPALI DİRSEK)

CL-1177



8055-8060

398133
HAVA FİLTRE HORTUMU
(YARI AÇIK)




CL-1178



8055-8060

190118
HAVA FİLTRE HORTUMU
(KAPALI DİRSEK)

CL-1179



8030-8040-8055

439703
RADYATÖR HORTUMU
(ÜST)

CL-1180



TC56

89832675
RADYATÖR HORTUMU
(ALT)

CL-1181



TC56

89833903
RADYATÖR HORTUMU
(ÜST)

CL-1182



TC56

84018351
RADYATÖR HORTUMU
(ALT) - (YENİ MODEL)

CL-1183



TC56

89833790
RADYATÖR HORTUMU
(ÜST) - (YENİ MODEL)


CL-1184



TC56-TC5080-TX36-CS SERİSİ

9512067
HİDROLİK POMPA HORTUMU

CL-1185



8000 SERİSİ

397101
PANJUR LASTİK TAKOZU

CL-9535



TC-TC5000 SERİSİ

89511620
BATÖR RULMAN YATAK GRES
HORTUMU

CL-1186



BÜTÜN MODELLER

170034
HELEZON KRANK MİLİ KAMASI
(6x6x28mm)

CL-1187



BÜTÜN MODELLER

KAMA
(6x6x50mm)

CL-1188



BÜTÜN MODELLER

360956
BIÇAKKOLU ŞANZİMAN EKSANTİRİĞİ
KAMASI - (7x8x20mm)



CL-1189



BÜTÜN MODELLER

360956
BIÇAKKOLU ŞANZIMAN EKSANTİRİĞİ
KAMASI - (7x8x22mm)

CL-1190



BÜTÜN MODELLER

170043
ELEVATÖR MİLİ KAMASI
(KESMİK & TANE - 7x8x25mm)

CL-1191



BÜTÜN MODELLER

170006
ELEVATÖR MİLİ KAMASI
(KESMİK & TANE - 7x8x28mm)

CL-1192



BÜTÜN MODELLER

170030
ELEVATÖR MİLİ KAMASI
(KESMİK & TANE - 7x8x32mm)

CL-1193



BÜTÜN MODELLER

170007
DOLAP KASNAK MİLİ KAMASI
(7x8x36mm)

CL-1194



BÜTÜN MODELLER

170008
BEŞİK MİLİ KAMASI
(7x8x40mm)

CL-1195



BÜTÜN MODELLER

170009
KUSTURUCU MİLİ KAMASI
(7x8x45mm)

CL-1196



BÜTÜN MODELLER

170010
BOĞAZ SARSAK KASNAĞI KAMASI
(7x8x50mm)

CL-1197



BÜTÜN MODELLER

KAMA
(7x8x60mm)

CL-1198



BÜTÜN MODELLER

170011
HELEZON MİLİ KAMASI
(DÖRTKÖŞE - 7x8x70mm)

CL-1199



BÜTÜN MODELLER

170035
KAMA
(7x8x90mm)

CL-1200



BÜTÜN MODELLER

170035
RÜZGARLIK MİLİ KAMASI
(7x8x100mm)



CL-1201



BÜTÜN MODELLER

170050
DOLAP MİLİ KAMASI
(UZUN - 8x10x36mm)

CL-1202



BÜTÜN MODELLER

354775
BIÇAKKOLU KAPLIN KAMASI
(8x10x40mm)

CL-1203



BÜTÜN MODELLER

170051
BIÇAKKOLU ŞANZIMAN ÇATAL
KAMASI - (8x10x45mm)

CL-1204



BÜTÜN MODELLER

170012
RÜZGARLIK KASNAĞI TAMBUR
KAMASI - (8x10x50mm)

CL-1205



BÜTÜN MODELLER

330688
KAMA
(8x10x160mm)

CL-1206



8060-8070-8080

395518
RÜZGARLIK MİLİ KAMASI
(8x10x175mm)

CL-1207



BÜTÜN MODELLER

353711
ARKA AKS KAMASI
(8x12x32mm)

CL-1208



BÜTÜN MODELLER

170016
BATÖR VE KUYRUK MİLİ KAMASI
(8x12x80mm)

CL-1209



BÜTÜN MODELLER

170062
BATÖR VE TAMBUR MİLİ KAMASI
(8x12x140mm)

CL-1210



BÜTÜN MODELLER

170012
BATÖR VE DAR KASNAK KAMASI
(8x12x155mm)

CL-1211



BÜTÜN MODELLER

330688
BATÖR MİLİ KAMASI
(8x12x160mm)

CL-1212



BÜTÜN MODELLER

170019
DEBRİYAJ DİSKİ VE BATÖR KOLU
KAMASI - (9x14x40mm)



CL-1213



BÜTÜN MODELLER

323624

BATÖR VE TAMBUR MİLİ KAMASI
(9x14x64mm)

CL-1214



BÜTÜN MODELLER

170047

TAMBUR KAMASI
(9x14x140mm)

CL-1215



CS SERİSİ

84440660

MOTORBAŞI KUYRUK MİLİ KAMASI
(9x14x159mm)

CL-1216



TC56

BOŞALTICI HELEZON MAFSAL
KAMASI - (10x8x70mm)

CL-1217



TC56-CS SERİSİ

412457

MOTORBAŞI KUYRUK MİLİ KAMASI
(14x9x100mm)

CL-1218



CSX SERİSİ-CX SERİSİ

84460806

MOTORBAŞI KUYRUK MİLİ KAMASI
(16x9x70mm)

CL-1219



CS-CR-TF-TX SERİSİ

170066

KAMA
(9x14x50mm)

CL-1220



CS-CR-TF-TX SERİSİ

306248

KAMA
(9x14x90mm)

CL-1221



CS-CR-TF-TX SERİSİ

365612

KAMA
(9x14x110mm)

CL-1222



BÜTÜN MODELLER

170023

BOŞALTICI SARSAK KAMASI
(8x10x48mm) - (BURUNLU)

CL-1223



BÜTÜN MODELLER

170025

BOŞALTICI SARSAK KAMASI
(8x10x60mm) - (BURUNLU)

CL-1224



BÜTÜN MODELLER

333228

GÖTÜRÜCÜ DİŞLİ KAMASI
(10x12x50mm) - (BURUNLU)



CL-1225



BÜTÜN MODELLER

420026
TABLA TIRMIK KOLU KAMASI
(10x12x60mm) - (BURUNLU)

CL-1226



BÜTÜN MODELLER

170045
TAMBUR U SACI KAMASI
(9x14x60mm) - (BURUNLU)

CL-1227



BÜTÜN MODELLER

412241
BOĞAZ GÖTÜRÜCÜ KAMASI
(12x14x80mm) - (BURUNLU)

CL-1228



BÜTÜN MODELLER

170029
BOĞAZ YILDIZ KAMASI
(14x14x76mm) - (BURUNLU)

CL-1229



BÜTÜN MODELLER

434640
BATÖR KAMASI
(9x14x90mm) - (RADIUSLU)

CL-1230



BÜTÜN MODELLER

84072875
BATÖR KAMASI
(9x14x110mm) - (RADIUSLU)

CL-1231



BÜTÜN MODELLER

BURUNLU KAMA
(9x14x100mm)

CL-1233



BÜTÜN MODELLER

SUPER
TURBO TOZ FİLTRESİ
(KOMPLE)

CL-1234



BÜTÜN MODELLER

441072
HAVA FİLTRE BACASI
(ALÜMİNYUM)

CL-1235



BÜTÜN MODELLER

441072
HAVA FİLTRE BACASI
(SAC)

CL-1236



BÜTÜN MODELLER

371883
ÖN SÜZÜCÜ BACA
(KAFES BORUSU İLE KOMPLE)

CL-1237




BÜTÜN MODELLER

80397460
HAVA FİLTRE KAZANI
(AYAKLARI İLE KOMPLE)



CL-1238



BÜTÜN MODELLER

065273
HAVA FİLTRE TOZ TASI
(MİKA)

CL-1239



BÜTÜN MODELLER

421070
MAZOT DEPO SÜZGEÇİ

CL-1241



BÜTÜN MODELLER

325367
HAVA FİLTRE TOZ TASI
(ZİKLON TASI)

CL-1242



1530-1545-8040-8060-8070

326308-398897
HİDROLİK YAĞ FİLTRESİ
(SİBOPLU)

CL-1243



CS-CSX-CX-TCS000 SERİSİ

369842A1
FİLTRE CAMI
(SEPAR)

CL-1245



1530

14mm
HELEZON PARMAK T FİBERİ
(KELEPÇELİ) - 20'LİK


CL-1246



8040

14mm
HELEZON PARMAK T FİBERİ
(KELEPÇELİ) - 30'LÜK

CL-1247



8060

16mm
HELEZON PARMAK T FİBERİ
(KELEPÇELİ) - 35'LİK

CL-1248



TC56

89815487
RADYATÖR PERVANESİ
(8 KANAT) - (PLASTİK)

CL-1249



BÜTÜN MODELLER

419679
RADYATÖR PERVANESİ
(8 KANAT) - (PLASTİK)


CL-1250



1530-1545

320816
PARMAK T FİBERİ
(Ø 14mm)

CL-1251




8040

422654
PARMAK T FİBERİ
(Ø 14mm)



CL-1252



8055-8060

740844-87691794
PARMAK T FİBERİ
(Ø 16mm)


CL-1253



1530-1540-1545

333966
DOLAP FİBERİ

CL-1254



8040-8055-8060

424096
DOLAP FİBERİ

CL-1255



1530-1545

503888
HELEZON PARMAK FİBERİ
(Ø 14mm) - (ŞEFFAF)

CL-1256



8040-8055-8060

89503888-86632613
HELEZON PARMAK FİBERİ
(Ø 16mm) - (ŞEFFAF)


CL-1257



8040

419679
DAVLUMBAZ PERVANE KANADI
(1 ADET)

CL-1258



TC56

9832294
TIRMIK FİBERİ
(2 KULAKLI)

CL-1259



BÜTÜN MODELLER

334970
ZİNCİR GERĞİ TAKOZU

CL-1260



BÜTÜN MODELLER

333995
GERĞİ AYAR BURCU

CL-1261



8000-TX SERİSİ-CS540-CS640

388937
BATÖR RULMAN YATAĞI
(SOL) - (PLASTİK)

CL-1262



8000-TX SERİSİ-CS540-CS640

417605
BATÖR RULMAN YATAĞI
(SAĞ) - (PLASTİK)

CL-1263



1530

373929
SARSAK RULMAN YATAĞI
(72mm) - (PLASTİK)



CL-1264



1545-8040

336854
SARSAK RULMAN YATAĞI
(80mm) - (6208) - (PLASTİK)


CL-1265



8055-8060

320062-84434854
SARSAK RULMAN YATAĞI
(85mm) - (PLASTİK)


CL-1266



1530-1545-8040-8060

333967-424230
ŞAPKALI FİBER

CL-1267



TC-TX-TF SERİSİ

84014798
RADYATÖR PERVANESİ
(8 KANAT) - (YENİ MODEL)

CL-1268



TC-TX-TF SERİSİ

**RADYATÖR PERVANE KANADI
(1 ADET)**

CL-1269



CS-CSX-CX-TC SERİSİ

84072957
RADYATÖR SU DEPO KAPAĞI

CL-1275



1530-8040

140212
TABLA PİSTON TAMİR TAKIMI

CL-1276



1530-8040

395941
TABLA PİSTON TAMİR TAKIMI

CL-1277



1545-8055-8070

395925
TABLA PİSTON TAMİR TAKIMI

CL-1278



TC56

395925
TABLA PİSTON TAMİR TAKIMI

CL-1279



1500 SERİSİ

395942
HIZ PİSTONU TAMİR TAKIMI
(İNCE)

CL-1280



1530-1545

395917
HIZ PİSTONU TAMİR TAKIMI
(KALIN)



CL-1281



8000 SERİSİ

427034
HIZ PİSTONU TAMİR TAKIMI

CL-1282



1530-1545-1550

395923
DİREKSİYON PİSTONU TAMİR TAKIMI

CL-1283



8000 SERİSİ

435972
DİREKSİYON PİSTONU TAMİR TAKIMI
(ÖN TARAFIN)

CL-1284



1530-1545

353715
DİREKSİYON VALF TAMİR TAKIMI
(KAMALI TİP)

CL-1285



BÜTÜN MODELLER

418312
DİREKSİYON VALF TAMİR TAKIMI
(FREZELİ TİP)

CL-1286



BÜTÜN MODELLER

410089
DİREKSİYON ADAPTÖR TAMİR TAKIMI

CL-1287



1530-1545

395930
TIRMİK PİSTON TAMİR TAKIMI
(KALIN TİP) - (SOL)

CL-1288



1530-1545

395934
TIRMİK PİSTON TAMİR TAKIMI
(KALIN TİP) - (SAĞ)

CL-1289



BÜTÜN MODELLER

395929
TIRMİK PİSTON TAMİR TAKIMI

CL-1290



BÜTÜN MODELLER

220146
TIRMİK PİSTON TAMİR TAKIMI

CL-1291



8040-8060

395929
TIRMİK PİSTON TAMİR TAKIMI
VEBER

CL-1292



1530-1545-8040

394466
BOŞALTMA PİSTON TAMİR TAKIMI



CL-1293



1540-1550

395926

BOŞALTMA PİSTON TAMİR TAKIMI

CL-1294



8055-8060-8070-8080

422379

BOŞALTMA PİSTON TAMİR TAKIMI

CL-1295



1500 SERİSİ

396032

3'LÜ VALF TAMİR TAKIMI

CL-1296



8000 SERİSİ

447026

3'LÜ VALF TAMİR TAKIMI

CL-1297



1500 SERİSİ

359494

FREN ÜSTÜ MERKEZ TAMİR TAKIMI

CL-1298



8000 SERİSİ

397349

FREN ÜSTÜ MERKEZ TAMİR TAKIMI

CL-1299



1530-1545-8040

359503

FREN ALT MERKEZ TAMİR TAKIMI

CL-1300



76 MODEL SONRASI

394897

FREN ÜST MERKEZ TAMİR TAKIMI

CL-1301



8055-8060-8070

433192

FREN ALT MERK.TAMİR TAKIMI
(SAĞ-SOL)

CL-1302



8040-8050-8060-8070

375782

YAĞ SOĞUTUCU LASTİĞİ

CL-1303



TX32-TX34

441288

BATÖR KASNAK KEÇESİ
(120x130mm) - (KÜÇÜK)

CL-1304



TX32-TX34

441290

BATÖR KASNAK KEÇESİ
(140x150mm) - (BÜYÜK)



CL-1305



CS SERİSİ-TC56

84023914

TIRMIK PİSTON TAMİR TAKIMI
(İLERİ-GERİ) - (SAĞ)

CL-1306



TC56

84026460

TIRMIK PİSTON TAMİR TAKIMI
(İLERİ-GERİ) - (SOL)

CL-1307



TC56

84026216

TIRMIK PİSTON TAMİR TAKIMI

CL-1308



TC-CS-CX SERİSİ

84023914

TIRMIK PİSTON TAMİR TAKIMI
(AŞAĞI) - (SAĞ)

CL-1309



TC-CS-CX SERİSİ

84026009

TIRMIK PİSTON TAMİR TAKIMI
(AŞAĞI) - (SOL)

CL-1310



TC56

84023899

HIZ PİSTON TAMİR TAKIMI
(YENİ MODEL)

CL-1311




TC56

84023925

BOŞALTMA PİSTON TAMİR TAKIMI

CL-1312



CS SERİSİ

89508805

BOŞALTMA PİSTON TAMİR TAKIMI

CL-1313



TC56

84023957

ARKA DİREKSİYON TAMİR TAKIMI

CL-1314




TC-CS-CX SERİSİ

84026019

DİREKSİYON PİSTON TAMİR TAKIMI
(ÇİFT PİSTON)

CL-1315

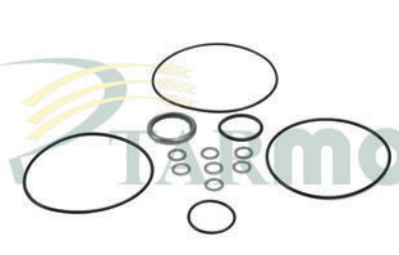


TC-CS-CX SERİSİ

84981551

DİREKSİYON PİSTON TAMİR TAKIMI
(TEK PİSTON)

CL-1316



BÜTÜN MODELLER

84023957

DİREKSİYON BEYNİ TAMİR TAKIMI
(DANFOSS)



CL-1317



1530-1540-TC56-8000 SERİSİ

395925

TABLA PİSTON TAMİR TAKIMI
(MAVİ KEÇELİ)

CL-1318



TC5070

84154193

TABLA PİSTON TAMİR TAKIMI

CL-1319




TC-CS-SERİSİ

84807313

TABLA PİSTON TAMİR TAKIMI

CL-1320



TC-CS-CX SERİSİ

84026075

OYNAR BOĞAZ PİSTON TAMİR
TAKIMI

CL-1321




TC-CS-CX SERİSİ

84014431

HİDROLİK VALF TAMİR TAKIMI
(ÜST) - (SİLİKON)

CL-1322



TC-CS-CX SERİSİ

84014433

HİDROLİK VALF TAMİR TAKIMI
(ALT) - (NİTRİL)

CL-1324



TC5070

9514497

DİREKSİYON PİSTON TAMİR TAKIMI

CL-1325



TC56 (ESKİ MOD)

HIZ PİSTON TAMİR TAKIMI
(ESKİ MODEL)

CL-1327



TC56

M0493

KOMPRESÖR LASTİĞİ

CL-1328



BÜTÜN MODELLER

040008

KAPUT MANDAL LASTİĞİ
(BÜYÜK)

CL-1329



BÜTÜN MODELLER

353067

KAPUT MANDAL LASTİĞİ
(KÜÇÜK)

CL-1330



1530-1545

190123

HİDROLİK POMPA KÖRÜĞÜ



CL-1331



1500 SERİSİ

190048
DEBRİYAJ TOZ KÖRÜĞÜ

CL-1332



8000 SERİSİ

353718
DEBRİYAJ TOZ KÖRÜĞÜ

CL-1333



BÜTÜN MODELLER

M0496
DEBRİYAJ TOZ KÖRÜĞÜ
(ALT) - (KISA)

CL-1334



BÜTÜN MODELLER

M0497
DEBRİYAJ TOZ KÖRÜĞÜ
(ÜST) - (UZUN)

CL-1335



TC-CR-CS-CSX SERİSİ

84459072-80442446
BEŞİK TAKOZU
(SACLI) - (ORİJİNAL)

CL-1336



TC-CR-CS-CSX SERİSİ

84459072-80442446
BEŞİK TAKOZU
(SACLI) - (YERLİ)

CL-1337



TX32-TX34-TX36

444609-84000053
BEŞİK TAKOZU

CL-1338



TC-CS-CX-CSX-TX SERİSİ

80395394
BEŞİK TAKOZU
(POLİÜRETAN)


CL-1339



8000-TC-CS SERİSİ

84000052
BEŞİK TAKOZU
(KAUCUK) - (BÜYÜK)


CL-1340



1530-1545-8040

398810
LASTİK TAKOZ
(KÜÇÜK DELİK) - (KESME)


CL-1341



8055-8060-8070

190068-338222
LASTİK TAKOZ
(BÜYÜK DELİK) - (KESME)

CL-1342



1530-1545-8040

398810
LASTİK TAKOZ
(KÜÇÜK DELİK) - (PRES)



CL-1343



8055-8060-8070

190068-338222
LASTİK TAKOZ
(BÜYÜK DELİK) - (PRES)

CL-1344



1530-1540-1545-1550

190084
BUĞDAY TAŞIYICI LASTİK GET

CL-1345



TC56-8000 SERİSİ

397856
BUĞDAY TAŞIYICI LASTİK GET


CL-1346



CS SERİSİ

89835453
BUĞDAY ELEVATÖR LASTİK GET


CL-1347



CX

84443928
BUĞDAY TAŞIYICI LASTİK GET

CL-1348



CS SERİSİ

84005086
KESMİK ELEVATÖR LASTİK GET

CL-1349



1500 SERİSİ

324799
HELEZON PARMAK GETİ
(14'LÜK) - (KAUÇUK)


CL-1350



8000 SERİSİ

324789
HELEZON PARMAK GETİ
(16'LİK) - (KAUÇUK)

CL-1351



TC5070

MOTOR KOVAN TAPASI

CL-1352



TC56-TC5070

HİDROLİK YAĞ DEPO TAPASI

CL-1354



TC56-TC5070

ŞANZIMAN YAĞ GÖSTERGE TAPASI

CL-1355



BÜTÜN MODELLER

334502
SAĞIR ELEK GETİ
(7'LİK) - (4,50mm)



TARMO A.Ş.

NEW HOLLAND

www.tarmo.com.tr


CL-1356



BÜTÜN MODELLER

334502
SAĞIR ELEK GETİ
(8'LİK) - (4,50mm)


CL-1357



BÜTÜN MODELLER

374536
SAĞIR ELEK GETİ
(10'LÜK) - (4,50mm)

CL-1358



BÜTÜN MODELLER

374536
SAĞIR ELEK GETİ
(12'LİK) - (4,50mm)


CL-1359



BÜTÜN MODELLER

394331
SAĞIR ELEK GETİ
(20'LİK - KALIN) - (4,50mm)

CL-1360



BÜTÜN MODELLER

394331
SAĞIR ELEK GETİ
(20'LİK - İNCE) - (2,00mm)

CL-1361



BÜTÜN MODELLER

394480
KONTRBATÖR PERDESİ
(36'LİK) - (4,50mm)

CL-1362



BÜTÜN MODELLER

394480
KONTRBATÖR PERDESİ
(40'LİK) - (4,50mm)


CL-1365



1530

280014
SARSAK MANŞONU


CL-1366



8040-8050

354887
SARSAK MANŞONU

CL-1367



1545-1550-TC56-8000 SERİSİ

306740
SARSAK MANŞONU

CL-1368



1530

140119
SARSAK MANŞONU PULU
(M7) - (TIRTIRLI)

CL-1369



8040-8050

354887
SARSAK MANŞONU PULU
(M8) - (TIRTIRLI)



CL-1370



8055-8060-8070-8080

306740
SARSAK MANŞONU PULU
(M9) - (TIRTIRLI)


CL-1372



8000-TX-TF SERİSİ

9838325
CER KOVANI ŞAPKALI AKS PULU
(TIRTIRLI)


CL-1373



BÜTÜN MODELLER

100035
TAMBUR VE BATÖR SOMUNU


CL-1374



8060-8070-8080

410715
TAMBUR SOL DIŞ SOMUNU


CL-1375



BÜTÜN MODELLER

100034
ARKA AKS - TAMBUR - BATÖR
SOMUNU


CL-1376



1550-8055-8060

328423
ARKA AKS SOMUNU
(YARIKLI)

CL-1377



TC56-TC5070

300863
MOTORBAŞI KUYRUK MİLİ SOMUNU

CL-1378



BÜTÜN MODELLER

100040
ÖN AKS SOMUNU
(Z-28)

CL-1379



8055-8060

326085
ÖN AKS SOMUNU
(Z-30)


CL-1380



8040

412090
ÖN AKS KOVANI SOMUNU

CL-1381



1550-8055-8060

375852
ŞANZIMAN CER DİŞLİ SOMUNU

CL-1382




BÜTÜN MODELLER

309135
ÖN BOĞAZ MİLİ SOMUNU



CL-1383



BÜTÜN MODELLER

309090

HELEZON DÖRTKÖŞE MİLİ SOMUNU

CL-1384




BÜTÜN MODELLER

488131

TABLA EMNİYET SOMUNU

CL-1385




BÜTÜN MODELLER

100033

ARKA DİNGİL AYAR SOMUNU

CL-1386




TC SERİSİ

89817868

BOĞAZ MİLİ SOMUNU

CL-1387




BÜTÜN MODELLER

89513025

B.KOLU ŞANZIMANI EKSANTRİK MİL SOMUNU - (ALTTAN SAL.)

CL-1388




CX-CSX SERİSİ

9615770

MOTORBAŞI MİL SOMUNU

CL-1389



8000-CX-CSX SERİSİ

390822

MOTORBAŞI MİL SOMUNU

CL-1390



8000 SERİSİ

80393369

BUĞDAY ELEVATÖR ŞANZIMAN TOZ SACI

CL-1391




BÜTÜN MODELLER

335658

DOLAP YAYLI T-PİM


CL-1425



1530-1540

308836-380432
KONTRBATÖR
(ST-52 ÇELİK)


CL-1426



1545-1550

80308835
KONTRBATÖR
(ST-52 ÇELİK)

CL-1427




8030-8040

80432166
KONTRBATÖR
(ST-52 ÇELİK)




CL-1428



8080

80433519
KONTRBATÖR
(ST-52 ÇELİK)


CL-1429



TX32-TX34-TF42-TF44

754450
KONTRBATÖR
(ST-52 ÇELİK)


CL-1430



TX36-TX66

9512666
KONTRBATÖR
(ST-52 ÇELİK)


CL-1431



TC56

89815499
KONTRBATÖR
(ST-52 ÇELİK)


CL-1432



CS540

84442926
KONTRBATÖR
(ST-52 ÇELİK)


CL-1433



CS640

84443560
KONTRBATÖR
(ST-52 ÇELİK)


CL-1434



CX-CSX SERİSİ

84073335
KONTRBATÖR
(ST-52 ÇELİK)


CL-1435



CR SERİSİ

87011966-86585615
KONTRBATÖR
(ST-52 ÇELİK)

CL-1436



8070

80433520
KONTRBATÖR
(ST-52 ÇELİK)

CL-1443



8055-TC52-TC54-TC56

80450565
KONTRBATÖR AYAR VİDASI
(UZUN)

CL-1444



8055-TC52-TC54-TC56

80450567
KONTRBATÖR AYAR VİDASI
(KISA)

CL-1445



8055-TC56

447365
KONTRBATÖR KAFES TARAĞI



CL-1446



8040

418674
KONTRBATÖR KAFES TARAĞI
(KISA)

CL-1448



1530-1545

ANA MERKEZ KUMANDA MİLİ
(2 ÇENTİKLİ)

CL-1449



1530-1545

ANA MERKEZ KUMANDA MİLİ
(3 ÇENTİKLİ)

CL-1450



1530-1545

356119
ANA MERKEZ KUMANDA MİLİ
(1 NO'LU)

CL-1451



1530-1545

356119
ANA MERKEZ KUMANDA MİLİ
(2 NO'LU)

CL-1452



1530-1545

356119
ANA MERKEZ KUMANDA MİLİ
(3 NO'LU)

CL-1453



8060-1550

357824
ANA MERKEZ KUMANDA MİLİ
(1 ÇENTİKLİ)

CL-1454



8060-1550

357824
ANA MERKEZ KUMANDA MİLİ
(2 ÇENTİKLİ)

CL-1455



1530-1545-1550

357824
ANA MERKEZ KUMANDA MİLİ
(3 ÇENTİKLİ)

CL-1456



1530-1540

ANA MERKEZ KUMANDA MİLİ
(3'Ü AYNI)

CL-1457



8040-8055-8060-8070

ANA MERKEZ KUMANDA MİLİ

CL-1458



8040-8055-8060-8070

ANA MERKEZ KUMANDA MİLİ




CL-1459



8040-8055-8060-8070

ANA MERKEZ KUMANDA MİLİ


CL-1466



8060-8070

80427001
ÜST ELEK
(1255x1360mm)


CL-1467



8060-8070

80427002
ALT ELEK
(1255x1360mm)


CL-1470



TX-TF SERİSİ

430148
ÜST ELEK
(1317x1440mm)


CL-1471



TX-TF SERİSİ

429217
ALT ELEK
(1317x1440mm)

CL-1472



TC54

89817835
ÜST ELEK
(995x1595mm)

CL-1473



TC54

80426371
ALT ELEK
(1000x1360mm)

CL-1474



TC56

84078414
ÜST ELEK
(1255x1595mm)

CL-1475



TC56

80426371
ALT ELEK
(1255x1360mm)

CL-1476



TC5070-TC5080-CS6050

84462633
ÜST ELEK
(1260x1360mm)


CL-1477



TC5070-TC5080-CS6050

80426996
ALT ELEK
(1260x1360mm)

CL-1478



CS540-CS6050-TC5.80

84442412
ÜST ELEK
(1260x1360mm)




TARMO A.Ş.

NEW HOLLAND

www.tarmo.com.tr

CL-1479



CS540-CS6050-TC5.80

84098300
ALT ELEK
(1260x1360mm)


CL-1480



CS640-CS6080

74436039
ÜST ELEK
(755x1360mm)

CL-1481



CS640-CS6080

84097928
ALT ELEK
(755x1360mm)

CL-1482



CX6080

84176183
ÜST ELEK
(735x1360mm)


CL-1483



CX6080

84097906
ALT ELEK
(735x1360mm)


CL-1514



BÜTÜN MODELLER

333292-320855
SARSAK SADI

CL-1515



BÜTÜN MODELLER

460071-80398079
SARSAK SADI


CL-1516



CS-CX SERİSİ-TC56-TC5070

84446428
SARSAK SADI
(TIRTIRLI) - (ÜST)

CL-1517



CS-CX SERİSİ-TC56-TC5070

84446407
SARSAK SADI
(TIRTIRLI) - (ÜST)

CL-1518



BÜTÜN MODELLER

362133
SARSAK SADI
(TIRTIRLI) - (ÜST)

CL-1519



8000-TC SERİSİ

421876-84015869
SARSAK KRANK RULMAN SADI
(6208-9)

CL-1520



8000-TC50-TX30 SERİSİ

427473
SARSAK ARKA TAVAN SADI



TARMO A.Ş.

NEW HOLLAND

www.tarmo.com.tr

CL-1521



1545-1550-8000-TC50 SERİSİ

310131-387368-310114-396553
SARSAK KEÇE KAPAĞI
(4 ADET) - (TAKIM)

CL-1522



8030-8040-TC52-TC54

80428044
SARSAK KRANK TOZ PULU
(Ø 25mm)

CL-1523



BÜTÜN MODELLER

310072
SARSAK KRANK TOZ PULU
(Ø 30mm)

**KL-0001**

DOM 68-75-88

677488.0
1.VİTES DİŞLİSİ
(Z-48)

KL-0002

DOM-JAG-MEGA

609402.0
2-3 VİTES DİŞLİSİ
(Z-26 / 38)

KL-0003

MEDION-MEGA

637724.0
2-3 VİTES DİŞLİSİ
(Z-23 / 35)

KL-0004

DOM-LEX-MEGA-TUCANO

669746.1
2-3 VİTES DİŞLİSİ
(Z-21 / 33) - (HİLAL DİPTE)

KL-0005

DOM 78-88-98-MEGA 202

063158.0
2-3 VİTES DİŞLİSİ
(Z-21 / 33) - (HİLAL ÜSTTE)

KL-0006

DOM-JAG

685641.0
2-3 VİTES DİŞLİSİ
(Z-24 / 34) - (HİLAL ÜSTTE)

KL-0007

DOM 68-78-130-JAG 800

643570.0
KAMALI MİL
(Z-11) - (UZUN)

KL-0008


DOM-JAG-MEGA

643466.0
KAMALI MİL
(Z-12)

KL-0010

DOM 68

649971.0
KAMALI MİL PRİZDİREK
(532,5mm)

KL-0011

DOM-JAG

649967.0
KAMALI MİL PRİZDİREK

KL-0012


MEDION-MEGA-LEX

669549.0
KAMALI MİL PRİZDİREK

KL-0013

DOM 78-88-98-108-MEGA

649972.0
KAMALI MİL PRİZDİREK
(Z-15) - (355mm) - (ÜST)

**KL-0014**

DOM 68-75-88

677491.0
KAMALI MİL DİŞLİSİ
(Z-30 / 37)

KL-0015

DOM-LEX-MEGA-TUCANO

669748.0
KAMALI MİL DİŞLİSİ
(Z-20 / 44)

KL-0016

JAG

980336.1
KAMALI MİL DİŞLİSİ
(Z-22 / 25)

KL-0017

JAG

980333.2
KAMALI MİL DİŞLİSİ
(Z-24) - (GÖBEKLİ)

KL-0018

JAG

980334.2
KAMALI MİL DİŞLİSİ
(Z-26) - (GÖBEKLİ) - (BÜYÜK)

KL-0019

DOM 68-76-130-140-150

635033.2
KAMALI MİL KARŞILIĞI
(Z-16)

KL-0021


DOM 88-98-MEDION-LEX

679243.0
CER DİŞLİSİ
(Z-98 / 36) - (PROFİL TAŞLAMALI)

KL-0022

DOM-JAG-MEGA

606946.1
CER PİNYONU
(Z-12 / 22)

KL-0023

DOM 76-86-96

679242.0
CER PİNYONU
(Z-12 / 22)

KL-0024

DOM

674753.1
CER DİŞLİ PİNYONU
(Z-13) - (FREZELİ)

KL-0025

LEX 460-440

669331.1
DİFERANSİYEL DİŞLİSİ
(Z-27)

KL-0026

DOM 78-88-98

657356.0
MOTORBAŞI KUYRUK MİLİ

**KL-0027**

MEDION-MEGA

545621.0
MOTORBAŞI KUYRUK MİLİ

KL-0028

DOM 48-68

723511.0
MOTORBAŞI KUYRUK MİLİ

KL-0029

JAG

070251.5
MOTORBAŞI KUYRUK MİLİ

KL-0030

DOM-JAG

609404.0
2-3 VİTES DİŞLİSİ
(Z-33 / 21)

KL-0031


DOM 108-LEX-MEGA-TUCANO

669747.1
2-3 VİTES DİŞLİSİ

KL-0032

TUCANO

775726.0
2-3 VİTES KAMALI MİLİ

KL-0033

LEX

260687.0
KAMALI MİL

KL-0034

DOM 108-MEDION 310-340

637829.0
KAMALI MİL - (UCU KAMALI)

KL-0035


DOM-JAG

631634.2
GERİ VİTES DİŞLİSİ
(Z-17)

KL-0036

DOM-MEDION-LEX

669818.1
GERİ VİTES DİŞLİSİ

KL-0037

TUCANO

775735.0
1. VİTES DİŞLİSİ
(Z-44)

KL-0038

MEGA-MEDION


1 VE GERİ VİTES DİŞLİSİ
(Z-24 / 36)

**KL-0039**

LEX

669434.1**CER DİŞLİSİ****(ø 293,8mm) - (110mm) - (BÜYÜK)****KL-0041**

DOM-JAG

685526.0**CER DİŞLİSİ****(Z-78) - (PROFİL TAŞLAMALI)****KL-0042**

DOM 106-118-MEDION-MEGA

602109.0**CER PİNYONU****KL-0043**

LEX

669437.2**CER PİNYONU****(Z-13) - (ÇİFT FREZELİ)****KL-0044**

LEX-MEDION-MEGA

669439.1**CER PİNYONU****(Z-12 / 21)****KL-0045**

LEX

769786.0**KAMALI MİL****(Z-21) - (444,50mm)****KL-0046**

LEX

769784.0**KAMALI MİL PRİZDİREK****(Z-23 / 15 / 24) - (363,10mm)****KL-0054**

TUCANO

549048.0**MOTORBAŞI MİLİ****(KISA)****KL-0055**

TUCANO

545039.1**MOTORBAŞI MİLİ****(UZUN)****KL-2061**

LEX 440-460

669327.0**DİFERANSİYEL DİŞLİSİ****(Z-33 / 28)****KL-2062**

LEX

637505.0**DİFERANSİYEL DİŞLİSİ****(Z-60)****KL-2063**

LEX

669328.0**DİFERANSİYEL DİŞLİSİ****(Z-43)**

**KL-2064**


LEX

637503.0
DİFERANSİYEL DİŞLİSİ
(Z-52) - (HELİS)

KL-2065

LEX

637507.0
DİFERANSİYEL DİŞLİSİ
(Z-43) - (HELİS)

KL-2067


BÜTÜN MODELLER

635881.0
İSTAVROZ DİŞLİSİ
(KÜÇÜK)

KL-2068

BÜTÜN MODELLER

677489.1
İSTAVROZ DİŞLİSİ
(BÜYÜK)

KL-2069


BÜTÜN MODELLER

631630.2
İSTAVROZ MİLİ
(UZUN)

KL-2140

LEX

669548.0
HİDROSTATİK MOTOR KAPLİNİ
(ALT)

KL-2141

DOM76-78-88-98

685162.1
HİDROSTATİK MİL KAPLİNİ
(Z-23)

KL-2143

HİDROSTATİK ÜST MİLİ
(UZUN) - (SAUER)

KL-2144

HİDROSTATİK ALT MİLİ
(KISA) - (SAUER)

KL-2146

HİDROSTATİK ALT MİLİ
(KISA) - (LİNDE)

KL-2149

TUCANO

564196.0
HİDROSTATİK TELİ
(SİRAL) - (ORİJİNAL MALZEME)

KL-2154

DOM-MEGA-MED-TUCANO

628691.0
DEVİR DÜŞÜRÜCÜ REDÜKTÖR DİŞLİ
(Z-29 / 17)

**KL-2155**

DOM-MEGA-MED-TUCANO

628692.2**DEVİR DÜŞÜRÜCÜ REDÜKTÖR DİŞLİ
(İÇİ FREZELİ)****KL-2156**

DOM-MEGA-MED-TUCANO

628693.0**DEVİR DÜŞÜRÜCÜ REDÜKTÖR DİŞLİ
(Z-27)****KL-2159**

LEX

694826.0-694828.0**ROTOR ŞANZIMAN AYNA MAHRUTİ
DİŞLİ SETİ - (SOL)****KL-2161**


LEX

694831.0**ROTOR ŞANZIMAN MİLİ
(SOL)****KL-2162**


LEX

694827.0**ROTOR ŞANZIMAN MAHRUTİ DİŞLİ
(BÜYÜK) - (SAĞ)****KL-2163**


LEX

694825.0**ROTOR ŞANZIMAN MAHRUTİ DİŞLİ
(KÜÇÜK) - (SAĞ)****KL-2165**

LEX

771337.1**ROTOR ŞANZIMAN BAĞLANTI YATAĞI
(4 ÇENELİ)****KL-2166**

LEX

736602.1**ROTOR ŞANZIMAN KAPLIN YATAĞI
(Ø 200mm) x (85mm)****KL-2167**

LEX

627809.0**BATÖR ŞANZIMAN BAĞLANTI YATAĞI****KL-2168**

LEX

644975.0-744832.0**BATÖR KASNAK ŞAPKALI MİLİ****KL-0061A**

BÜTÜN MODELLER

643686.1**BIÇAKKOLU ŞANZMANI****KL-0061**

BÜTÜN MODELLER

643686.1**BIÇAKKOLU ŞANZMANI
KOMPLE**



TARMO A.Ş.

CLAAS

www.tarmo.com.tr

KL-0062




BÜTÜN MODELLER

643682.0

BIÇAKKOLU ŞANZIMAN ÇATALI

KL-0063



BÜTÜN MODELLER

643683.0

BIÇAKKOLU ŞANZIMAN İÇ YATAĞI

KL-0064



BÜTÜN MODELLER

648116.2

BIÇAKKOLU ŞANZIMAN SALLAMA
KOLU

KL-0065




BÜTÜN MODELLER

643685.1-649945.0

BIÇAKKOLU ŞANZIMAN EKSANTRİĞİ
(FREZELİ)

KL-0066




BÜTÜN MODELLER

670402.0

BIÇAKKOLU ŞANZIMAN KASNAĞI

KL-0067




BÜTÜN MODELLER

670401.1

BIÇAKKOLU ŞANZIMAN KASNAK
YATAĞI - (DÖVME)

KL-0068



BÜTÜN MODELLER

643659.0

BIÇAKKOLU ŞANZIMAN DIŞ YATAĞI

KL-0069



BÜTÜN MODELLER

643404.0

BIÇAKKOLU ŞANZIMAN ÇATAL PİMİ

KL-0070




BÜTÜN MODELLER

643628.0

BIÇAKKOLU ŞANZIMAN ÇATAL BURCU

KL-0071



BÜTÜN MODELLER

643660.1

BIÇAKKOLU ŞANZIMAN KUTUSU
(KAPAKLI) - (BOŞ)

KL-0072



BÜTÜN MODELLER

649990.0

BIÇAKKOLU ŞANZIMAN EKSANTRİK
MİL SOMUNU

KL-0073




BÜTÜN MODELLER

637998.0-643403.1

BIÇAKKOLU ŞANZIMAN ÇATALI
(ŞAPKALI BURÇLU)

**KL-0074**

DOM-MEGA

649989.0**BIÇAKKOLU ŞANZIMAN EKSANTRİK
MİLİ - (KALIN)****KL-0075**


DOM-MEGA

637999.1-643402.0**BIÇAKKOLU ŞANZIMAN İÇ YATAĞI
(BÜYÜK)****KL-0076**

DOM-LEX-MEGA

637991.0**BIÇAKKOLU ŞANZIMAN ÇATAL PİMİ****KL-0077**

LEX-MEGA

637779.0**BIÇAKKOLU ŞANZIMAN ÇATAL BURCU****KL-0078**

DOM-LEX-MEGA

670392.3**BIÇAKKOLU ŞANZIMAN SALLAMA
KOLU - (PARÇALI)****KL-0079**

DOM-LEX-MEGA

670395.2**BIÇAKKOLU ŞANZ. SALLAMA KOLU
UÇ PARÇASI****KL-0080A**

DOM-LEX-MEGA

643656.1**BIÇAKKOLU ŞANZMANI
(TAKVİYELİ)****KL-0080**

DOM-LEX-MEGA

643656.1**BIÇAKKOLU ŞANZMANI
(TAKVİYELİ) - (KOMPLE)****KL-0081A**

BÜYÜK TABLA

637534.1**BIÇAKKOLU ŞANZMANI****KL-0081**

BÜYÜK TABLA

637534.1**BIÇAKKOLU ŞANZMANI
(KOMPLE)****KL-0082**

BÜYÜK TABLA


669915.1**BIÇAKKOLU ŞANZIMAN ÇATALI****KL-0083**

BÜYÜK TABLA

669914.1**BIÇAKKOLU ŞANZIMAN İÇ YATAĞI**



KL-0084



BÜYÜK TABLA

626931.0

BIÇAKKOLU ŞANZIMAN SALLAMASI

KL-0085



BÜYÜK TABLA

669913.1

BIÇAKKOLU ŞANZIMAN EKSANTRİĞİ
(FREZELİ)

KL-0086



BÜYÜK TABLA

626619.0

BIÇAKKOLU ŞANZIMAN KASNAĞI

KL-0087



BÜYÜK TABLA

669925.1

BIÇAKKOLU ŞANZIMAN KASNAK
YATAĞI - (DÖVME)

KL-0088



BÜYÜK TABLA

669916.0

BIÇAKKOLU ŞANZIMAN ÇATAL PİMİ

KL-0089




BÜYÜK TABLA

669917.0

BIÇAKKOLU ŞANZIMAN ÇATAL BURCU

KL-0090




BÜYÜK TABLA

669921.1

BIÇAKKOLU ŞANZIMAN DIŞ YATAĞI

KL-2075



BÜYÜK TABLA

643659.0-643659.1

BIÇAKKOLU ŞANZIMAN DIŞ YATAĞI

KL-2077



BÜTÜN MODELLER

649944.0

BIÇAKKOLU ŞANZIMAN EKSANTRİK
PULU - (TIRTIRLI)

KL-2078



BÜTÜN MODELLER

BIÇAKKOLU ŞANZIMAN RANYEL
PULU

KL-0091



DOM 68-78-76-130-JAG 682

643531.0
ŞAPKALI AKS
(Z-36) - (DÖVME)

KL-0093



DOM-LEX-MEDION-MEGA

694208.1
ARKA TEKER AKSI
(TEK KULAK - SAĞ)

**KL-0094**

DOM-LEX-MEDION-MEGA

694207.1
ARKA TEKER AKSI
(ÇİFT KULAK - SOL)

KL-0095

LEX

669424.1
ARKA TEKER AKSI
(SAĞ - SOL)

KL-0096

DOM-MEGA-MEDION-JAG

673412.0
ARKA TEKER AKSI
(TEK DELİK) - (SAĞ)

KL-0097


DOM-MEGA-MEDION-JAG

673417.0-685698.1
ARKA TEKER AKSI
(ÇİFT DELİK) - (SOL)

KL-0098

DOM-MEGA

602009.1
AKS MİLİ
(907mm) - (SAĞ)

KL-0099

DOM-MEGA

602007.1
AKS MİLİ
(974mm) - (SOL)

KL-0100


DOM

606872.1-609436.1
AKS MİLİ
(Ø 50mm) - (789mm) - (KISA) - (SOL)

KL-0101


DOM-MEGA-MEDION

643016.1
AKS MİLİ
(943mm) - (UZUN) - (SAĞ)

KL-0102

DOM-JAG-MEGA

649934.0
AKS FREZESİ KAPLIN
(Z-22) - (PİMLİ)

KL-0103

DOM-JAG-MEDION 340

679550.2
AKS FREZESİ KAPLIN
(Z-22) - (SEGMANLI)

KL-0104

LEX-TUCANO

769621.0
AKS FREZESİ KAPLIN
(Z-21)

KL-0105

MEDION 310-320

637837.0
AKS MİLİ
(837mm) - (SAĞ - SOL)

**KL-0106**

DOM 106-108-118

602148.3
AKS MİLİ
(841mm)

KL-0110


DOM

BIÇAK MASTAR ŞERİDİ
(57,5 BIÇAK)

KL-0111

DOM 68

611213.0
BIÇAK MASTAR ŞERİDİ
(65 BIÇAK)

KL-0112

BÜTÜN MODELLER

626755.0
MASTARBAŞI LAMASI
(CİVATALI MASTARLAR İÇİN)

KL-0113

DOM 68-108-118-MEGA

676231.0
MASTARBAŞI LAMASI
(PERÇİNLİ MASTARLAR İÇİN)

KL-0114

DOM

611220.1
MASTARBAŞI LAMASI
DÖKÜM

KL-0115

DOM 68-76

603872.0
MASTARBAŞI LAMASI
(TOPUZLU)

KL-0116


DOM 68

676236.0
BIÇAK ÜST BASKISI
(PERÇİNLİ MASTARLAR İÇİN)

KL-0117

YENİ MODELLERE

626749.1
BIÇAK ÜST BASKISI
(CİVATALI MASTARLAR İÇİN)

KL-0118

DOM-MEGA

626748.0
BIÇAK MASTAR BAŞ BASKISI

KL-0119

DOM-MEGA

613017.2
BIÇAK MASTAR BAŞ BASKISI

KL-0121

BÜTÜN MODELLER

670120.1-100144.0
BIÇAK MASTAR ROTU
(ÇELİK YUVA VE GÖVDE SULU)



KL-0122



TUCANO-LEX

626411.0
BİÇAK MASTAR ROTU
(UZUN)

KL-0123



LEX

688030.0
BİÇAK MASTAR ROTU
(ÇELTİK MASTARI İÇİN)

KL-0124



BÜTÜN MODELLER

670098.0
BİÇAKKOLU ROTU

KL-0125



BÜTÜN MODELLER

643046.0
DİREKSİYON ROTU
(Dişi)

KL-0126



DOM 68-78-88

656113.1-177091.0
ARKA DİREKSİYON ROTU
(ERKEK)

KL-0127



DOM-JAG

570591.5
ARKA DİREKSİYON ROTU
(Dişi)

KL-0128



BÜTÜN MODELLER

670120.1-100144.0
BİÇAK MASTAR ROTU
(POLİAMİT YATAKLI)

KL-2085



LEX-JAG

668997.0
DİREKSİYON ROTU
(ERKEK)

KL-2086



LEX-JAG

668998.0
DİREKSİYON ROTU
(Dişi)

KL-2094



BÜTÜN MODELLER

ÇELTİK PALET MAKARASI - (D4)
(KOMPLE)


KL-2095



BÜTÜN MODELLER

ÇELTİK PALET YÜRÜTÜCÜ MAKARA
MİLİ - (FLANŞLI)

KL-2096




BÜTÜN MODELLER


ÇELTİK PALET YÜRÜTÜCÜ MAKARA
MİL YATAĞI - (BURÇLU)

**KL-2097**

BÜTÜN MODELLER

**ÇELTİK PALET YÜRÜTÜCÜ MAKARA
YATAK BURCU****KL-2098**

BÜTÜN MODELLER

**ÇELTİK PALET YÜRÜTÜCÜ MAKARA
YATAK KEPİ****KL-0130**

DOM

**608528.0
ELEVATOR ŞANZIMAN DİŞLİSİ - (Z-16)
(UZUN) - (1 ADET)****KL-0131**

MEDION-MEGA

**683056.0
BOĞAZ KUSTURUCU DİŞLİ****KL-0132**

LEX

**668822.0
KUSTURUCU DİŞLİ
(BOĞAZIN) - (KÜÇÜK)****KL-0133**

LEX

**668823.0
KUSTURUCU DİŞLİ
(BOĞAZIN) - (BÜYÜK)****KL-0134**

DOM-MEDION-MEGA-LEX

**639593.0
KESMİK ELEVATOR BOŞALTICI
ŞANZIMANI - (KOMPLE)****KL-0135**

DOM-MEDION-MEGA-LEX

**605164.3
KES. ELEVATOR BOŞALTICI
ŞANZIMANI - (DİRSEKLİ) - (KOMP.)****KL-0136**


DOM 88-98-108

**603839.1
BUĞDAY ELEVATOR ŞANZIMANI
(KOMPLE)****KL-0137**

DOM 88-98-108


**608931.3
BUĞDAY ELEVATOR ŞANZIMANI
DİRSEKLİ - (KOMPLE)****KL-0138**

DOM-MEDION-LEX

**605587.1
DEPO BOŞALTICI DİŞLİ
(Z-23)****KL-0139**


DOM-MEDION-LEX

**605588.1
DEPO BOŞALTICI DİŞLİ
(Z-16)**

**KL-0140**

MEGA 208-218

639590.0
DEPO BOŞALTICI DİŞLİ
(Z-16) - (FREZELİ) - (1 ADET)

KL-0141

DOM 88-98-108

603839.1
ELEVATÖR ŞANZIMAN BOŞ KUTU
(KÖŞELİ)

KL-0142

DOM 88-98-108

608931.3
ELEVATÖR ŞANZIMAN BOŞ KUTU
(DİRSEKLİ)

KL-0143

DOM 88-98-108

608527.1
ELEVATÖR ŞANZIMAN MİLİ
(Z-16 KARŞILIĞI)

KL-0144


DOM 88-98-108

608523.0
ELEVATÖR ŞANZIMAN MİLİ
(Z-23 KARŞILIĞI)

KL-0145

DOM 88-98-108

608541.1
ELEVATÖR ŞANZIMANI KAPAK SACI

KL-0146

DOM-MEGA-MEDION

605791.1
KESMİK ELEVATÖR DİŞLİSİ
(Z-16) - (KONİK) - (KAMALI)

KL-0147


DOM-MEGA-MEDION

605729.0
KESMİK BOŞALTICI DİŞLİ MİLİ

KL-0148


MEGA 208-218

639591.1
BOŞALTICI HELEZON DİŞLİ MİLİ
(FREZELİ)

KL-0149


DOM-MEGA-MEDION

605164.3
KESMİK ELEVATÖR BOŞALTICI
ŞANZIMAN BOŞ KUTU - (DİRSEKLİ)

KL-0150

DOM-LEX-MEDION-MEGA

647510.1
KESMİK ELEVATÖR BOŞ KUTU YATAĞI

KL-1500

LEX

755203.1
DEPO BOŞALTICI KONİK DİŞLİ
(Z-16)



KL-1501



LEX

618946.3

DEPO BOŞALTICI KONİK DİŞLİ
(Z-16) - (SAPLI)

KL-1503




DOM-MEGA

603837.0

BUĞDAY ELEVATÖR ŞANZIMAN MİLİ
(FREZELİ)

KL-1504



JAG

911838.0

ELEVATÖR ŞANZIMAN DİŞLİSİ
(Z-18) - (ALTİKÖŞE)

KL-1505



JAG

910314.1

ELEVATÖR ŞANZIMAN DİŞLİSİ
(Z-18)

KL-1506




LEX-TUCANO

735887.0

KESMİK ELEVATÖR ŞANZIMANI
(KOMPLE)

KL-1507



LEX-TUCANO

735888.0

KESMİK ELEVATÖR ŞANZIMAN DİŞLİSİ
(Z-16)

KL-1508



LEX-TUCANO

735898.0

KESMİK ELEVATÖR ŞANZIMAN DİŞLİ
MİLİ - (Z-16)

KL-1509



TUCANO

555542.0

KESMİK ELEVATÖR DİŞLİSİ
(Z-16)

KL-1510



LEX

755202.1

BOŞALTICI HELEZON DİŞLİ MİLİ
(FREZELİ)

KL-1511



LEX-TUCANO

507015.0

KESMİK ELEVATÖR DİŞLİSİ
(Z-16) - (SAPLI)

KL-1512




JAG

911834.0-912551.0

TANE ELAVATÖR ADAPTÖR DİŞLİSİ
(Z-24)


KL-0151



DOM-MEGA-JAG

602560.2

BATÖR DEVİR YATAĞI
(3 KULAKLI) - (TAM TAKIM)

**KL-0152**


DOM-MEGA-JAG

629690.0
BATÖR DEVİR YATAĞI
(3 KULAKLI) - (BOŞ)

KL-0153

BÜTÜN MODELLER

655417.0
BATÖR DEVİR YATAK PİSTONU

KL-0154

DOM-MEGA-JAG

602561.2
BATÖR DEVİR YATAK HİDROLİK DEVİR
ADAPTÖRÜ

KL-0155


DOM-MEGA-JAG

630203.0
BATÖR YATAK SAPLAMASI

KL-0156

MEGA-MEDION-LEX

089810.0
BATÖR YATAK HİDROLİK DEVİR
ADAPTÖRÜ

KL-0157


MEGA-LEX

089615.0
BATÖR DEVİR YATAĞI
(3 KULAKLI) - (BOŞ)

KL-0159

MEGA-MEDION

215493.0-642366.1
BATÖR RULMAN YATAK MANŞONU
(YARIKLI) - (TAKIM)

KL-0160

BÜTÜN MODELLER

610359.1-235882.0
BATÖR RULMAN YATAK MANŞONU
(YARIKLI) - (TAKIM)

KL-0161


BÜTÜN MODELLER

726982.0-752212.1
SARSAK MANŞONU
(30'LUK SOMUNLU) - (TAKIM)

KL-0162


LEX

213055.0-669639.0
BATÖR RULMAN YATAK MANŞON
SOMUNU - (YARIKLI)

KL-0163

DOM-MAISPFL

608007.0
TABLA YATAĞI
(3 DELİKLİ) - (FREZELİ) - (TAKIM)


KL-0164

DOM-MEDION-MEGA

644327.0
BOĞAZ KASNAK POYRASI
(6 DELİKLİ) - (KISA) - (SFERO)

**KL-0165**


DOM

644318.0**BOĞAZ KASNAK POYRASI
(6 DELİKLİ) - (UZUN) - (SFERO)****KL-0166**


DOM-COM

670584.0**BOĞAZ KASNAK POYRASI
(4 DELİKLİ) - (SFERO)****KL-0167**


LEX-TUCANO

667303.2**BOĞAZ KASNAK POYRASI
(6 DELİKLİ) - (SFERO)****KL-0169**


DOM

670466.1**BOĞAZ AY KEPİ****KL-0170**

DOM-LEX-MEGA

645830.1**HELEZON PARMAK T-YATAĞI
(Ø 30mm) - (PLASTİK TAKILI)****KL-0171**

BÜTÜN MODELLER

670199.0**HELEZON PARMAK T-YATAĞI
(Ø 25mm) - (PLASTİK TAKILI)****KL-0172**

MEGA-LEX

628736.0**BATÖR RULMAN YATAĞI
(SOL)****KL-0173**

DOM-MEGA-MEDION

061055.1**RULMAN YATAĞI
(SAP PARÇALAYICI)****KL-0174**


DOM-MEGA-MEDION

061410.1**RULMAN YATAĞI
(SAP PARÇALAYICI)****KL-0175**

DOM-JAG-LEX

671082.0**BATÖR DEVİR YATAK PİSTONU****KL-0176**

MEGA-MEDION


753841.0**HELEZON SİGORTA YATAĞI
(FREZELİ)****KL-0177**

BÜTÜN MODELLER

645933.0**HELEZON DIŞLI YATAĞI
(BÜYÜK TİP)**



KL-0178



603022.1

BATÖR KASNAK ÜÇGEN ROZETİ


KL-0179



645931.2

HELEZON SİGORTA YATAĞI
(SİGORTALI)

KL-0180



667532.0

BATÖR KASNAK ÜÇGEN ROZETİ

KL-0181



662624.2

BEŞİK MİLİ RULMAN YATAĞI
(GRESÖRLÜKLÜ)

KL-0182



603144.0

BEŞİK MİLİ RULMAN YATAĞI


KL-0183



645007.0

BOĞAZ RULMAN YATAĞI

KL-0184



603502.0

BOĞAZ RULMAN YATAĞI
(ÜÇGEN) - (KULAKLI)

KL-0185



630350.2

BOĞAZ RULMAN YATAĞI

KL-0186



630357.1

BOĞAZ RULMAN ORTA YATAĞI


KL-0187



670126.2

TABLA HELEZON DİŞLİ BALATA
GÖBEĞİ


KL-0188




670128.0

TABLA HELEZON BALATA DİSKİ

KL-0189




DEBRİYAJ KÖMÜR YATAĞI
(4 AYAK)

**KL-0190**

DOM 68-86-96-106

676289.0
BİÇAK KOLU EKSANTRİĞİ
(ESKİ MODEL)

KL-0191


DOM-MEDION-MEGA

600790.1
BEŞİK EKSANTRİK YATAĞI
(SAĞ)

KL-0192

DOM-MEDION-MEGA

600791.1
BEŞİK EKSANTRİK YATAĞI
(SOL)

KL-0193

LEX

751859.1
BEŞİK EKSANTRİK YATAĞI
(SAĞ)

KL-0194


DOM 38-48-58-68-130

725012.0
BEŞİK EKSANTRİK YATAĞI
(SOL)

KL-0195

DOM 38-48-58-68-130

725013.0
BEŞİK EKSANTRİK YATAĞI
(SAĞ)

KL-0196


DOM 68-76-86-96-106

673347.0
BİÇAK KOLU VALS YATAĞI

KL-0197

MEDION

544116.0
TAMBUR RULMAN YATAĞI
(SAĞ)

KL-0198

MEDION

544149.0
TAMBUR RULMAN YATAĞI
(SOL)

KL-0199

DOM 68-78-88-98-JAG

687349.0
TAMBUR RULMAN YATAĞI
(SAĞ)

KL-0200

DOM 78-88-98-106

687301.1
TAMBUR RULMAN YATAĞI
(SOL)

KL-0201

DOM 68-88-MEGA-MEDION

687307.0
BATÖR RULMAN YATAĞI
(GRESÖRLÜKLÜ)

**KL-0202**

DOM 78-88-98

629485.0
BATÖR RULMAN YATAĞI
(GRESÖRLÜKLÜ) - (SAĞ)

KL-0203


DOM 88-108-MEGA-MEDION

628725.0
BATÖR RULMAN YATAĞI
(SAĞ)

KL-0204


DOM 88-108-MEGA-MEDION

628726.0
BATÖR RULMAN YATAĞI
(SOL)

KL-0205

DOM78-88-98

629484.0
BATÖR RULMAN YATAĞI
(SOL)

KL-0206


BÜTÜN MODELLER

673685.0
BATÖR RULMAN YATAĞI
(SAĞ)

KL-0207

BÜTÜN MODELLER

673686.0
BATÖR RULMAN YATAĞI
(SOL)

KL-0208


TUCANO-320-330-430-440

549743.0
RÜZGARLIK RULMAN YATAĞI

KL-0209

LEX

642495.0
TAMBUR RULMAN YATAĞI
(Ø 50mm)

KL-2210

LEX

644700.1
TAMBUR RULMAN YATAĞI
(Ø 60mm)

KL-2211

DOM

680794.0
BIÇAKKOLU BORULU RULMAN
YATAĞI - (UZUN)

KL-2213


BÜTÜN MODELLER

673082.2
SARSAK ÜÇGEN YATAK


KL-2214

COM-MEGA-DOM

674497.0
ÖN BOĞAZ MİL YATAĞI
(SOL)

**KL-2215**


DOM-MEDION-MEGA-LEX

603059.1**BATÖR KASNAK YAY TOPLAMA
YATAĞI****KL-2216**


DOM-MEDION-MEGA-LEX

603397.1**HİDROLİK KASNAK YATAĞI****KL-2217**

DOM

647393.0**BEŞİK RULMAN YATAĞI
(Ø 30mm) - (4 DELİKLİ)****KL-2218**


DOM-MEDION-MEGA-LEX

649959.0**ARKA TEKER POYRASI****KL-2219**


DOM-MEGA-MEDION

661193.2**BATÖR KASNAK BAĞLANTI YATAĞI
(DÖRTKÖŞE)****KL-2220**


LEX

667404.2**TAMBUR RULMAN YATAĞI****KL-2221**

LEX

667618.0**TAMBUR RULMAN YATAĞI
(DÖRTKÖŞE)****KL-2222**

DOM-MEGA

674498.0**ÖN BOĞAZ MİL YATAĞI
(SAĞ)****KL-2224**


DOM

680795.0**BEŞİKKOLU RULMAN YATAĞI
(4 DELİKLİ)****KL-2225**

DOM


688482.0**TAMBUR RULMAN YATAĞI
(TEK SEGMANLI)****KL-2226**

LEX

736873.1**SAP KIRICI ROTÖR YATAĞI****KL-2227**

LEX

751858.1**BEŞİK EKSANTRİĞİ
(SOL)**

**KL-2228**


LEX

518047.0
BOĞAZ RULMAN YATAĞI

KL-2229

DOM-MEGA

626000.1
HELEZON DİŞLİ YATAĞI

KL-2230

MEGA-TUCANO

628737.0
BATÖR RULMAN YATAĞI
(SOL)

KL-2231


DOM

629193.2
TAMBUR RULMAN YATAĞI

KL-2233


DOM-MEDION-MEGA

629423.0
TAMBUR RULMAN YATAĞI
(SAĞ)

KL-2234

DOM-MEDION-MEGA-LEX

644415.0
BATÖR RULMAN YATAĞI

KL-2235


DOM-MEDION-MEGA-LEX

644416.0
BATÖR RULMAN YATAĞI
(GRESÖRLÜKLÜ)

KL-2236

MEGA-LEX

646554.0
TAMBUR RULMAN YATAĞI

KL-2238

TUCANO 320-330

603065.1
BATÖR KASNAK ROZET POYRASI

KL-2239

LEX

667532.0
BATÖR KASNAK ROZET POYRASI

KL-2240

LEX

670807.1-744969.1
BATÖR DEVİR YATAĞI
(3 KULAKLI) - (TAKIM)

KL-2242


LEX

087652.0
BATÖR DEVİR YATAK PİMİ

**KL-2243**

744966.1
BATÖR DEVİR YATAĞI
(ÜÇGEN) - (BOŞ)

LEX

KL-2245

670809.0
BATÖR DEVİR YATAK PİSTON MİLİ

LEX

KL-2246

629883.0
BATÖR KASNAK ROZET POYRASI
(SADECE POYRA VE ROZETLER)

LEX

KL-2247


749911.1
BATÖR KASNAK YAYI

LEX

KL-2248

629828.0
BATÖR KASNAK YAYLI YATAK
(ROTÖRÜN)

DOM-MEDION-MEGA-LEX

KL-2250


610463.0
TABLA HELEZON BALATA DİSKİ
(YILDIZ)

LEX

KL-2251

604269.0-610464.0
TABLA HELEZON BALATA YATAĞI

LEX

KL-2252


670218.2
DOLAP KASNAK MİL YATAĞI

DOM

KL-2253

735436.0
TABLA HELEZON MİL YATAĞI

LEX

KL-2255

649666.0
BATÖR DEVİR YATAĞI
(3 KULAKLI) - (BOŞ)

DOM-MEGA-JAG

KL-2256

688954.0-626782.1
BİÇAK ÜST BASKISI
(ÇELTİK İÇİN) - (688955.0)

BÜTÜN MODELLER

KL-2257

766961.0
BİÇAK BASKISI
(ÜÇ BURUNLU) - (ÇELTİK İÇİN)

BÜTÜN MODELLER

**KL-2262**

DOM-LEX-MEDION-MEGA

649960.0
ARKA TEKER POYRA KAPAĞI

KL-2263

LEX-TUCANO

630555.1
BOĞAZ BAĞLANTI YATAĞI
(SOL)

KL-2264

LEX-TUCANO

630556.1
BOĞAZ BAĞLANTI YATAĞI
(SAĞ)

KL-2265

DOM-LEX-TUCANO-MEDION

642366.0
BATÖR RULMAN YATAK MANŞON
SOMUNU

KL-2266


LEX

669639.0
BATÖR RULMAN YATAK MANŞON
SOMUNU

KL-2267


DOM-LEX-TUC-MED

610359.1
BATÖR RULMAN YATAK MANŞON
SOMUNU

KL-2268

DOM-LEX-TUC-MED

752212.1
SARSAK KRANK MAŞON SOMUNU

KL-2269

DOM-TUCANO-MEDION

735013.0
SARSAK KRANK MAŞONU
(35'LİK)

KL-2271

DOM-TUCANO-MEGA

752138.1
SARSAK KRANK MAŞON PULU
(TIRTIRLI)

KL-2272

DOM-LEX-TUC-MED

610338.0
BATÖR MAŞON PULU
(TIRTIRLI)

KL-2273


LEX

669640.0
BATÖR MAŞON PULU
(TIRTIRLI)

KL-0210


DOM-68-78-88-98-108

670489.1
BOĞAZ GÖTÜRÜCÜ DİŞLİ
(Z-9) - (Ø 40mm) - (DÖVME)

**KL-0211**

DOM-68-78-88-98-108

680582.3
BOĞAZ GÖTÜRÜCÜ DİŞLİ
(Z-9) - (Ø 45mm) - (DÖVME)

KL-0212

BÜTÜN MODELLER

650869.0
BOĞAZ GÖTÜRÜCÜ DİŞLİ
(Z-9) - (Ø 50mm) - (DÖVME)

KL-0213

DOM-MEGA-MEDIAN

650787.0
BOĞAZ GÖTÜRÜCÜ DİŞLİ
(Z-9) - (FREZELİ) - (DÖVME)

KL-0214


DOM-76-86-96-106

603507.0
BOĞAZ GÖTÜRÜCÜ DİŞLİ
(Z-11) - (Ø 40mm) - (DÖVME)

KL-0215


DOM-76-86-96-106

603508.0
BOĞAZ GÖTÜRÜCÜ DİŞLİ
(Z-11) - (Ø 45mm) - (DÖVME)

KL-0216


LEX-TUCANO

630351.0
BOĞAZ GÖTÜRÜCÜ DİŞLİ
(Z-11) - (Ø 50mm) - (DÖVME)

KL-0217


LEX

630635.0
BOĞAZ GÖTÜRÜCÜ DİŞLİ
(Z-11) - (FREZELİ) - (DÖVME)

KL-0218

DOM-68-78-88-98-108

603513.0
BOĞAZ GÖTÜRÜCÜ DİŞLİ
(Z-11) - (DELİKLİ) - (SAĞ)

KL-0219


DOM-68-78-88-98-108

603514.1
BOĞAZ GÖTÜRÜCÜ DİŞLİ
(Z-11) - (DELİKSİZ) - (SOL)

KL-0220

LEX

755482.0
TABLA HELEZON DİŞLİSİ
(Z-29)

KL-0221

DOM-MERKANT

651024.2
TABLA HELEZON DİŞLİSİ
(Z-16)

KL-0222

DOM-MEGA

753534.0
TABLA HELEZON DİŞLİSİ
(ASA50) - (GÖBEĞİ DELİKLİ)

**KL-0223**

DOMI-MEGA-MEDION

503814.2
TABLA HELEZON DIŞLİSİ
(Z-14) - (ASA 60) - (GÖBEKLİ)

KL-0224

503995.1
ZİNCİR GERĞİ DIŞLİSİ
(Z-14) - (ASA 60) - (TAKIM)

KL-0225

DOMI-MEDION-MEGA

503937.2
ZİNCİR GERĞİ DIŞLİSİ
(Z-14) - (HELEZONDA) - (ASA 60)

KL-0226

DOM-MEGA

673309.1
ZİNCİR GERĞİ DIŞLİSİ
(Z-15) - (HELEZONDA) - (ASA 50)

KL-0227

DOM-MEGA

673329.1
ZİNCİR GERĞİ DIŞLİSİ
(Z-15) - (HELEZONDA) - (TAKIM)

KL-0228

DOMI-MEDION-MEGA

670145.3
TABLA HELEZON DIŞLİSİ
(Z-56) - (ASA 60) - (ÇELİK)

KL-0229


DOM-MEGA

645932.1
TABLA HELEZON DIŞLİSİ
(Z-56) - (ASA 60) - (ÇELİK)

KL-0230

DOM-LEX-MEGA

665155.0
TABLA HELEZON DIŞLİSİ
(Z-60) - (ASA 60) - (ÇELİK)

KL-0231

DOMI-LEX-MEDION-MEGA

645992.0
DOLAP TIRMIK DIŞLİSİ
(Z-50) - (ASA 50)

KL-0232

DOMI-LEX-MEGA

673327.1
DOLAP TIRMIK ÇİFTLİ DIŞLİ
(Z-58 / 14) - (ASA 50)

KL-0233

DOM

629670.0
BOŞALTICI HELEZON DIŞLİSİ
(Z-50) - (ASA 60)

KL-0234

DOMI-LEX-MEGA

670203.0
TABLA KASNAK DIŞLİSİ
(Z-24) - (ASA 50)

**KL-0235**


DOM-LEX-MEGA

629982.1**TABLA KASNAK DİŞLİSİ**
(Z-19) - (ASA 50)**KL-0236**

LEX-TUCANO

666911.0**TABLA HELEZON DİŞLİSİ**
(Z-50) - (ASA 60H)**KL-0237**

LEX

735433.2**TABLA HELEZON DİŞLİSİ**
(Z-11) - (ASA 60)**KL-0238****TABLA HELEZON DİŞLİSİ**
(Z-56)**KL-0239**

JAG

912185.0**BOĞAZ DİŞLİSİ**
(Z-9)**KL-0240**

BÜTÜN MODELLER

809053.0**ELEVATÖR ÇANAK DİŞLİ**
(Z-16) - (BOŞ)**KL-0241**


BÜTÜN MODELLER

809052.1**ELEVATÖR ÇANAK DİŞLİ**
(Z-16) - (SEGMANLI) - (TAKIM)**KL-0242**

DOM

670219.0**DOLAP KASNAK ÜST DİŞLİSİ**
(Z-22)**KL-0243**

DOM-MEGA

648119.0**BOĞAZ ŞAFT MİLİ DİŞLİSİ**
(Z-14 / 17) - (SAĞ)**KL-0244**

DOM-MEGA

614992.0**KELEBEK DİŞLİSİ**
(Z-43)**KL-0245**

BÜTÜN MODELLER

645333.1**ÇİFT SIRA ZİNCİR DİŞLİ**
(Z-13 / 14) - (HELEZONUN)**KL-0246**

BÜTÜN MODELLER

678856.2**ELEVATÖR DİŞLİSİ**
(Z-7) - (Ø 26mm) - (DÖVME)

**KL-0247**

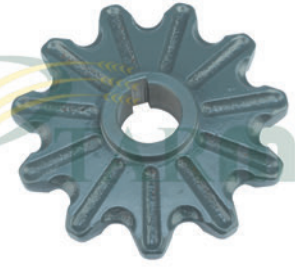
BÜTÜN MODELLER

674143.4
ELEVATÖR DİŞLİSİ
(Z-7) - (Ø 30mm) - (DÖVME)

KL-0248


BÜTÜN MODELLER

674406.1
ELEVATÖR DİŞLİSİ
(Z-7) - (Ø 35mm) - (DÖVME)

KL-0249

LEX

735895.0
ELEVATÖR KOVA DİŞLİSİ
(Z-11) - (Ø 35mm) - (SFERO)

KL-0250

LEX

735896.0
ELEVATÖR KOVA DİŞLİSİ
(Z-11) - (Ø 26mm) - (SFERO)

KL-0251

LEX

735949.2
ELEVATÖR DİŞLİSİ
(Z-17)

KL-0252

LEX

757271.0
ELEVATÖR DİŞLİSİ
(Z-24)

KL-0253


LEX

735355.0
ELEVATÖR DİŞLİSİ
(Z-11)

KL-0254

MEGA

639595.1
ELEVATÖR DİŞLİSİ
(Z-23)

KL-0255

DOM

600967.1
ELEVATÖR DİŞLİSİ
(Z-11)

KL-0256

DOM

605134.1
DEPO BOŞALTICI HELEZON DİŞLİSİ
(Z-17)

KL-0257



DOM

605421.1
DEPO BOŞALTICI DİŞLİ
(Z-20)

KL-0258

DOM

605481.0
DEPO BOŞALTICI HELEZON DİŞLİSİ
(Z-23)

**KL-0259****605484.0****DEPO BOŞALTICI HELEZON DİŞLİSİ
(Z-17) - (KÜÇÜK)****KL-0260****748596.0****BOŞALTICI ELEVATÖR DİŞLİSİ
(Z-23)****KL-0261****748595.0****BOŞALTICI ELEVATÖR DİŞLİSİ
(Z-20) - (ALT)****KL-0262****673330.1****TABLA KELEBEK DİŞLİSİ****KL-0263****642485.0****TABLA HELEZON ÜST DİŞLİ
(Z-14 / 14)****KL-0264****608985.0****BOŞALTICI HELEZON DİŞLİSİ
(Z-50) - (GÖBEKLİ)****KL-0265****818767.0****TABLA HELEZON DİŞLİSİ
(Z-14) - (KÜÇÜK)****KL-0266****754009.0****TABLA HELEZON ÇİFT DİŞLİ
(Z-13 / 15)****KL-0267****753533.0****TABLA HELEZON ÜST DİŞLİSİ
(Z-58)****KL-0268****682993.1****BOŞALTICI HELEZON DİŞLİSİ
(Z-50) - (ASA 60) - (GÖBEKLİ)****KL-0269****176932.0****TABLA HELEZON DİŞLİSİ
(Z-68) - (ÇELTİK İÇİN)****KL-0270****610688.0****ELEVATÖR DİŞLİSİ
(Z-8) - (Ø 30mm)**

**KL-0271**

DOM-MERCUR-MERCATOR

503030.0
ELEVATÖR DİŞLİSİ
(Z-7) - (Ø 26mm)

KL-0272

MERCUR-MERCATOR

503027.1
ELEVATÖR DİŞLİSİ
(Z-7) - (Ø 30mm)

KL-0273

DOM

626798.0
DOLAP TIRMIK DİŞLİSİ
(Z-50) - (ASA 2050)

KL-0274

LEX

795449.0
ELEVATÖR DİŞLİSİ
(Z-11) - (Ø 39mm)

KL-0275

DOM

619272.1
ELEVATÖR DİŞLİSİ
(Z-14) - (Ø 30mm)

KL-0276

TUCANO

646126.1
ELEVATÖR DİŞLİSİ
(Z-19) - (TANE)

KL-0277


LEX

734986.1
BOŞALTICI DİŞLİ
(Z-15)

KL-0278

LEX

755422.0
BOŞALTICI DİŞLİ
(Z-40)

KL-0279

DOM 38-48-58

610199.0
ELEVATÖR DİŞLİSİ
(Z-8) - (Ø 35mm)

KL-0282

BÜTÜN MODELLER

676235.3-626295.1
ZIPKA İKİLİ
(DÖVME) - (648406.0)

KL-0283

BÜTÜN MODELLER

676249.1-626294.0
ZIPKA İKİLİ
(BAŞ KISMA TAKILAN) - (DÖVME)

KL-0284

BÜTÜN MODELLER

676241.4-626296.1
TEKLİ ZIPKA
(MASTAR TAMAMLAYICI)

**KL-0285**


BÜTÜN MODELLER

611203.1
BIÇAK**KL-0290**


LEX

736872.0
SAP KİYİCİ BIÇAK
(Ø 20mm) - (173x52x4mm)**KL-0291**


BÜTÜN MODELLER

060017.2
SAP KİYİCİ BIÇAK
(Ø 18mm) - (173x50x3mm)**KL-0293**


BÜTÜN MODELLER

060015.0
SAP KİYİCİ BIÇAK İÇ YÜKSÜĞÜ
(DIŞ Ø 25mm) - (İÇ Ø 10,50mm)**KL-0294**

BÜTÜN MODELLER

060016.2
SAP KİY. BIÇAK DIŞ YÜKSÜĞÜ
(DIŞ Ø 18mm) - (İÇ Ø 10,50mm)**KL-0295**


LEX-TUCANO

736871.2
SAP KİY. BIÇAK İÇ YÜKSÜĞÜ
(DIŞ Ø 20mm) - (İÇ Ø 10,50mm)**KL-0296**

LEX-TUCANO

736922.0
SAP KİY. BIÇAK DIŞ PULU
(DIŞ Ø 30mm) - (İÇ Ø 10,50mm)**KL-2993**

LEX

782505.1
ROTOR LAMASI
(TIRTIRLI) - (UZUN) - (460x135x6mm)**KL-2994**

LEX

782530.1
ROTOR LAMASI
(TIRTIRLI) - (UZUN) - (460x135x6mm)**KL-2995**

LEX


782531.0
ROTOR LAMASI
(DÜZ) - (UZUN) - (490x120x6mm)**KL-2996**

LEX


782510.0
ROTOR LAMASI
(DÜZ) - (UZUN) - (490x120x6mm)**KL-2997**

LEX


782507.0
ROTOR LAMASI
(DÜZ) - (KISA) - (229x175x6mm)

**KL-2998**

LEX

782528.0**ROTOR LAMASI****(DÜZ) - (KISA) - (229x175x6mm)****KL-0300**


DOM-LEX-MEGA

670287.0**DOLAP ÜST KASNAĞI**
(POYRALI TARAF)**KL-0301**


DOM-LEX-MEGA

670215.1**DOLAP ÜST KASNAĞI**
(KAMALI TARAF)**KL-0302**


DOM-LEX-MEGA

670202.1**DOLAP ALT KASNAĞI**
(DİŞLİLİ TARAF)**KL-0303**


DOM-LEX-MEGA

670288.1**DOLAP ALT KASNAĞI**
(POYRALI TARAF)**KL-0304**


DOM-LEX-MEGA

629654.0**RÜZGARLIK KASNAĞI**
(TEK TARAF)**KL-0305**


DOM-LEX-MEGA

629653.1**RÜZGARLIK KASNAĞI**
(BOĞAZLI TARAF)**KL-0306**


BÜTÜN MODELLER

683303.2**HİDROLİK POMPA KASNAĞI****KL-0307**


DOM-MEDION-MEGA

629267.0**KÖRÜK KASNAĞI**
(DİSK TARAFI)**KL-0308**

DOM-MEDION-MEGA


629268.0**KÖRÜK KASNAĞI**
(POYRALI TARAF)**KL-0309**

DOM-LEX-MEGA

603408.0**KÖRÜK KASNAĞI ÜST**
(DİSK TARAFI)**KL-0310**


DOM-LEX-MEGA

603406.0-603407.1
KÖRÜK KASNAĞI ÜST
(POYRALI TARAF)

**KL-0311**


DOM-LEX-MEGA

603403.0-749999.0
KÖRÜK KASNAĞI ALT
(BURÇLU TARAF)

KL-0312


DOM-LEX-MEGA

603402.0-749997.0
KÖRÜK KASNAĞI ALT
(POYRALI TARAF)

KL-0313

DOM-MEDION-MEGA

773231.1
SARSAK GERĞİ KASNAĞI
(AVARA)

KL-0314


DOM-MEDION-MEGA

773232.0
SARSAK GERĞİ KASNAĞI
(AVARA) - (RULMANLI)

KL-0316

DOM

724128.3
RÜZGARLIK KASNAĞI
(KANALLI)

KL-0318


DOM

673715.1
TIRMIK GERĞİ KASNAĞI

KL-0319


DOM-MED-MEGA-TUC

772169.1
SARSAK AVARA KASNAK

KL-0320

DOM-MED-MEGA-TUC

628724.1
DEVİR DÜŞÜRÜCÜ REDÜKTÖR
KASNAK - (KOMPLE)

KL-0321


BÜTÜN MODELLER

720792.1
BEŞİK AVARA KASNAK
(Ø 220mm)

KL-0322


DOM-MEDION-MEGA

661194.0
BATÖR AVARA KASNAĞI

KL-0323

BÜTÜN MODELLER

644467.0
PATOZ AVARA KASNAK
(KOLU İLE KOMPLE)

KL-0324

LEX

667418.1
BATÖR KASNAĞI
(KOMPLE)

**KL-0325**

LEX

355752.0
BATÖR KASNAĞI
(KOMPLE) - (YAYLI)

KL-0326

LEX

660917.2
BATÖR KASNAĞI
(KOMPLE) - (KALIN PİMLİ)

KL-0327


LEX

660922.2
ROTOR KASNAĞI
(HİDROLİK SİSTEM) - (KOMPLE)

KL-0328


DOM-MEDION-MEGA

724375.0
TABLA AVARA KASNAK

KL-0329

DOM-LEX-MEGA-JAG

724032.1
TABLA AVARA KASNAK

KL-3291


DOM-MEGA-MEDION

661228.0
BATÖR DEVİR DÜŞÜRÜCÜ KASNAĞI
(KOMPLE)

KL-3292


TUCANO 320-330

603313.2
BATÖR KASNAĞI
(YAYLI TARAF)

KL-3295


LEX

667418A
BATÖR KASNAĞI
(POYRALI TARAF)

KL-3296


LEX

667418B
BATÖR KASNAĞI
(DAMAKLI TARAF)

KL-3297


LEX

660922A
ROTOR KASNAĞI
(PİMLİ TARAF) - (İNCE PİM)

KL-3298


LEX

660922B
ROTOR KASNAĞI
(POYRALI TARAF)

KL-3299

LEX

660917A
ROTOR KASNAĞI
(PİMLİ TARAF) - (KALIN PİM)

**KL-3300**


LEX

660917B
ROTOR KASNAĞI
(POYRALI TARAF)

KL-0330

DOM 68

679995.1-643605.1
DEBRİYAJ BASKISI
(KOMPLE)

KL-0331

DOM 68-78-88-JAG 800

679996.1-694083.0
DEBRİYAJ BALATASI
(TRAKPAR)

KL-0332

DOM-MEDION-MEGA

619510.1-610330.1
TABLA HELEZON KAVRAMA BALATASI
(KÜÇÜK)

KL-0333

DOM-LEX-MED-MEGA-JAG

648507.1
TABLA HELEZON BALATASI
(BÜYÜK)

KL-0334

DOM-JAG

631663.0
DEBRİYAJ KÖMÜRÜ

KL-0339

DOM

DEVİRDAlM

KL-0340


DOMINATOR

655340.0
FREN MERKEZİ
(ÜST)

KL-0341


DOM 48-58-68-78-88-98

655339.1
FREN MERKEZİ
(ALT)

KL-0342

DOM-MEGA-JAG

679892.0-657556.0
VOLANT KAVRAMA TAKOZU
(798397.0-798398.0)

KL-0343

BÜTÜN MODELLER

624545.1-796144.0
VOLANT KAVRAMA TAKOZU

KL-0344

BÜTÜN MODELLER

679476.1
HİDROLİK POMPA HORTUMU

**KL-0345**

DOM

729445.0
KUMANDA KOL LASTİĞİ

KL-0346

BÜTÜN MODELLER

654587.0-941495.0
MAFSAL ISTAVROZU

KL-0347

BÜTÜN MODELLER

972580.0
MAFSAL ISTAVROZU

KL-0348

DOM-MEGA

650170.0
TABLO HELEZON HAREKET ŞAFTI

KL-0349

MEGA-MEDION

648159.0
TABLO HELEZON HAREKET ŞAFTI

KL-0350

DOM-LEX-MEGA

648068.3
HELEZON PARMAĞI
(245mm - GALVANİZ - SULU - UZUN)

KL-0351

DOM-MEGA

603759.1
HELEZON PARMAĞI - (Ø16mm)
(205mm - GALVANİZ - SULU - KISA)

KL-0352


LEX

626963.1-626627.0
TIRMIK TAPASI
(UZUN) - (SAĞ)

KL-0353

LEX

626628.0-626964.1
TIRMIK TAPASI
(KISA) - (SOL)

KL-0354

BÜTÜN MODELLER

624157.0
MOTORBAŞI KUYRUK MİLİ SOMUNU

KL-0355

DOM-LEX-JAG-MEGA

609752.0
TABLA HELEZON KUSTURUCU
MANDALI - (DÖVME)

KL-0356

TUCANO-LEX

HELEZON PARMAĞI
(270mm) - (SULU - GALVANİZ)



TARMO A.Ş.

CLAAS

www.tarmo.com.tr

KL-0357



DOM-LEX-MEDION-MEGA

643756.1

TABLA PİSTON ESNETME YAYI

KL-0358



LEX

626987.0

TIRMIK YAYI

KL-0359




BÜTÜN MODELLER

800021.0

TIRMIK YAYI

KL-3590



DOM-MEGA-COM

670210.2

DOLAP AYAR KOLU

KL-0360



TUCANO

520902.0-520903.0

BOĞAZ GÖTÜRÜCÜ ZİNCİR
(3'LÜ TAKIM) - (TAKVİYELİ) - İTHAL

KL-0361



DOM78-88-98-108-MEDION

540033.0-540034.0

BOĞAZ GÖTÜRÜCÜ ZİNCİR
(3'LÜ TAKIM) - (TAKVİYELİ) - İTHAL

KL-0362



MEDION 340

540034.0

BOĞAZ GÖTÜRÜCÜ ZİNCİR
(4'LÜ TAKIM) - (TAKVİYELİ) - İTHAL

KL-0363



LEX

630567.2-630643.2

BOĞAZ GÖTÜRÜCÜ ZİNCİR
(4'LÜ TAKIM) - (TAKVİYELİ) - İTHAL

KL-0365



DOM78-88-98-108-MEDION

605456.2

ELEVATÖR ZİNCİRİ
(TANE) - İTHAL

KL-0366



DOM78-88-98-108-MEDION

678448.0

ELEVATÖR ZİNCİRİ
(KESMİK) - İTHAL

KL-0367



DOM78-88-98-108-MEDION

680494.0-680493.1

BOĞAZ GÖTÜRÜCÜ ZİNCİR KULAKLI
KİLİDİ - İTHAL

KL-0368




DOM78-88-98-108-MEDION

002860.0

BOĞAZ GÖTÜRÜCÜ ZİNCİR KİLİDİ
İTHAL



KL-0369



DOM75-88-98-108-MEDION

002861.0

BOĞAZ GÖTÜRÜCÜ ZİNCİR YARIM
EKİ - İTHAL

KL-0370



DOM75-88-98-108-MEDION

687545.0-639688.0

ELEVATÖR ZİNCİRİ KULAKLI KİLİDİ
İTHAL

KL-0371



BÜTÜN MODELLER

650191.2

ZİNCİR
(ASA 50-1)

KL-0372



BÜTÜN MODELLER

650174.0

ZİNCİR
(ASA 60-1)

KL-0373



BÜTÜN MODELLER

ZİNCİR
(ASA 80-1)

KL-0374



BÜTÜN MODELLER

002858.0

ZİNCİR KİLİDİ
(ASA 50-1)

KL-0375



BÜTÜN MODELLER

670251.0

ZİNCİR KİLİDİ
(ASA 60-1)

KL-0376



BÜTÜN MODELLER

ZİNCİR KİLİDİ
(ASA 80-1)

KL-0377



LEX

795362.1-553403.0

ELEVATÖR ZİNCİRİ
(TANE)

KL-0378



MEGA-TUCANO

549541.0

ELEVATÖR ZİNCİRİ
(TANE)

KL-0379



MEDION-MEGA-TUCANO

553463.0

ELEVATÖR ZİNCİRİ
(TANE)

KL-0380



LEX

735367.0-601819.0

ELEVATÖR ZİNCİRİ
(KESMİK)

**KL-0381**

LEX

ZİNCİR
(ASA 60H-1) - (TAKVİYELİ)

KL-0382

BÜTÜN MODELLER

002859.0
ZİNCİR YARIM EKİ
(ASA 50-1)

KL-0383

BÜTÜN MODELLER

ZİNCİR KİLİDİ
(ASA 60H-1)

KL-0384


BÜTÜN MODELLER

ZİNCİR YARIM EKİ
(ASA 60H-1)

KL-0391

DOM 48-58-68-130-140

646734.0
BATÖR ÇELTİK MİLİ

KL-0392

DOM-LEX-MEGA

670214.1
KÖRÜK KASNAK MİLİ

KL-0393

DOM-LEX-MEGA

670201.2
DOLAP ALT KASNAK MİLİ

KL-0394

DOM

676298.0
BIÇAKKOLU BORULU YATAK MİLİ

KL-0395

DOM

673746.0
BIÇAKKOLU VALS YATAK MİLİ

KL-0396

DOM

600410.2
BATÖR FLANŞLI MİL
(23,50cm) - (DÖVME) - (SAĞ)

KL-0397

DOM

600988.0
BATÖR FLANŞLI MİL
(21cm) - (DÖVME) - (SOL)

KL-0398


DOM 108-118

600410.3
BATÖR FLANŞLI MİL
(24cm) - (DÖVME) - (SAĞ)

**KL-0399**

DOM-MEDION

647858.1
BATÖR FLANŞLI MİL
(23cm) - (DÖVME) - (SOL)

KL-0400

DOM-LEX-MEDION-MEGA

673081.1
BEŞİK ASKI DEMİRİ

KL-0401

DOM-MEDION-MEGA-COM

600641.0
KESMİK ELEVATÖR MİLİ
(Ø 26mm) - (297mm)

KL-0402

DOM-MEDION-MEGA

600414.0
BATÖR MİLİ

KL-0403

LEX-MEGA

759641.2
ÇELTİK BALABAN MİLİ

KL-0404


LEX

353284.0
TABLA HELEZON MİLİ
(FREZELİ)

KL-0406

BÜTÜN MODELLER

772620.0
SARSAK GERĞİ KASNAK VİDASI

KL-0407

DOM-MEDION-MEGA

678846.0
KESMİK ELEVATÖR MİLİ
(Ø 26mm) - (290,50mm)

KL-0408


DOM-MEDION-MEGA

645006.3
ÖN BOĞAZ MİLİ
(Ø 40mm) - (1933mm)

KL-0409

DOM-MEDION-MEGA

650896.1
TABLA SENSÖR MİLİ
(Ø 20mm) - (688mm) - (SOL)

KL-0410

TUCANO-LEX

725458.0
KESMİK ELEVATÖR MİLİ
(Ø 26mm) - (261mm)

KL-0411

LEX

757105.0
KESMİK ELEVATÖR MİLİ
(Ø 35mm) - (300mm)

**KL-0412**

LEX

736056.1
BEŞİK MİLİ
(Ø 55mm) - (1881mm)

KL-0413


LEX

736135.0
BEŞİK MİLİ
(Ø 48mm) - (1601mm)

KL-0414

DOM-MEGA

661200.1
DEVİR DÜŞÜRÜCÜ REDÜKTÖR
ŞAPKALI MİL - (DÖVME)

KL-0415


DOM 68-78-MEGA-MEDION

645342.0
TABLA HELEZON MİLİ
(Ø 30mm) - (363mm)

KL-0416

LEX-TUCANO

626308.2-626383.0
TABLA HELEZON ŞAFTI

KL-0417

MEGA-MEDION-LEX-TUCANO

735331.1
KESMİK ELEVATÖR MİLİ
(Ø 26mm) - (216mm)

KL-0421

DOM

647454.2
BEŞİKKOLU FLANŞLI MİL

KL-0422

DOM-MEGA

648164.0
ÖN BOĞAZ GÖTÜRÜCÜ MİLİ
(992mm)

KL-0423

DOM-MEGA

648179.0
ÖN BOĞAZ GÖTÜRÜCÜ MİLİ
(1446mm)

KL-0424

DOM 68-78

650835.0
ÖN BOĞAZ GÖTÜRÜCÜ MİLİ
(1284mm)

KL-0425

DOM 48-58-68-130-140-150

725537.1
TAMBUR MİLİ
(1484mm)

KL-0426

LEX

667903.1
TAMBUR MİLİ
(2255,50mm)



KL-0427



667671.0
TAMBUR MİLİ
(1975,50mm)

KL-0428



644167.2
TAMBUR MİLİ
(1898mm)

KL-0429



644517.0
TAMBUR MİLİ
(1898mm)

KL-0430



600378.2
TAMBUR MİLİ
(1619mm)

KL-0431



629692.2
TAMBUR MİLİ
(2203mm)

KL-0432



646249.3
TAMBUR MİLİ
(1638mm)

KL-0433



603525.4
BOĞAZ GÖTÜRÜCÜ MİLİ
(1291mm)

KL-0434




650689.0
BOĞAZ GÖTÜRÜCÜ MİLİ
(1544mm)

KL-0435



650792.1
BOĞAZ GÖTÜRÜCÜ MİLİ
(1807mm)

KL-0436



630656.0
BOĞAZ GÖTÜRÜCÜ MİLİ
(1650mm)

KL-0437



630379.0
BOĞAZ GÖTÜRÜCÜ MİLİ
(1930mm)

KL-0438




630637.1
BOĞAZ GÖTÜRÜCÜ MİLİ
(1807mm)

**KL-0439**


LEX

630408.1
BOĞAZ GÖTÜRÜCÜ MİLİ
(2039mm)

KL-0444

DOM

605127.3
ELEVATÖR MİLİ
(293mm)

KL-0445

TUCANO

644384.0
RÜZGARLIK MİLİ
(275mm) - (Ø 30mm)

KL-0447

COM DOM

603733.5
BOĞAZ ARKA MİLİ
(1550mm) - (Ø 45mm)

KL-0448


COM-MEGA-DOM

648184.0
BOĞAZ ÖN MİLİ
(2212mm)

KL-0449

DOM-MEGA-TUCANO

600415.0
BATÖR MİLİ
(1384mm)

KL-0450

DOM 68-78

703856.1-729488.0
SARSAK KRANKI - (Ø 31mm)
(4 SARSAK) - (KISA) - (ÖN)

KL-0451

DOM 68-78

600091.2-729490.0
SARSAK KRANKI - (Ø 31mm)
(4 SARSAK) - (UZUN) - (ARKA)

KL-0452

DOM 78-88-98

670945.2
SARSAK KRANKI - (Ø 31mm)
(5 SARSAK) - (KISA)

KL-0453

DOM 78-88-98

684021.1
SARSAK KRANKI - (Ø 31mm)
(5 SARSAK) - (UZUN)

KL-0454

DOM 98-MEDION

670945.4
SARSAK KRANKI - (Ø 35mm)
(5 SARSAK) - (KISA)

KL-0455

DOM 98-MEDION

605668.2
SAR. KRANKI - (Ø 35mm)
(5 SARSAK) - (UZUN) - (735012.0)

**KL-0456**

DOM 105-106-108

176968.0-678500.3
SARSAK KRANKI
(Ø 35mm) - (6 SARSAK)

KL-0457

DOM 105-106-108

678513.3
SARSAK KRANKI
(Ø 40mm) - (6 SARSAK)

KL-0458

DOM 68-78

726985.0
SARSAK KRANKI
(Ø 31mm) - (4 SARSAK)

KL-0459

DOM 68-78

726986.0
SARSAK KRANKI
(Ø 31mm) - (4 SARSAK)

KL-0460

DOM 68-78

726985.0
SARSAK KRANKI
(Ø 31mm) - (4 SARSAK) - (KOMPLE)

KL-0461

DOM 68-78

726986.0
SARSAK KRANKI
(Ø 31mm) - (4 SARSAK) - (KOMPLE)

KL-0462

DOM 98-MEDION

755554.0
SARSAK KRANKI - (Ø 35mm)
(5 SARSAK) - (KISA)

KL-0463

DOM 98-MEDION

735011.1
SAR. KRANKI - (Ø 35mm)
(5 SARSAK) - (UZUN) - (735012.0)

KL-0464

DOM 78-88-98

735008.0
SARSAK KRANKI - (Ø 31mm)
(5 SARSAK) - (KISA)

KL-0465

DOM 78-88-98

735012.0
SARSAK KRANKI - (Ø 31mm)
(5 SARSAK) - (UZUN)

KL-0466

DOM 105-106-108

735032.0-735034.1
SARSAK KRANKI - (Ø 35mm)
(6 SARSAK)

KL-0467


DOM 105-106-108

735033.0
SARSAK KRANKI - (Ø 40mm)
(6 SARSAK)

**KL-0469**

DOMI-MEGA-MEDION

678258.2
SARSAK TAKOĞU
(Ø 35mm)

KL-0470

DOM78-88-98-108-MEDION

678258.2
SARSAK TAKOĞU
(SACI, CİVATASI , ŞİMİ DAHİL)

KL-0471

DOMI-MEGA-MEDION

678522.0
SARSAK TAKOĞU
(Ø 40mm)

KL-0472

DOM 68-76-78

618186.2
SARSAK TAKOĞU
(Ø 31mm)

KL-0473


DOM-MEGA

618254.2
SARSAK TAKOĞU
(Ø 31mm)

KL-0474

DOM-MEGA

648876.0
SARSAK KRANK DENGİ ÇUBUĞU
(İKİ UCU PLASTİK)

KL-0476

DOM 68

661667.0-600048.0
SARSAK TAKOĞU
(Ø 31mm) - (DÖRTKÖŞE)

KL-0477

DOM-MEGA

661711.0-687106.0
SARSAK TAKOĞU
(Ø 36mm) - (DÖRTKÖŞE)

KL-0478


DOM-MEGA

650867.0
GÖTÜRÜCÜ ZİNCİR YATAĞI
(AHŞAP)

KL-0480


BÜTÜN MODELLER

650863.1
GÖTÜRÜCÜ PALETİ - (60,5cm)
(4mm-U-GALVANİZLİ-EZME-SAĞ)

KL-0481

BÜTÜN MODELLER

650864.1
GÖTÜRÜCÜ PALETİ - (60,5cm)
(4mm-U-GALVANİZLİ-EZME-SOL)

KL-0482

LEX

517935.0
GÖTÜRÜCÜ PALETİ
(56cm-4mm-U-GALVANİZLİ-EZME)



TARMO A.Ş.

CLAAS

www.tarmo.com.tr

KL-0483



DOM 68-78

645232.2
GÖTÜRÜCÜ PALETİ
(86cm-4mm-U-GALVANİZLİ-EZME)

KL-0484



TUCANO

520163.0
GÖTÜRÜCÜ PALETİ
(60,5cm-4mm-U-GALVANİZLİ-EZME)

KL-0485



DOM 68-76-78

603506.1
GÖTÜRÜCÜ PALETİ
(96,2cm-4mm-U-GALVANİZLİ-EZME)

KL-0486



LEX

630565.1
GÖTÜRÜCÜ PALETİ - (74cm)
(4mm-U-GALVANİZLİ-EZME-SAĞ)


KL-0487



LEX

630566.1
GÖTÜRÜCÜ PALETİ - (74cm)
(4mm-U-GALVANİZLİ-EZME-SOL)

KL-0488



LEX 405-410-415-430

630642.1
GÖTÜRÜCÜ PALETİ
(65cm-4mm-U-GALVANİZLİ-EZME)

KL-0489



DOM 106-108-118

603679.1
GÖTÜRÜCÜ PALETİ - (76cm)
(4mm-U-GALVANİZLİ-EZME-SOL)

KL-0490



DOM 106-108-118

603681.1
GÖTÜRÜCÜ PALETİ - (76cm)
(4mm-U-GALVANİZLİ-EZME-SAĞ)

KL-0491



DOM

603742.1
GÖTÜRÜCÜ PALETİ - (65cm)
(4mm-U-GALVANİZLİ-EZME-SOL)

KL-0492



DOM

603743.1
GÖTÜRÜCÜ PALETİ - (65cm)
(4mm-U-GALVANİZLİ-EZME-SAĞ)

KL-0493



DOM 108-118-COM 228

645083.1
GÖTÜRÜCÜ PALETİ - (71cm)
(4mm-U-GALVANİZLİ-EZME-SOL)

KL-0494



DOM 108-118-COM 228

645081.1
GÖTÜRÜCÜ PALETİ - (71cm)
(4mm-U-GALVANİZLİ-EZME-SAĞ)

**KL-0495**


DOM 108-118-MEGA 208

650713.1
GÖTÜRÜCÜ PALETİ
(68cm-4mm-U-GALVANİZLİ-EZME)

KL-0496


TUCANO

518241.1
GÖTÜRÜCÜ PALETİ
(47cm-4mm-EZME) - (ÇELTİK İÇİN)

KL-0501


DOM

608548.1
TAMBUR V SACI
(1060x207x2mm)

KL-0502


DOM-MEGA-MEDION

608549.1-555768.0
TAMBUR V SACI
(1320x207x2mm)

KL-0503

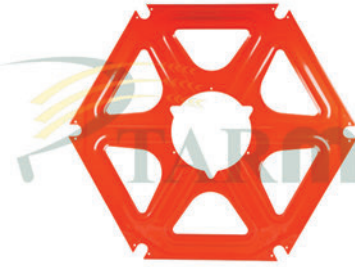
DOM-MEGA-MEDION

634981.1
TAMBUR V SACI
(1580x207x2mm)

KL-0504

LEX

508043.0-777064.0
TAMBUR V SACI
(1410x211x2mm)

KL-0505

LEX-TUCANO

626466.0
DOLAP SACI
(Ø 220mm) - (İÇİ ÜÇGEN) - (ORTA)

KL-0506

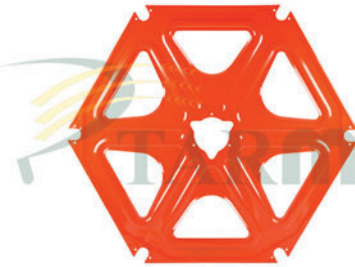
DOM-MEGA-MEDION

677474.1
DOLAP SACI
(Ø 134mm) - (İÇİ ÜÇGEN) - (SAĞ)

KL-0507

DOM-MEGA-MEDION

677070.1
DOLAP SACI
(Ø 188mm) - (İÇİ YUVARLAK) - (SOL)

KL-0508

DOM-MEGA-MEDION

677318.1
DOLAP SACI
(Ø 134mm) - (İÇİ ÜÇGEN) - (ORTA)

KL-0510

DOM

177531.0
BATÖR LAMASI
(104 cm) - (6 ADET)

KL-0511


DOM-MEGA-MEDION

177532.0
BATÖR LAMASI
(130 cm) - (6 ADET)

**KL-0512**


LEX

181741.0-181742.0
BATÖR LAMASI
(140 cm) - (8 ADET)

KL-0513

DOM 106-108-118-MEDION 340

177533.0
BATÖR LAMASI
(156,50 cm) - (6 ADET)

KL-0514

LEX 440-450-460-480

181743.0-181744.0
BATÖR LAMASI
(168 cm) - (8 ADET)

KL-0517

DOM-MEGA-MEDION

600735.3
BATÖR
(KOMPLE)

KL-0522

DOM-MEGA-MEDION

600471.1
BATÖR LAMA ROZETİ
(DİSK) - (KAMALI) - (SOL-SAĞ)

KL-0523

DOM-MEGA-MEDION

600104.0
BATÖR LAMA ROZETİ
(DİSK) - (KAMASIZ) - (ORTA)

KL-0524

DOM-MEGA-MEDION

618522.0
BATÖR LAMA ROZETİ
(KAMALI) - (SAĞ)

KL-0525


BÜTÜN MODELLER

628050.1
BATÖR ÇELTİK DİŞİ

KL-0526


DOM

617865.0-674478.1
TAMBUR LAMA ROZETİ
(KAMALI) - (ORTA)

KL-0527

MEGA-MEDION-LEX

634977.0
TAMBUR LAMA ROZETİ
(KAMALI) - (ORTA)

KL-0528

MEGA-MEDION-LEX

634974.0
TAMBUR LAMA ROZETİ
(KAMASIZ) - (SAĞ-SOL)

KL-0529


MEGA-MEDION-LEX

674479.0-617601.0
TAMBUR LAMA ROZETİ
(KAMASIZ) - (SAĞ-SOL)

**KL-0530**

DOM 68-78

601750.1-726973.0
KONTRBATÖR
(4 SARSAK) - (617714.0)

KL-0531

DOM 86-88-96-98

601754.1
KONTRBATÖR
(5 SARSAK)

KL-0534


LEX 540-560-580

777249.1
KONTRBATÖR
(3 PARÇA)

KL-0535


DOM 88-98-108-MED 310

756070.0-662815.0
KONTRBATÖR
(3 PARÇA)

KL-0536


DOM 108-118

600230.3
KONTRBATÖR
(MISIR İÇİN) - (6 SARSAK)

KL-0537

DOM 106-108-118

601753.1
KONTRBATÖR
(BUĞDAY İÇİN) - (6 SARSAK)

KL-0538


DOM 88-98-TUCANO 320

662817.0
KONTRBATÖR
(MISIR İÇİN) - (3 PARÇA)

KL-0539


DOM 108-118-MED 340

662808.0
KONTRBATÖR
(BUĞDAY İÇİN)

KL-5390

DOM 108-118-MED 340

662811.0
KONTRBATÖR
(MISIR İÇİN)

KL-0540

BÜTÜN MODELLER

647464.0
BEŞİK TAKOZU
(16x32x17mm)

KL-0541

BÜTÜN MODELLER

647465.0
BEŞİK TAKOZU
(18x34x42mm)

KL-0542

BÜTÜN MODELLER

647467.0
BEŞİK TAKOZU
(25x40x40mm)

**KL-0543**

BÜTÜN MODELLER

647429.0
BEŞİK TAKOZU
(25x50x50mm)

KL-0544

BÜTÜN MODELLER

647431.0
BEŞİK TAKOZU
(36x70x90mm)

KL-0545


LEX

687355.0
BEŞİK TAKOZU
(55x25x60mm)

KL-0546

BÜTÜN MODELLER

647430.0
BEŞİK TAKOZU
(70x36x65mm)

KL-0547

DOM-MEGA-MEDION-LEX

647466.0
BEŞİK TAKOZU
(14x35x32mm)

KL-0548


LEX

751251.0
BEŞİK TAKOZU
(18x40x25mm)

KL-0549

LEX

751252.0
BEŞİK TAKOZU
(18x40x50mm)

KL-0550

DOM-MEGA-MEDION-LEX

647468.0
BEŞİK TAKOZU
(20x45x30mm)

KL-0551

LEX

751254.0
BEŞİK TAKOZU
(20x60x50mm)

KL-0552

LEX

751335.0
BEŞİK TAKOZU
(21x41x50mm)

KL-0553

LEX

751253.0
BEŞİK TAKOZU
(25x50x56mm)

KL-0554

DOM-MEGA-MEDION-JAG

072744.0
BEŞİK TAKOZU
(30x65x70 / 40mm)



KL-0555



DOM-MEGA-LEX

657940.0
BEŞİK TAKOZU
(30x65x70 / 60mm)

KL-0557



DOM

605244.1
BEŞİK TAKOZU

KL-0560



DOM-MEDION

673081.1
BEŞİK ASKI KOLU

KL-0561



DOM-MEDION-TUCANO

678638.0
BEŞİK ASKI KOL SETİ


KL-0562



DOM

619342.0
ELEK LASTİK TAKOZU
(PRES)


KL-0563



DOM-LEX-MEGA

619342.1
ELEK LASTİK TAKOZU
(44x13x33,5mm) - (KESME)

KL-0564



DOM-LEX-MEDION-MEGA

619342.0
ELEK LASTİK TAKOZU
(44x13x35mm) - (KESME)

KL-0565



DOM-LEX-MEDION-MEGA

619298.3
ELEVATÖR ZİNCİR TAŞIYICI GETİ
(KESMİK)

KL-0566



DOM-MEGA

672630.2
ELEVATÖR ZİNCİR TAŞIYICI GETİ
(154x78x9mm) - (TANE)

KL-0567



DOM-MEDION-MEGA

605450.1
ELEVATÖR ZİNCİR TAŞIYICI GETİ
(KESMİK)


KL-0568



YENİ MODELLERE


642644.2
ELEVATÖR ZİNCİR TAŞIYICI GETİ
(TANE)

KL-0569



LEX

735935.2
ELEVATÖR ZİNCİR TAŞIYICI GETİ
(TANE)

**KL-5690**

BÜTÜN MODELLER

**HELEZON PARMAK GETİ
(16'LİK)**

KL-5691

DOM

**726378.0
BEŞİK ASKI KOLU**

KL-5692

DOM-LEX-MEDION-MEGA

**678637.0
BEŞİK ASKI KOLU**

KL-0570

BÜTÜN MODELLER

**628601.0
BATÖR KASNAK YATAĞI
(YARIKLI) - (BÜYÜK) - (PLASTİK)**

KL-0571

BÜTÜN MODELLER

**617323.0
BATÖR KASNAK YATAĞI
(YARIKLI) - (KÜÇÜK) - (PLASTİK)**

KL-0572

DOM-LEX

**629854.0
BATÖR KASNAK YATAĞI
(YARIKLI) - (PLASTİK)**

KL-0573


DOM-MEGA-LEX

**629865.0
BATÖR KASNAK YATAĞI
(YARIKLI) - (PLASTİK)**

KL-0574

DOM-LEX-JAG

**629841.0
BATÖR KASNAK YATAĞI
(YARIKLI) - (PLASTİK)**

KL-0575

DOM-LEX-MEGA

**630149.0
BATÖR KASNAK YATAĞI
(YARIKLI) - (PLASTİK)**

KL-0576

DOM-MEGA-LEX

**628602.0
BATÖR KASNAK YATAĞI
(YARIKLI) - (PLASTİK)**

KL-0577

BÜTÜN MODELLER

**603271.0
DOLAP BURCU
(62x58x40mm) - (YARIKLI) - (PLASTİK)**

KL-0578

DOM-MEGA

**670277.0
DOLAP ALT KASNAK BURCU
(DIŞ TARAF) - (PLASTİK)**

**KL-0579**


DOM-MEGA

670278.0
DOLAP ALT KASNAK BURCU
(ORTADAKİ) - (PLASTİK)

KL-0580

DOM-MEGA

670279.0
DOLAP ÜST KASNAK BURCU
(ORTADAKİ) - (PLASTİK)

KL-0581


BÜTÜN MODELLER

008550.0
DOLAP TIRMIK BURCU
(PLASTİK)

KL-0582


YENİ MODELLER

626510.0
TIRMIK FİBERİ
(YARIKLI)

KL-0583

BÜTÜN MODELLER

677876.0
TIRMIK FİBERİ
(ŞAPKALI)

KL-0584

LEX

630354.0
GÖTÜRÜCÜ YATAK KELEPÇESİ
(95x110x80mm) - (PLASTİK)

KL-0585

DOM 68-78-88

603612.2
GÖTÜRÜCÜ ZİNCİR YATAĞI
(60x7x730mm) - (PLASTİK)

KL-0586

DOM 68-78-88

650686.0
GÖTÜRÜCÜ ZİNCİR YATAĞI
(60x7x670mm) - (PLASTİK)

KL-0587


DOM 68-88-118-MED

630570.0
GÖTÜRÜCÜ ZİNCİR YATAĞI
(52x8x444mm) - (PLASTİK)

KL-0588

BÜTÜN MODELLER

603754.2-777199.0
HELEZON PARMAR NAYLONU
(KÜÇÜK)

KL-0589

BÜTÜN MODELLER

603754.2-777199.0
HELEZON PARMAR NAYLONU
(TAKVİYELİ)


KL-0590

BÜTÜN MODELLER

008543.0
HELEZON PARMAR T-YATAK PLASTİĞİ
(Ø 25mm)

**KL-0591**


BÜTÜN MODELLER

008553.0**HELEZON PARMAC T-YATAK PLASTİĞİ
(Ø 30mm)****KL-0592**

BÜTÜN MODELLER

609935.1**ZİNCİR GERİ MAKARASI****KL-0593**

BÜTÜN MODELLER

726981.0**SARSAK RULMAN YATAĞI
(Ø 80mm) - (PLASTİK)****KL-0594**

DOM 68

603864.0**DOLAP TIRMIK KAPAĞI
(GRESÖRLÜKLÜ) - (PLASTİK)****KL-0595**

DOM-MEGA-MEDION-JAG

624546.1**MOTORBAŞI MİLİ BURCU****KL-0596**

BÜTÜN MODELLER

660503.0-749996.0**RÜZGARLIK KASNAK FİBERİ
(U KLİPS) - (28'LİK)****KL-0599**

DOM

653906.0**SARSAK TAPASI
(PLASTİK)****KL-0600**

BÜTÜN MODELLER

628893.0**DEVİR DÜŞÜRÜCÜ GERİ TAKOZU
(PLASTİK)****KL-0601**

LEX

519985.1**HELEZON PARMAC FİBERİ****KL-0602**

DOM-MEGA-MEDION

629265.0**RÜZGARLIK KASNAK FİBERİ
(U KLİPS) - (20'LİK)****KL-0603**

COMMANDER-DOM-JAG


628676.0**BATÖR KASNAK DAMAK FİBERİ****KL-0604**

DOM-JAG-LEX-COM


603016.0**BATÖR KASNAK DAMAK FİBERİ**

**KL-0605**

DOM-JAG-LEX-COM

603309.0**BATÖR KASNAK DAMAK FİBERİ****KL-0606**

LEX-MEGA-TUCANO

757219.1**TANE ELEVATÖR ZİNCİR TAŞIYICI GETİ
(SOMUNLU) - (PLASTİK)****KL-0607**


MEDION-MEGA-TUCANO

553462.0**TANE ELEVATÖR ZİNCİR TAŞIYICI GETİ
(SOMUNLU) - (PLASTİK)****KL-0608**


DOM-LEX-JAG-MEGA-MED

630427.0**BOĞAZ ÜST KONTROL KAPAĞI
(PLASTİK)****KL-0609**


DOM-LEX-MEGA-MED-TUCANO

734784.0**SARSAK RULMAN YATAĞI
(Ø 80mm) - (PLASTİK)****KL-6090**

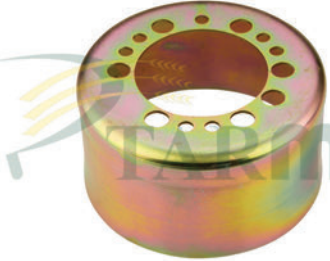
DOM-LEX-MEDION-MEGA

629656.0**KÖRÜK KASNAK KAMASI
(PLASTİK)****KL-0610**


DOM-LEX-MEDION-MEGA

605059.3**RÜZGARLIK FANI
(ROTOR)****KL-0612**

LEX

667412.1**ROTOR KASNAK YAY KAPAĞI
(Ø 120,50mm) x (60,5mm)****KL-0613**


LEX

667531.0**BATÖR KASNAK YAY KAPAĞI
(Ø 122,50mm) x (66mm)****KL-0614**

BÜTÜN MODELLER

617630.0-663157.0**TAMBUR U SACI
(UCU DÖRTKÖŞELİ) - (SULU)****KL-0615**

BÜTÜN MODELLER

617631.0**TAMBUR U SACI
(UCU SİVRİ OLAN)****KL-0616**

LEX

735596.0**TAMBUR U KEPİ
(DÖVME)**

**KL-0617**

LEX

792229.1
TAMBUR EZİCİ YATAK
(YENİ MODEL)

KL-0618

DOM 68-MEDION

683513.1
HİDROLİK POMPA SACI
(6 DELİKLİ)

KL-0619

BÜTÜN MODELLER

673753.1
BIÇAK ÜST BASKI ŞİMİ

KL-0620

DOM-MEGA

672631.1
ELEVATÖR GETİ ÜST DESTEK SACI

KL-0621

DOM-MEGA-MEDION

605449.1
ELEVATÖR GETİ ÜST DESTEK SACI
(TANE) - (BÜYÜK)

KL-0622

DOM-MEGA-MEDION

676770.0
ELEVATÖR GETİ ÜST DESTEK SACI
(TANE) - (KÜÇÜK)

KL-0623

DOM-MEGA-MEDION

636208.2
ELEVATÖR GETİ ÜST DESTEK SACI
(KESMİK)

KL-0624


LEX

642658.1
ELEVATÖR GETİ ÜST DESTEK SACI
(TANE)

KL-0625

DOM-LEX-MEDION-MEGA

726980.1
SARSAK RULMAN YATAK SACI

KL-0626

BÜTÜN MODELLER

618139.1
SARSAK TAKOZ SACI

KL-0627


DOM-MEGA-MEDION

670949.2
SARSAK TAKOZ ARA ŞİMİ

KL-0628

BÜTÜN MODELLER

648868.0
SARSAK SAP KARIŞTIRICISI

**KL-0629**

BÜTÜN MODELLER

610272.3-610294.3
SAP KALDIRICI

KL-6290

LEX

626511.0
TIRMİK FİBERİ KORUYUCU SACI

KL-6291

BÜTÜN MODELLER

677883.0
TIRMİK FİBERİ KORUYUCU SACI

KL-6292

BÜTÜN MODELLER

233131.0
TIRMİK FİBER PULU

KL-6295

DOM-MEGA

650900.0
OTOMATİK PİLOT SENSÖR BANTİ
(SAC)

KL-6296

DOM-MEGA

661712.1
SARSAK TAKOZ YATAK SACI
(ALTİGEN)

KL-6297


LEX-MEGA-MEDİON

669923.0
BIÇAKKOLU HD ŞANZİMAN ÇATAL
PULU - (TIRNAKLI)

KL-6298


DOM-MEGA-MED-TUCANO

176951.0
SARSAK SACI
(BALIK SIRTİ)

KL-6299


BÜTÜN MODELLER

670936.3-673913.2
SARSAK SACI
(ÜST) - (684996.2)

KL-6300

LEX

792704.0
SARSAK RULMAN YATAK SACI
(3x128x155mm)

KL-6301

DOM-LEX-TUCANO

629047.2
TAMBUR KASNAK SIKTIRMASI
(Ø 45x13mm)

KL-0630


BÜTÜN MODELLER

602116.1-239367.0
ÖN TEKER BİJONU
(SOMUNLU)

**KL-0632**


BÜTÜN MODELLER

237561.0
SARSAK TAKOZ CİVATASI

KL-0633

BÜTÜN MODELLER

237947.0
SARSAK TAKOZ CİVATASI SOMUNU

KL-0634

BÜTÜN MODELLER

237519.0
HELEZON PARMAK SOMUNU

KL-0635

LEX

753800.2
BOĞAZ KOL SABİTLEME CİVATASI

KL-0636

BÜTÜN MODELLER

235534.1
ZIPKA CİVATASI
(M10x50) - (KISA)

KL-0637

BÜTÜN MODELLER

236462.0
ZIPKA CİVATASI
(M10x60) - (UZUN)

KL-0638

BÜTÜN MODELLER

236460.0
ZIPKA CİVATASI
(M10x50) - (BAŞ BASKI)

KL-0639

MEDION 340

626407.0-626408.0
BIÇAK CİVATASI
(M6x17mm) - (ORİJİNAL SOMUNLU)

KL-0640

MEDION 340

626406.0-626408.0
BIÇAK CİVATASI
(M6x28mm) - (ORİJİNAL SOMUNLU)

KL-0641

BÜTÜN MODELLER

237663.0
BIÇAK PERÇİNİ
(6x17mm - KISA) - (1 ADET)

KL-0642

BÜTÜN MODELLER

237054.0
BIÇAK PERÇİNİ
(6x30mm - UZUN) - (1 ADET)

KL-0643

BÜTÜN MODELLER

237663.0
BIÇAK PERÇİNİ
(6x17mm - KISA) - (1Kg)

**KL-0644**


BÜTÜN MODELLER

237054.0
BIÇAK PERÇİNİ
(6x30mm - UZUN) - (1Kg)

KL-0645

BÜTÜN MODELLER

211175.0
ÖN BOĞAZ RULMAN YATAK CİVATASI
(SOMUNLU)

KL-0646

BÜTÜN MODELLER

237461.0
BATÖR LAMA CİVATASI
(M12x30mm)

KL-0647

BÜTÜN MODELLER

238904.0
BIÇAKKOLU ŞANZİMAN KUTU
CİVATASI - (M18x2x45mm)

KL-0648

BÜTÜN MODELLER

502511.0
TAMBUR CİVATASI
(M10x25mm)

KL-0649

DOM

670750.2
BOĞAZ KURT AĞZI SAPLAMASI

KL-0650


DOM-MEGA-MEDION

649835.0
ARKA DİNGİL PİMİ

KL-0651


DOM-MEGA

235806.0
ARKA DİNGİL PİM SOMUNU

KL-0652

DOM-LEX-MEDION-MEGA

685364.1
ŞAPKALI AKS SOMUNU

KL-0653

DOM-LEX-MEGA

211053.1
ARKA TEKER AKS SOMUNU

KL-0654


DOM-LEX-MEDION-MEGA

642366.0
BATÖR ŞAPKALI MİL SOMUNU

KL-0655

BÜYÜK TABLA

669922.0
BIÇAKKOLU ŞANZİMAN EKSANTRİK
MİL SOMUNU

**KL-0656**

DOM-MEGA

649943.0**BİÇAKKOLU ŞANZIMANI EKSANTRİK
MİLİ SOMUNU - (KÜÇÜK)****KL-0660**

DOM 68-78-88-98

649266.0**TIRMIK PİSTONU
(SAĞ) - (YENİ MODEL)****KL-0661**

DOM 68-78-88-98-MEGA

649267.0**TIRMIK PİSTONU
(SOL) - (YENİ MODEL)****KL-0662**

DOM 68-76-86-96-106

672550.3**TIRMIK PİSTONU
(SAĞ)****KL-0663**

DOM 48-68-78-88-98-76

672540.4**TIRMIK PİSTONU
(SOL)****KL-0664**

DOM 48-68-78-88-98-JAG

685577.1**DİREKSİYON PİSTONU****KL-0666**

DOM-LEX-MEDION-MEGA

643748.0**TABLA PİSTON MİL YATAĞI****KL-0667**

DOM 88-98-86-96

607035.0**BOŞALTICI PİSTONU****KL-0668**

DOM 68-78-88-98-76

602566.1**TABLA PİSTONU
(KOMPLE)****KL-0669**

DOM-JAG

683261.2**DİREKSİYON PİSTON BAŞLIĞI****KL-0672**

DOM-MEGA-JAG

656860.1**HİDROLİK POMPA****KL-0673**

MEDION

633995.0**HİDROLİK POMPA
(BOSCH REXROTH)**

**KL-6740**


BÜTÜN MODELLER

055619.0
TABLA TÜPÜ
(100 BAR) - (BOSCH REXROTH)

KL-6741

BÜTÜN MODELLER

TABLA TÜPÜ RAKORU

KL-0675

BÜTÜN MODELLER

619288.0
RULMAN SAC KAPAĞI
(YUVARLAK) - (20'LİK) - PF204

KL-0676

BÜTÜN MODELLER

636343.0
RULMAN SAC KAPAĞI
(YUVARLAK) - (25'LİK) - PF205

KL-0677

BÜTÜN MODELLER

610446.0-239321.0
RULMAN SAC KAPAĞI
(YUVARLAK) - (30'LUK) - PF206

KL-0678

BÜTÜN MODELLER

616068.0
RULMAN SAC KAPAĞI
(YUVARLAK) - (35'LİK) - PF207

KL-0679

BÜTÜN MODELLER

560214.0
RULMAN SAC KAPAĞI
(YUVARLAK) - (40'LİK) - PF208

KL-0680

BÜTÜN MODELLER

619285.0
RULMAN SAC KAPAĞI
(20'LİK) - (RULMANLI - INA) - PF204

KL-0681

BÜTÜN MODELLER

636340.0
RULMAN SAC KAPAĞI
(25'LİK) - (RULMANLI - INA) - PF205

KL-0682

BÜTÜN MODELLER

610449.0
RULMAN SAC KAPAĞI
(30'LUK) - (RULMANLI - INA) - PF206

KL-0683


BÜTÜN MODELLER

616065.0
RULMAN SAC KAPAĞI
(35'LİK) - (RULMANLI - INA) - PF207

KL-0684


BÜTÜN MODELLER

560210.0
RULMAN SAC KAPAĞI
(40'LİK) - (RULMANLI - INA) - PF208

**KL-0685**

BÜTÜN MODELLER

RULMAN SAC KAPAĞI
(45'LİK) - (RULMANLI - INA) - PF209

KL-0686

BÜTÜN MODELLER

216397.0
ELEVATÖR ASKI SACI
(35'LİK)

KL-0687

BÜTÜN MODELLER

RULMAN SAC KAPAĞI
(45'LİK) - (4 DELİKLİ) - PF209

KL-0690

LEX

775950.0
ARKA AKS BURCU
(70x64x40mm)

KL-0691


JAG-MEDION-LEX

669487.0
ARKA AKS BURCU
(65x60x40mm)

KL-0692

DOM-MEDION-MEGA-JAG

655144.1
ARKA AKS BURCU
(47x45x40mm)

KL-0693

LEX-JAG

637714.0
ARKA DİNGİL BURCU

KL-0694

DOM

819809.3
TABLA HELEZON DİŞLİ BURCU
(125,5x129,5x12mm)

KL-0695

DOM-MED-MEGA-JAG

649431.0
ARKA AKS BURCU
(50x53x40mm)

KL-0696

DOM-LEX-MED-MEGA

683371.0
TABLA PİSTON YATAKLAMA BURCU

KL-0697

LEX-MEGA

759642.1
ÇELTİK BALABAN BURCU

KL-0698

DOM-LEX-MED-MEGA

678783.2
TABLA HELEZON BURCU
(35x40x26mm)

**KL-0706**

BÜTÜN MODELLER

008515.0**DİREKSİYON YATAKLAMA BURCU
(PLASTİK)****KL-0707**

BÜTÜN MODELLER

008523.0**TABLA HELEZON YATAK BURCU
(PLASTİK)****KL-0708**

BÜTÜN MODELLER

008560.0**TABLA HELEZON YATAK BURCU
(PLASTİK)****KL-0720**


LEX

626057.1**TABLA HELEZON KRANK BAŞ MİLİ
(180mm)****KL-0721**

DOM-MEGA

616200.0**TABLA HELEZON KRANK BAŞ MİLİ
(612mm)****KL-0723**

DOM

**TABLA HELEZON KRANK MİLİ
(Z-16) - (1145mm) - (Ø 30mm)****KL-0724**

DOM

**TABLA HELEZON KRANK MİLİ
(650mm)-(Ø 30mm)-(SAC KAYNAKLI)****KL-0725**


DOM

**TABLA HELEZON KRANK MİLİ -
(555mm) - (Ø 30mm)****KL-0726**

DOM

**645945.1
TABLA HELEZON KRANK MİLİ
(365mm) - (Ø 30mm)****KL-0727**

MEDION

**TABLA HELEZON KRANK MİLİ
(Z-13) - (114,5cm) - (Ø 30mm)****KL-0728**

MEDION

**626710.0
TABLA HELEZON KRANK MİLİ
(720mm) - (Ø 30mm)****KL-0729**

MEDION

**626073.0
TABLA HELEZON KRANK MİLİ
SIKTIRMASI - (Z-13)**



TARMO A.Ş.

CLAAS

www.tarmo.com.tr

KL-0730



DOM-MEGA

645816.1

TABLA HELEZON KRANK MİLİ
SIKTIRMASI - (Z-16)

KL-0731



DOM

670478.3

TABLA HELEZON KRANK MİLİ
(937mm) - (Ø 25mm)

KL-0732



DOM

604357.0

TABLA HELEZON KRANK MİLİ
(1010mm) - (Ø 25mm)

KL-0733



MEGA-MEDION-LEX

753843.1

TABLA HELEZON KRANK BAŞ MİLİ
(ŞAPKALI) - (FREZELİ)

KL-0734



626007.1

TABLA HELEZON KRANK BAŞ MİLİ
(ŞAPKALI) - (KAMALI)

KL-0735



TABLA HELEZON KRANK MİLİ

KL-0736



MEDION

TABLA HELEZON KRANK MİLİ
(560mm) - (FREZELİ)

KL-0737



DOM

676144.0

TABLA HELEZON KRANK YATAĞI
(KAMASIZ) - (SAĞ)

KL-0738



DOM

676145.0

TABLA HELEZON KRANK YATAĞI
(KAMALI) - (SOL)

KL-0739



BÜTÜN MODELLER

626074.3

TABLA HELEZON KRANK MİLİ
(1280mm) - (FREZELİ)

KL-0740



BÜTÜN MODELLER

626050.1

TABLA HELEZON KRANK MİLİ
(1090mm) - (FREZELİ)

KL-0741



LEX-TUCANO

519159.0

TABLA HELEZON KRANK MİLİ
(821mm)

**KL-0742**

DOM-LEX-MEGA

616203.0

TABLA HELEZON KRANK MİLİ

KL-0743

LEX-TUCANO

626672.0TABLA HELEZON KRANK MİLİ
(877mm)**KL-0744**

LEX-TUCANO

626674.0TABLA HELEZON KRANK MİLİ
(930mm)**KL-0755**

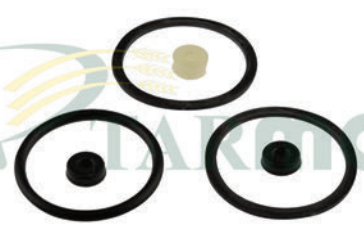
BÜTÜN MODELLER

672584.1-672589.2

ANA MERKEZ TAMİR TAKIMI

KL-0756

BÜTÜN MODELLER

DİREKSİYON BEYNİ TAMİR TAKIMI
(DANFOSS)**KL-0757**

BÜTÜN MODELLER

DİREKSİYON BEYNİ TAMİR TAKIMI

KL-0758

BÜTÜN MODELLER

HİDROLİK PİSTON TAMİR TAKIMI -
(1+1 O-RING)**KL-0759**

BÜTÜN MODELLER

HİDROLİK TAMİR TAKIMI - (BÜYÜK
KEÇELİ)**KL-0768**

BÜTÜN MODELLER

215338.0-218236.0
BIÇAKKOLU ŞANZIMAN ÇATAL KEÇESİ**KL-0769**

BÜTÜN MODELLER

238348.0
BIÇAKKOLU ŞANZIMAN KAPAK
KEÇESİ**KL-0770**

BÜYÜK TABLALAR

213307.0
BIÇAKKOLU ŞANZIMAN ÇATAL KEÇESİ
HD**KL-0771**

BÜYÜK TABLALAR

237891.0
BIÇAKKOLU ŞANZIMAN KAPAK
KEÇESİ - HD

**KL-0772**

DOM-MEGA-MEDION

215372.0**KESMİK ELEVATÖR KİL KEÇESİ****KL-0810**

BÜTÜN MODELLER

007615.0**TABLA HELEZON MİLİ KAMASI
(10x8x50mm) - (BURUNLU)****KL-0811**

BÜTÜN MODELLER

007617.0**TABLA HELEZON MİLİ KAMASI
(10x8x63mm) - (BURUNLU)****KL-0812**

BÜTÜN MODELLER

238458.0**TABLA HELEZON DİŞLİ KAMASI
(10x8x90mm) - (BURUNLU)****KL-0813**

BÜTÜN MODELLER

007614.0**TABLA KASNAK KAMASI
(10x8x45mm) - (BURUNLU)****KL-0814**

BÜTÜN MODELLER

244802.0**TABLA KASNAK KAMASI
(10x8x56mm) - (BURUNLU)****KL-0815**

DOM

007618.0**BOĞAZ KASNAK KAMASI
(10x8x70mm) - (BURUNLU)****KL-0816**

BÜTÜN MODELLER

244810.0**BOĞAZ GÖTÜRÜCÜ DİŞLİ KAMASI
(14x9x63mm)****KL-0817**

BÜTÜN MODELLER

007634.0**AKS MİLİ KAMASI
(14x9x75mm) - (BURUNLU)****KL-0818**

MEGA-LEX

007633.0**BATÖR MİLİ KAMASI
(14x9x56mm) - (BURUNLU)****KL-0819**

BÜTÜN MODELLER

KAMA**(8x7x30mm) - (BURUNLU)****KL-0821**

BÜTÜN MODELLER

007605.0**DOLAP KASNAK KAMASI
(8x7x36mm) - (BURUNLU)**

**KL-0822**

BÜTÜN MODELLER

007612.0
TABLA DİŞLİ KAMASI
(10x8x40mm) - (BURUNLU)

KL-0823

BÜTÜN MODELLER

244806.0
TABLA KASNAK KAMASI
(12x8x45mm) - (BURUNLU)

KL-0824

BÜTÜN MODELLER

630283.1
TABLA KASNAK KAMASI
(12x8x63mm) - (BURUNLU)

KL-0825

DOM

244809.0
BEŞİK KASNAK KAMASI
(12x8x70mm) - (BURUNLU)

KL-0826

LEX

216157.1
BATÖR MİLİ KAMASI
(16x10x70mm) - (BURUNLU)

KL-0827

LEX

216368.0
ELEVATÖR MİLİ KAMASI
(8x7x30mm) - (BURUNLU)

KL-0828

BÜTÜN MODELLER

244799.0
AKS MİLİ KAMASI
(7x8x50mm) - (BURUNLU)

KL-0829

BÜTÜN MODELLER

216279.0
KAMA
(18x11x90mm) - (BURUNLU)

KL-0830

BÜTÜN MODELLER

KAMA
(16x16x85mm) - (BURUNLU)

KL-0831

LEX

215272.1
TAMBUR KASNAK KAMASI
(16x10x80mm) - (BURUNLU)

KL-0832

BÜTÜN MODELLER

244798.0
ELEVATÖR ŞANZIMAN MİLİ KAMASI -
(7x8x45mm) - (BURUNLU)

KL-0833

JAG-LINER

904217.0
KAMA
(7x8x45mm)

**KL-0840**

BÜTÜN MODELLER

629863.0
TABLA KASNAK KAMASI
(12x14x160mm)

KL-0841

BÜTÜN MODELLER

239337.0
TABLA KASNAK KAMASI
(12x8x110mm)

KL-0842

DOM-JAG

629829.0
TABLA KASNAK MİLİ KAMASI
(12x14x208mm)

KL-0843

BÜTÜN MODELLER

670264.0
DOLAP KASNAK MİLİ KAMASI
(9x10x100mm)

KL-0844

BÜTÜN MODELLER

670265.0
DOLAP KASNAK MİLİ KAMASI
(9x10x135mm)

KL-0845

BÜTÜN MODELLER

670975.0
HELEZON YATAK KAMASI
(14x9x50mm)

KL-0846

DOM-MEGA-MEDION

624054.0
MOTORBAŞI MİLİ KAMASI
(13x9x65mm)

KL-0847

DOM-MEGA-MEDION

238212.0
BEŞİK MİLİ KAMASI
(10x8x45mm)

KL-0848

DOM-MEGA

665260.0
ELEVATÖR DİŞLİ KAMASI
(10x8x30mm)

KL-0849

LEX

215538.0
TAMBUR MİLİ KAMASI
(16x10x50mm)

KL-0850

LEX

215815.0
BATÖR KASNAK KAMASI
(16x10x120mm)

KL-0851

LEX

667419.0
BATÖR KASNAK KAMASI
(12x14x221mm)

**KL-0852**

LEX

233099.0
BOĞAZ KASNAK KAMASI
(14x9x56mm)

KL-0853

LEX

239348.0
BOĞAZ KASNAK KAMASI
(8x11x40mm)

KL-0854

BÜTÜN MODELLER

633020.0
BATÖR KASNAK KAMASI
(8x7x30mm)

KL-0855

DOM-MEDION

779054.0
BOĞAZ KASNAK KAMASI
(10x8x100mm)

KL-0856

DOM-MEGA

712420.0
DOLAP KASNAK MİLİ KAMASI
(10x8x110mm)

KL-0857

DOM-MEDION-JAG

238391.0
TAMBUR MİLİ KAMASI
(10x8x65mm)

KL-0858

DOM-MEGA-MEDION

661213.0
TABLA KASNAK POYRA KAMASI
(12x14x150mm)

KL-0859

BÜTÜN MODELLER

105235.0
PATOZ KASNAK KAMASI
(12x8x45mm)

KL-0860

DOM-MEGA-MEDION

244785.0
PATOZ KASNAK KAMASI
(14x9x70mm)

KL-0861

BÜTÜN MODELLER

951003.4
PANJUR MİLİ KAMASI
(6x6x32mm)

KL-0862

DOM-MEGA-MEDION

234900.0
KONİK DİŞLİ KAMASI
(8x7x28mm)

KL-0864

BÜTÜN MODELLER

766546.0
TABLA HELEZON MİLİ KAMASI
(8x7x32mm)

**KL-0865**


DOM-MEDION-JAG

238210.0
KONİK DİŞLİ KAMASI
(8x7x36mm)

KL-0866


BÜTÜN MODELLER

244784.0
2.BATÖR MİLİ KAMASI
(14x9x40mm)

KL-0875


DOM 48-58-68-130-140

725139.1
ÜST ELEK
(1443x1010mm)

KL-0876


DOM 48-58-68-130-140

725140.1
ALT ELEK
(1130x1010mm)

KL-0877


DOM 56-66-76-78-150

600112.1
ÜST ELEK
(1735x1010mm)

KL-0878


DOM 56-66-76-78-150

600111.4
ALT ELEK
(1275x1010mm)

KL-0880


DOM-MEGA-MEDION-COM

647126.1
ÜST ELEK
(1755x560mm)

KL-0882


DOM-MEGA-MEDION-COM

646098.2-600114.1
ALT ELEK
(1275x632mm)

KL-0883


DOM-MEGA-MEDION-COM

600118.1
ÜST ELEK
(1739x760mm)

KL-0884


DOM-MEGA-MEDION-COM

600117.4
ALT ELEK
(1275x760mm)

KL-0885

DOM-MEGA-MEDION-COM

647127.1
ÜST ELEK
(1755x690mm)

KL-0886

DOM-MEGA-MEDION-COM

600117.4
ALT ELEK
(1275x760mm)

**KL-0887**

DOM-MEGA-MEDION-COM

647674.1
ÜST ELEK
(1739x561mm)

KL-0888

TUCANO

553541.1-552583.0
ÜST ELEK
(1739x685mm)

KL-0889

TUCANO

553540.0-554901.0
ALT ELEK
(1275x630mm)

KL-0892

LEX

736060.2
ÜST ELEK
(1739x752mm)

KL-0893

LEX

736061.2
ALT ELEK
(1275x820mm)

KL-1032

DOM-LEX

147225.0
YAĞ FİLTRESİ

KL-1033

DOM-MEGA-LEX-MEDION

602390.0
MAZOT FİLTRESİ

KL-1034

DOM-MEGA-JAG

824836.0
HİDROLİK FİLTRESİ

KL-1035


BÜTÜN MODELLER

766538.0
HİDROLİK FİLTRESİ

KL-1050


BÜTÜN MODELLER

215381.0-215382.0
BİÇAKKOLU ŞANZIMAN İÇ YATAK
RULMANI

KL-1051


BÜTÜN MODELLER

234491.0
BİÇAKKOLU ŞANZIMAN DİP
RULMANI


KL-1052

BÜTÜN MODELLER


238624.0
BİÇAKKOLU ŞANZIMAN ÜST KASNAK
RULMANI

**KL-1053**


BÜTÜN MODELLER

215337.0**BIÇAKKOLU ŞANZIMAN ÇATAL SAP
RULMANI****KL-1057**


BÜTÜN MODELLER

239463.0**RULMAN
6203 2RS****KL-1058**


BÜTÜN MODELLER

236752.0**RULMAN
6204 2RS****KL-1059**


BÜTÜN MODELLER

215517.0**RULMAN
6205 2RS****KL-1060**


BÜTÜN MODELLER

235830.0**RULMAN
6206 2RS****KL-1061**

BÜTÜN MODELLER

244267.0**RULMAN
6207 2RS****KL-1062**

BÜTÜN MODELLER

237833.0**RULMAN
6208 K2RS C3****KL-1064**

BÜTÜN MODELLER

215536.0**RULMAN
6305 2RS****KL-1080**

BÜTÜN MODELLER

238640.0**RULMAN
32011****KL-1081**

BÜTÜN MODELLER

212210.0**RULMAN
32012****KL-1082**

BÜTÜN MODELLER

213304.0**RULMAN
BA 3416**



LV-0001



3650

321117450-321034250
CER DİŞLİSİ
(Z-78)

LV-0002



3650

321034350-312974500
CER PİNYONU

LV-0003



L517-L520-L624-L627

322061950
CER DİŞLİSİ
(Z-75)

LV-0004



L517-L520-L624-L627

322061850
CER PİNYONU
(Z-11 / 24)

LV-0005



3400-3500-3550

320598750
CER DİŞLİSİ
(Z-78 / 28)

LV-0006



3400-3500

320499650
CER PİNYONU
(Z-16 / 11)

LV-0007



L517-L520-L624-L627

322099550
DİFERANSİYEL CER DİŞLİSİ

LV-0008



L517-L520-L624-L627

321873500
DİFERANSİYEL KARPUZU
(KOMPLE)

LV-0009



L517-L520-L624-L627

321873500
DİFERANSİYEL KARPUZU
(TAKIM)

LV-0011



3400-3500

320917250-320510750
KAMALI MİL
(Z-14 / 16)

LV-0012



L517-L520-L624-L627

322098250
KAMALI MİL

LV-0013



L517-L520-L624-L627

322097850
GRUP MİLİ




LV-0014



L517-L520-L624-L627

321884350
SENKROMEÇ GÖBEĞİ

LV-0015



L517-L520-L624-L627

321884250
SENKROMEÇ ÇEMBERİ

LV-0016



L517-L520-L624-L627

322099450
VİTES DİŞLİSİ SENKROMEÇLİ

LV-0017



L517-L520-L624-L627

322099050
1-3 VİTES DİŞLİSİ
(Z-41)

LV-0018



L517-L520-L624-L627

322066850
2.VİTES DİŞLİSİ
(Z-32)

LV-0019



L517-L520-L624-L627

322099250
4.VİTES DİŞLİSİ

LV-0020



L517-L520-L624-L627

322098150
SABİT DİŞLİ
(Z-32)

LV-0021



L517-L520-L624-L627

322098050
GÜNEŞ DİŞLİ
(Z-23)


LV-0022



L517-L520-L624-L627

322099350
VİTES DİŞLİSİ
(Z-16)

LV-0023



L517-L520-L624-L627

322097950
SABİT DİŞLİ

LV-0024



L517-L520-L624-L627

321900550
AKS DİŞLİSİ
(KISA) - SAĞ

LV-0025



L517-L520-L624-L627

321900450
AKS DİŞLİSİ
(UZUN) - SOL



LV-0026



L517-L520-L624-L627

321822850
VİTES AYI

LV-0027



L517-L520-L624-L627

322099650
VİTES MİLİ


LV-0028



L517-L520-L624-L627

322244150
PİNYON DİŞLİ TORK KARŞILIĞI

LV-0029



L517-L520-L624-L627

322095350
DİFERANSİYEL FREN DİŞLİ YATAĞI

LV-0030



3500-3550-3650-3750

300136463
KAMALI MİL
(Z-14 / 14)

LV-0031



3400-3400R

320510550
KAMALI MİL
(Z-14 / 18)

LV-0032



3400-3400R

300130024
ŞANZIMAN DİŞLİSİ
(Z-24 / 14)


LV-0033



3000 SERİSİ

300130899
KAMALI MİL
(Z-10 / 14)

LV-0034



L517-L520-L624-L627

322350850
CER KOVANI
(HASSAS DÖKÜM)

LV-0035



L517-L520-L624-L627

300131597
CER KOVAN KAPAĞI

LV-0036



L517-L520-L624-L627

323075853
HİDROSTATİK MİLİ
(ALT)

LV-0037



YENİ MODELLER

HİDROSTATİK MİLİ
(ÜST)



LV-0038



L517-L520-L624-L627

322245850-323075854
HİDROSATİK KAPLINİ
(Z-23)

LV-0039



BÜTÜN MODELLER

321914550
ŞANZIMAN DIŞLI ARA PULU

LV-0044



L624-L500-3000 SERİSİ

300137930
MOTORBAŞI KUYRUK MİLİ

LV-0045



3000 SERİSİ

300119396
MOTORBAŞI KUYRUK MİLİ
(Z-24)


LV-0046



3000 SERİSİ

320440850
MOTORBAŞI DİSKİ
(FREZELİ)


LV-0047



3000 SERİSİ

15500511
MOTORBAŞI KUYRUK MİL SOMUNU

LV-0051



L517-L520-L624-L627

321913250
İSTAVROZ MİLİ

LV-0052



L517-L520-L624-L627

322095450
İSTAVROZ DIŞLISI

LV-0053



L517-L520-L624-L627

321913350
İSTAVROZ PULU
(KÜÇÜK)

LV-0054



BÜTÜN MODELLER

321913450
İSTAVROZ AKS PULU

LV-0056



BÜTÜN MODELLER

322069850
ŞAPKALI AKS
(SOMUNLU) - (DÖVME)

LV-0057



3000 SERİSİ

320885250
ŞAPKALI AKS
(ÖN TEKER) - (DÖVME)



LV-0058



L517-L520

321892850
AKS MİLİ
(37,7cm) - (BUĞDAY İÇİN)


LV-0059



L624

321893050
AKS MİLİ
(54,3cm) - (BUĞDAY İÇİN)

LV-0060



L517-L520

321987650
AKS MİLİ
(62,5cm) - (ÇELTİK İÇİN)

LV-0061



L624

321987750
AKS MİLİ
(75,3cm) - (ÇELTİK İÇİN)

LV-0062



L517-L520

AKS MİLİ
(50,5cm)


LV-0063



3000 SERİSİ

320896250
AKS MİLİ
(Z-15)


LV-0064



L517-L520

322061750
AKS FREZESİ
(Z-24)


LV-0065



3000 SERİSİ

300119440
AKS FREZESİ
(Z-16)

LV-0069



BÜTÜN MODELLER

44019140
ARKA AKS SOMUNU

LV-0070



L517-L624

321133950
ŞAPKALI AKS SOMUNU

LV-0071



21.50-28.60

322647150
ÇOLAK AKS
(SOL) - (DÖVME)

LV-0072



21.50-28.60

322647050
ÇOLAK AKS
(SAĞ) - (DÖVME)



LV-0073



3400-3500

320755450-320409150
ÇOLAK AKS
(SOL) - (TEK DELİKLİ) - (DÖVME)

LV-0074



3400-3500

320755350-320409250
ÇOLAK AKS
(SAĞ) - (ÇİFT DELİKLİ) - (DÖVME)

LV-0075



3350

300115862
ÇOLAK AKS
(SAĞ-SOL) - (DÖVME)


LV-0076



M300-M310-M320-M340

599215099
ÇOLAK AKS MİLİ


LV-0080



BÜTÜN MODELLER

311436100
BIÇAKKOLU ŞANZIMANI
(KOL-KASNAK HARİÇ)

LV-0081



BÜTÜN MODELLER

311436100
BIÇAKKOLU ŞANZIMANI
(KOMPLE)

LV-0082



BÜTÜN MODELLER

322031850
BIÇAKKOLU ŞANZ. ÇATALI
(DÖVME)

LV-0083



BÜTÜN MODELLER

300114494
BIÇAKKOLU ŞANZIMAN SAL. KOLU
(DÖVME)

LV-0084



BÜTÜN MODELLER

300114369
BIÇAKKOLU ŞANZIMAN İÇ YATAĞI
(DÖVME)


LV-0085



BÜTÜN MODELLER

300114618
BIÇAKKOLU ŞANZIMAN EKSANTRİK
MİLİ

LV-0086



BÜTÜN MODELLER

300114363
BIÇAKKOLU ŞANZIMAN DIŞ YATAĞI
(SFERO)

LV-0087



BÜTÜN MODELLER

300114901
BIÇAKKOLU ŞANZIMANI KAPAK
CONTASI



LV-0089



BÜTÜN MODELLER

300114361-300114362
BIÇAKKOLU ŞANZIMAN KUTUSU
(SFERO)

LV-0090



BÜTÜN MODELLER

300037722
BIÇAKKOLU ŞANZIMAN ÇATAL BURCU

LV-0091



BÜTÜN MODELLER

321204050-300114364
BIÇAKKOLU ŞANZIMAN KASNAĞI
(SFERO)


LV-0092



BÜTÜN MODELLER

3404455124
BIÇAKKOLU ŞANZIMAN ÇATAL PİM
YATAĞI

LV-0093



BÜTÜN MODELLER

355547110
BIÇAK KOLU EKSANTRİK MİL PULU


LV-0097



YENİ MODELLER

322703700-323224850
ŞANZIMAN YATAĞI
(6018 - SCH TİPİ) - (DÖVME)

LV-0098



YENİ MODELLER

5080070
BIÇAKKOLU ŞANZ. SENKROMEÇ
ÇEMBER DİŞLİ

LV-0099



YENİ MODELLER

5080072
BIÇAKKOLU ŞANZIMAN SENKROMEÇ
PİNYONU

LV-0100



YENİ MODELLER

5080071
BIÇAKKOLU EKSANTRİĞİ

LV-0101



YENİ MODELLER

323224800
BIÇAKKOLU ŞANZIMAN DİŞLİSİ
(Z-18 / 20) - (TAKIM)

LV-0104



BÜTÜN MODELLER

353583192
BIÇAKKOLU ŞANZIMAN ÇATAL KEÇESİ

LV-0105



BÜTÜN MODELLER

350358312
BIÇAKKOLU ŞANZIMAN KAPAK
KEÇESİ




LV-0106



BÜTÜN MODELLER

322366600
TANE ELEVATÖR ŞANZIMANI
(KOMPLE)

LV-0108



3000 SERİSİ

320807800
ELEVATÖR ŞANZIMANI
(KOMPLE)

LV-0109



BÜTÜN MODELLER

322703700-323224850
TANE ELEVATÖR ŞANZIMAN BOŞ
KUTUSU

LV-0111



L517-L520-L624-L627

322116250-322116350
KESMİK BOŞALTMA DİŞLİSİ
(TAKIM)

LV-0112



3400-3500-3550

300130295
KESMİK BOŞALTMA DİŞLİSİ
(TAKIM)

LV-0113



3400-3500-3550

300115122-300136146
DEPO BOŞALTMA DİŞLİSİ
(TAKIM)

LV-0114



L517-L520-L624-L627

320949250
DEPO BOŞALTMA DİŞLİSİ

LV-0119



3350

312809600-312809800
BATÖR LAMASI
(102,2cm)

LV-0120



3400-3500

320415000-320415100
BATÖR LAMASI
(106,5cm)


LV-0122



L517-L520-L624

311206900-311206901
BATÖR LAMASI
(133cm)

LV-0123



3650

313241700-313241800
BATÖR LAMASI
(158,5cm)

LV-0125



L517-L520-L624-L627

301172230
BATÖR BIÇAĞI
(ÇELTİK DİŞİ)



TARMO A.Ş.

LAVERDA

www.tarmo.com.tr

LV-0127



BÜTÜN MODELLER

321115050
ZIPKA
(DÖVME)

LV-0128



BÜTÜN MODELLER

322702450
ZIPKA
(SAC) - (ORIJİNAL USA)

LV-0129



BÜTÜN MODELLER

301896130
ZIPKA
(DÖVME)

LV-0130



BÜTÜN MODELLER

322702850
BIÇAK

LV-0131



BÜTÜN MODELLER

340443003
BIÇAK

LV-0133



L517-L520-L624-L627

322702950
BIÇAK MASTER ROTU

LV-0134



BÜTÜN MODELLER

BIÇAK MASTER ROTU
(ÇELTİK İÇİN)

LV-0136



L517-L520

311441000
MASTER ROT TOPU

LV-0137



L517-L520-L624

322169500
DİREKSİYON ROTU
(Dişi)

LV-0138



L517-L520-L624

5117314
DİREKSİYON ROTU
(ERKEK)

LV-0139



3000 SERİSİ

300130182
BIÇAK MASTER ROTU

LV-0141



3400-3500-3550-3650

320421750
SARSAK KRANKI - (4 SARSAK)
(ORTADAN BİLEZİKLİ) - (ÖN)



LV-0142



3400-3500-3550-3650

320421650

SARSAK KRANKI - (4 SARSAK)
(ORTADAN BİLEZİKLİ) - (ARKA)

LV-0143



3350-112AL

300128004

SARSAK KRANKI - (4 SARSAK)
(YANDAN BİLEZİKLİ) - (ÖN)

LV-0144



3350-112AL

300128005

SARSAK KRANKI - (4 SARSAK)
(YANDAN BİLEZİKLİ) - (ARKA)

LV-0147



L500 SERİSİ-TL58

322125450

SARSAK KRANKI - (Ø 38mm)
(5 SARSAK) - (ORTADAN BİLEZİKLİ)

LV-0148



L500 SERİSİ-TL58

322125550

SARSAK KRANKI - (Ø 38mm)
(5 SARSAK) - (ORTADAN BİLEZİKLİ)

LV-0149



L624-L626-L627-M310

322125850

SARSAK KRANKI - (Ø 38mm)
(6 SARSAK) - (ORTADAN BİLEZİKLİ)

LV-0150



L624-L626-L627-M310

322125950

SARSAK KRANKI - (Ø 38mm)
(6 SARSAK) - (ORTADAN BİLEZİKLİ)

LV-0155



3400-3500-3550-3650

321130350

SARSAK TAKOZU
(Ø 32mm)

LV-0156



3400 SERİSİ

SARSAK TAKOZU
(Ø 35mm)

LV-0157



L500-1600 SERİSİ

322245250

SARSAK TAKOZU
(Ø 38mm)

LV-0160




L517-L520

322704000

BIÇAK MASTER ŞERİDİ
(65,5 BIÇAK)

LV-0161



L624-L627

322704100

BIÇAK MASTER ŞERİDİ
(73,5 BIÇAK)



LV-0162



L624-L627

322704200
BIÇAK MASTER ŞERİDİ
(81,5 BIÇAK)

LV-0165



BÜTÜN MODELLER

320589150
ÖN TEKER BİJONU
(SOMUNLU)

LV-0166



YENİ MODELLER

11128334
ÖN TEKER BİJONU

LV-0167



YENİ MODELLER

323457250
ÖN TEKER BİJON YATAĞI


LV-0168



YENİ MODELLER

350354622
ÖN TEKER BİJON PULU
(TIRTIRLI) - (2 ADET)

LV-0169



L517-L520-L624-L627

11106621
ZIPKA CİVATASI
(KISA - ÇİFTLİ SOMUNLU)

LV-0170



L517-L520-L624-L627

322709700
ZIPKA CİVATASI
(UZUN - ÇİFTLİ SOMUNLU)

LV-0171



L517-L520-L624-L627

300015836
BATÖR LAMA CİVATASI

LV-0172



L517-L520-L624-L627

322707450
BIÇAK CİVATASI
(M6x15mm) - (ORİJİNAL SOMUNLU)

LV-0173



L517-L520-L624-L627

10903334
BIÇAK CİVATASI
(M6x28mm) - (ORİJİNAL SOMUNLU)

LV-0174



BÜTÜN MODELLER

SARSAK TAKOZ CİVATASI
(TEK)

LV-0176



321871600
TABLA PİSTONU



LV-0177



322169700
DİREKSİYON PİSTONU

LV-0179



322228900
BOŞALTICI PİSTONU

LV-0180



321422200
TIRMIK PİSTONU
(TEK YÖN)

LV-0181



321422300
TIRMIK PİSTONU
(ÇİFT YÖN)

LV-0182



M300-M310-M400-M410

323395300
TIRMIK PİSTONU
(F-F TABLALAR İÇİN) - (ÇİFT VAZİFELİ)

LV-0183



M300-M310-M400-M410

323638700
TIRMIK PİSTONU
(F-F TABLALAR İÇİN) - (TEK VAZİFELİ)

LV-0187



BÜTÜN MODELLER

TABLA PİSTON MİLİ
(Ø 45mm)

LV-0188



YENİ MODELLER

TABLA PİSTON MİLİ
(Ø 50mm)

LV-0189



BÜTÜN MODELLER

322174850
DİREKSİYON PİSTON MİLİ

LV-0190



L517-L520-L624

322175250
DİREKSİYON PİSTON MİLİ

LV-0191



BÜTÜN MODELLER

DİREKSİYON PİSTON MİLİ
(YATARLARIN)

LV-0193



BÜTÜN MODELLER

300139062
TIRMIK PİSTON MİLİ
(TEK YÖN)



LV-0194



BÜTÜN MODELLER

321025450
TIRMIK PİSTON MİLİ
(ÇİFT YÖN)

LV-0195



BÜTÜN MODELLER

322210550
DEPO BOŞALTMA PİSTON MİLİ

LV-0196



L517-L520-L624

320949350
BOŞALTICI HELEZON MİLİ
(TOPUZLU)

LV-0197



YENİ MODELLER

HIZ PİSTON MİLİ
(YATARLARIN)

LV-0200



L517-L624-3650

322049400
HİDROLİK POMPA
(BOSCH REXROTH)

LV-0201



BÜTÜN MODELLER

322563800
TAZYİK VALFİ
(ORIJİNAL)

LV-0202



BÜTÜN MODELLER

322249400
HİDROLİK VALF

LV-0203



BÜTÜN MODELLER

322388150
TABLA KALDIRMA SİBOBU
(KALIN UCLU)

LV-0204



BÜTÜN MODELLER

322563750
TABLA İNDİRME SİBOBU
(İNCE UCLU)

LV-0205



BÜTÜN MODELLER

322504500
HİDROLİK VALF HELEZON İĞNE VE
YATAK - (1mm)

LV-0206



BÜTÜN MODELLER

322563350
HİDROLİK VALF HELEZON ANA İĞNE
VE YATAK - (1/5)

LV-0207



BÜTÜN MODELLER

322563200
HİDROLİK VALF HELEZON İĞNE VE
YATAK - (1mm - DİKEY)



LV-0208



3000 SERİSİ

300015219
ŞANZIMAN HİDROLİKLİĞİ

LV-0211



BÜTÜN MODELLER

322225350
BOĞAZ GÖTÜRÜCÜ DİŞLİSİ
(Ø 50mm) - (DÖVME)


LV-0212



BÜTÜN MODELLER

320977250
BOĞAZ GÖTÜRÜCÜ DİŞLİSİ
(Ø 45mm) - (DÖVME)


LV-0213



BÜTÜN MODELLER

300114452
BOĞAZ GÖTÜRÜCÜ DİŞLİSİ
(Ø 42mm) - (SFERO)

LV-0214



3300

300116487
BOĞAZ GÖTÜRÜCÜ DİŞLİSİ
(Z-11) - (Ø 35mm)

LV-0215



3000 SERİSİ

320402150
BOĞAZ GÖTÜRÜCÜ DİŞLİSİ
(Z-11) - (ALTIKÖŞELİ) - (SFERO)

LV-0216



L500-L600 SERİSİ

321813350
BOĞAZ ALT DİŞLİ
(Z-21)

LV-0217



21.50-REV SERİSİ

322774550
BOĞAZ ALT DİŞLİ
(Z-24)

LV-0219



3300

300110222
BOĞAZ ÜST DİŞLİ
(Z-30)

LV-0221



REV SERİSİ

322773650
BOĞAZ DİŞLİSİ
(Z-14) - (GÖBEKLİ) - (FREZELİ)

LV-0223



BUĞDAY İÇİN

TABLA HELEZON DİŞLİSİ
(Z-44) - (FİŞEKLİ) - (KOMPLE)

LV-0224



BUĞDAY İÇİN

TABLA HELEZON DİŞLİSİ
(Z-51) - (FİŞEKLİ) - (KOMPLE)



LV-0225



ÇELTİK İÇİN

TABLA HELEZON DİŞLİSİ
(Z-58) - (FİŞEKLİ) - (KOMPLE)

LV-0226



ÇELTİK İÇİN

TABLA HELEZON DİŞLİSİ
(Z-61) - (FİŞEKLİ) - (KOMPLE)

LV-0227



ÇELTİK İÇİN

TABLA HELEZON DİŞLİSİ
(Z-68) - (FİŞEKLİ) - (KOMPLE)

LV-0229



YENİ MODELLER

300134602
TABLA HELEZON DİŞLİSİ
(Z-40) - (BURÇLU) - (SULU)

LV-0230



YENİ MODELLER

300115357
TABLA HELEZON DİŞLİSİ
(Z-44) - (BURÇLU) - (SULU)

LV-0231



ÇELTİK İÇİN

TABLA HELEZON DİŞLİSİ
(Z-51) - (BURÇLU) - (SULU)

LV-0232



ÇELTİK İÇİN

TABLA HELEZON DİŞLİSİ
(Z-61) - (BURÇLU) - (SULU)

LV-0233



MC310-MC420

TABLA HELEZON DİŞLİSİ
(Z-13) - (KÜÇÜK) - (SULU) - (ASA 60)

LV-0234



MC310-MC420

TABLA HELEZON DİŞLİSİ
(Z-13) - (KÜÇÜK) - (SULU) - (ASA 50)

LV-0235



MC340

TABLA HELEZON DİŞLİSİ
(Z-34) - (GÖBEKLİ) - (SULU) - (ASA 60)

LV-0236



MC310-MC420

300132386
TABLA HELEZON DİŞLİSİ
(Z-34) - (GÖBEKLİ) - (SULU) - (ASA 50)

LV-0237



MC SERİSİ

323291750
TABLA HELEZON GERGI DİŞLİSİ
(Z-16) - (ASA 60)



LV-0239



BUĞDAY İÇİN

TABLA HELEZON DİŞLİSİ
(Z-44) - (GÖBEKLİ) - (ASA 60)

LV-0240



BUĞDAY İÇİN

TABLA HELEZON DİŞLİSİ
(Z-51) - (GÖBEKLİ) - (ASA 60)

LV-0241



ÇELTİK İÇİN

TABLA HELEZON DİŞLİSİ
(Z-58) - (GÖBEKLİ) - (ASA 60)

LV-0242



ÇELTİK İÇİN

TABLA HELEZON DİŞLİSİ
(Z-61) - (GÖBEKLİ) - (ASA 60)

LV-0243



ÇELTİK İÇİN

TABLA HELEZON DİŞLİSİ
(Z-68) - (GÖBEKLİ) - (ASA 60)

LV-0246



BÜTÜN MODELLER

300132741
KELEBEK KASNAK DİŞLİLİ YATAK
(Z-14) - (SULU)

LV-0247



BÜTÜN MODELLER

300114384
KELEBEK DİŞLİSİ
(Z-13) - (KAMALI) - (SULU)


LV-0248



BÜTÜN MODELLER

300132738
KELEBEK DİŞLİSİ
(Z-13) - (FREZELİ) - (SULU)

LV-0249



MC SERİSİ

323210750
KELEBEK DİŞLİSİ
(Z-13 / 21) - (FREZELİ) - (SULU)

LV-0251



MC SERİSİ

323372750
TIRMIK DİŞLİSİ
(Z-13) - (SULU)

LV-0252



MC SERİSİ

323373550
TIRMIK DİŞLİSİ
(Z-10) - (SULU)

LV-0254



MC SERİSİ

323175750
RULO DİŞLİSİ
(Z-11 / 21) - (FREZELİ) - (SULU)



LV-0255



BÜTÜN MODELLER

300132385
RULO DIŞLİSİ
(Z-16)

LV-0256



REV SERİSİ

322853350
RULO DIŞLİSİ
(Z-28)

LV-0257



YENİ MODELLER

322849350
RULO GERĞİ DIŞLİSİ
(Z-13) - (RULMANLI) - (ASA 50)

LV-0261



L500-L600 SERİSİ

321824650
BOŞALTICI DIŞLİ
(Z-16)

LV-0262



REV SERİSİ

320947850
BOŞALTICI DIŞLİ
(Z-23)

LV-0264



BÜTÜN MODELLER

300132810
ELEVATÖR DIŞLİSİ
(TANE-KESMİK) - (DÖVME)

LV-0265



300132810
ELEVATÖR DIŞLİSİ
(TANE-KESMİK) - (SFERO)

LV-0266



3000 SERİSİ

300015361
ELEVATÖR DIŞLİSİ
(Z-8) - (Ø 30mm) - (SFERO)

LV-0267



BÜTÜN MODELLER

300110254
ELEVATÖR BAŞI DIŞLİSİ
(Z-14) - (Ø 25mm) - (SAĞ)

LV-0268



BÜTÜN MODELLER

300121612-323291550
ELEVATÖR GERĞİ DIŞLİSİ
(Z-13)

LV-0281



BÜTÜN MODELLER

300114381-322711150
KELEBEK KASNAĞI
(3 PİMLİ) - (SFERO)

LV-0282



BÜTÜN MODELLER

300114382
KELEBEK KASNAĞI
(ALT KAMALI) - (SFERO)



LV-0283



BÜTÜN MODELLER

300114379
KELEBEK KASNAĞI
(KAYIŞLI TARAF) - (SFERO)

LV-0284



BÜTÜN MODELLER

300132329
KELEBEK KASNAK
(ÜST) - (SABİT TARAF)

LV-0285



BÜTÜN MODELLER

300132630
KELEBEK ÜST KASNAĞI
(GEZER TARAF) - (SFERO)

LV-0286



3000 SERİSİ

RÜZGARLIK KASNAĞI YAN YAPRAK
(GRESÖRLÜKSÜZ)

LV-0287



L517-L521-L624

322144850
RÜZGARLIK KASNAĞI
(SFERO)


LV-0289



L517-L521-L624

321089550
RÜZGARLIK KASNAĞI ORTA GEZİCİ
TOPU


LV-0290



3000 SERİSİ

RÜZGARLIK KASNAĞI ORTA GEZİCİ

LV-0291



3000 SERİSİ

RÜZGARLIK KASNAĞI YAN YAPRAK

LV-0292



L500 SERİSİ-L600 SERİSİ

321837950
RÜZGARLIK KASNAĞI

LV-0293



3000 SERİSİ

300131624
RÜZGARLIK KASNAĞI
(KOMPLE)

LV-0294



L517-L521-L624

320970850
TAMBUR KASNAĞI
(KÜÇÜK)

LV-0295




L500 SERİSİ-L600 SERİSİ

320971950
TAMBUR KASNAĞI
(3 KANALLI) - (KÜÇÜK)



LV-0296



L517-L520-L525-3650

300136415
TAMBUR KASNAĞI
(FREZELİ) - (SFERO)


LV-0298



L500 SERİSİ-L600 SERİSİ

322047650
TAMBUR İÇ KASNAK

LV-0299



L517-L521-L524-L525

322315850
BATÖR KASNAĞI
(POYRALI TARAF)

LV-0300



L517-L521-L524-L525

322315900
BATÖR KASNAĞI
(BURÇLU TARAF)

LV-0301



L500-L600-3000 SERİSİ

320892550
BATÖR DIŞ PULE KASNAĞI

LV-0302



L500-L600-3000 SERİSİ

322113350
2.BATÖR GERĞİ KASNAĞI

LV-0303



L517-L521-L525-L624-TL58

322145450
KLİMA KASNAĞI
(TEK KANALLI)

LV-0304



L517-L521-L525-L624-TL58

322145550
KLİMA KASNAĞI
(İKİ KANALLI)

LV-0305



L624-L626

322145650
KLİMA KASNAĞI
(İKİ KANALLI) - (SFERO)


LV-0306



L517-L520-L525-L624

321950550
BOĞAZ ÇEVİRME KASNAĞI
(3 KANALLI)

LV-0309



L300-L400-L600 SERİSİ

**BOĞAZ ÇEVİRME KASNAĞI
(KÜÇÜK)**

LV-0311



323523550
SARSAK BÜYÜK KASNAK BAĞLANTISI
(Ø 20,5cm)



LV-0312



BÜTÜN MODELLER

4619286
DEVİRDAİM KASNAĞI
(İKİ KANALLI)

LV-0313



L517-L520-L624-3000 SER

300015561
MOTORBAŞI GERĞİ KASNAĞI
(SFERO)

LV-0315



L517-L520-L624-3750

300132452
BEŞİK AVARA KASNAĞI
(SFERO)

LV-0316



BÜTÜN MODELLER

300112255
AVARA PATOZ KASNAĞI

LV-0317



BÜTÜN MODELLER

300010534
AVARA KASNAK

LV-0321



YENİ MODELLER

323210550
BIÇAK HAREKET KASNAĞI
(FREZELİ) - (SFERO)

LV-0322



3400-3500-3550-3560

300112154
TANE ELEVATÖR KASNAĞI

LV-0323



L517-L520-L521-L624

322203450
HELEZON KASNAĞI
(SFERO)

LV-0324



L500 SERİSİ-L600 SERİSİ

321837550
ELEVATÖR ALT KASNAK
(SFERO)

LV-0327



3000 SERİSİ

RÜZGARLIK ORTA GEZİCİ TOPU

LV-0351



BÜTÜN MODELLER

TABLA HELEZON BAŞ MİLİ
(ŞAPKALI) - (KAMALI) - (GÖBEKSİZ)

LV-0352



BÜTÜN MODELLER

TABLA HELEZON BAŞ MİLİ
(ŞAPKALI) - (FREZELİ) - (DÖVME)



TARMO A.Ş.

LAVERDA

www.tarmo.com.tr

LV-0353



BÜTÜN MODELLER

TABLA HELEZON BAŞ MİLİ
(ŞAPKALI) - (KAMALI) - (GÖBEKLİ)

LV-0360



323175950
BOĞAZ ÖN MİLİ
(Ø 40mm) - (205cm)

LV-0363



322842550
BOĞAZ RULO KRANK MİLİ
(5 SARSAK)


LV-0364



600 SERİSİ

321868650
BOĞAZ RULO KRANK MİLİ
(6 SARSAK)

LV-0366



BÜTÜN MODELLER

300131750
BIÇAKKOLU ŞANZIMAN MİLİ

LV-0367



323212350
BIÇAKKOLU ŞANZIMAN MİLİ
(FREZELİ)

LV-0368



3000 SERİSİ

321219750
BATÖR MİLİ

LV-0370



323309950
BATÖR MİLİ
(FREZELİ)

LV-0371



L517

321807350
2.BATÖR MİLİ
(174,50cm)

LV-0372



L624

321808650
2.BATÖR MİLİ
(199,90cm)

LV-0375



3450-3500-3550

300132079
RÜZGARLIK ORTA MİLİ

LV-0380



L420-E310-E360-E390-E420

321035350
DOLAP TIRMIK MİLİ
(SAĞ)



LV-0381



BÜTÜN MODELLER

321035750
DOLAP TIRMIK MİLİ
(SOL)

LV-0382



BÜTÜN MODELLER

321712850
DOLAP TIRMIK MİLİ
(SAĞ)

LV-0384



3400-3500-3550

320467250
DEBRİYAJ MİLİ
(FREZELİ)

LV-0385



3350

300118318
DEBRİYAJ MİLİ
(FREZELİ)

LV-0387



BÜTÜN MODELLER

322127050
ELEVATÖR MİLİ

LV-0388



BÜTÜN MODELLER

320895850
RULO MİLİ
(DÖVME)


LV-0389



L624-L625-L626-L627

321829550
ELEK SALLAMA MİLİ

LV-0390



L517-L520-L521-L624

322145150
DAVLUMBAZ MİLİ

LV-0392



3000 SERİSİ

RÜZGARLIK KASNAK MİLİ
(YİVLİ)

LV-0421



BÜTÜN MODELLER

322008050
ARKA TEKER POYRASI
(SFERO)

LV-0422



MC340-MC420

322647450
ARKA TEKER POYRASI
(SFERO)

LV-0423



BÜTÜN MODELLER

4958905
ARKA TEKER POYRA KAPAĞI



LV-0424



21.50

300015269
ARKA TEKER POYRA KAPAĞI

LV-0425



L500 SERİSİ-L600 SERİSİ

321936650
CER KOVANI ÇIKIŞ YATAĞI

LV-0426



L500-L600 SERİSİ-TL58

321914250
CER KEÇE YATAĞI


LV-0427



21.50

323272150
CER KEÇE YATAĞI

LV-0428



L517-L520-L624-L627

350356058
HELEZON BASKI YAYI KAPAĞI

LV-0429



L517-L520-L624-L627

322701550
SİGORTA KAVRAMA
(2 ADET TAKIM) - (DÖVME)

LV-0430



YENİ MODELLER

322114250
SİGORTA KAVRAMA
(2 ADET TAKIM) - (DÖVME)

LV-0431



L517-L520-L624-L627

321886750
BOĞAZ MİLİ SİGORTA KARŞILIĞI
(FREZELİ) - (DÖVME)

LV-0432



BÜTÜN MODELLER

300131755
HELEZON SİGORTA YATAĞI
(DÖVME - ÇAKILDAK)


LV-0433



F-F TABLALARA

7105771M1
TABLA HELEZON MİL YATAĞI
(FREZELİ) - (DÖVME)

LV-0434



F-F TABLALARA

7105770M1
TABLA HELEZON MİL YATAĞI
(FREZELİ) - (DÖVME)

LV-0435



L517-L520-L624-L627

321833550
BOĞAZ RULMAN YATAĞI
(ÜÇGEN) - (SFERO)




LV-0436



L517-L520-L624-L626

321813250
BOĞAZ RULMAN YATAĞI

LV-0437



BÜTÜN MODELLER

84078927
OVAL YATAK
(GÖTÜRÜCÜNÜN) - (SFERO)

LV-0438



BÜTÜN MODELLER

321139050
RULO RULMAN YATAĞI
(DÜZ) - (SOL) - (SFERO)

LV-0439



BÜTÜN MODELLER

321140350
RULO RULMAN YATAĞI
(KONİK) - (SAĞ) - (SFERO)

LV-0440



3000 SERİSİ

300139011
RULO RULMAN YATAĞI
(ÜÇGEN) - (SFERO)


LV-0441



3000 SERİSİ

320451250
BEŞİK EKSANTRİK MİL YATAĞI
(ÜÇGEN)

LV-0442



L500-L600 SERİSİ-TLS8

321937150
BEŞİKKOLU
(SAĞ)

LV-0443



L500-L600 SERİSİ-TLS8

321937250
BEŞİKKOLU
(SOL)


LV-0444



L517-L520-L524-L525

320971250
2.BATÖR RULMAN YATAĞI
(SAĞ) - (SFERO)

LV-0445



L517-L520-L521-L624

320971350
2.BATÖR RULMAN YATAĞI
(SOL) - (SFERO)

LV-0446



L517-L520-L524-L525

320971050
TAMBUR RULMAN YATAĞI
(SFERO)

LV-0447



3650-3750-3790

321097450
TAMBUR RULMAN YATAĞI
(SFERO)



LV-0448



L500-L600 SERİSİ-TL58

320971150
TAMBUR RULMAN YATAĞI

LV-0449



L517-L520-L521-L624

322047750
2.TAMBUR RULMAN YATAĞI
(SFERO)

LV-0451



L517-L521-L624-3550

322182850
RULMAN YATAĞI
(6309) - (SFERO)


LV-0453



L500-L600 SERİSİ-TL58

322056150
BOŞALTICI RULMAN YATAĞI
(DEPO İÇİ) - (SFERO)

LV-0454



3000 SERİSİ

301525733
DEBRİYAJ RULMAN YATAĞI


LV-0456



BÜTÜN MODELLER

300114391-322735850
BASKI YATAĞI
(300131533)

LV-0457



BÜTÜN MODELLER

300114383
TABLA ÜÇ PİMLİ KASNAK BASKISI


LV-0458



L500 SERİSİ-3000 SERİSİ

300137026
ÇELTİK BATÖR YILDIZI


LV-0459



3000 SERİSİ

SARSAK RULMAN YATAĞI
(6208) - (DÖKÜM)


LV-0491



BÜTÜN MODELLER

322415950
DOLAP SACI
(İÇİ ÜÇGEN) - (KAPALI)


LV-0492



BÜTÜN MODELLER

322415850
DOLAP SACI
(İÇİ AÇIK)

LV-0493



BÜTÜN MODELLER

320905750
DOLAP TIRMIK SACI
(KAPALI)




LV-0494



BÜTÜN MODELLER

320854550
DOLAP TIRMIK SACI
(AÇIK)

LV-0495



BÜTÜN MODELLER

300115127
TIRMIK TELİ TUTUCU SACI

LV-0496



BÜTÜN MODELLER

355537920
TIRMIK PULU

LV-0498



L517-L520-2150

320968250
GÖTÜRÜCÜ PALET
(U KÖŞEBENT)


LV-0499



L624-2860

320968150
GÖTÜRÜCÜ PALET
(U KÖŞEBENT)


LV-0500



3400 SERİSİ

300128192
GÖTÜRÜCÜ PALET
(98cm - L KÖŞEBENT)


LV-0501



3000 SERİSİ

320599550
GÖTÜRÜCÜ PALET
(104cm - L KÖŞEBENT)


LV-0502



3000 SERİSİ

GÖTÜRÜCÜ PALET
(114cm - L KÖŞEBENT)

LV-0505



BÜTÜN MODELLER

322177700
SARSAK TAKOZ SACI
(SAPLAMALARI DAHİL - SET)

LV-0506



BÜTÜN MODELLER

300135128
SARSAK TAKOZ SACI
(ÜST)

LV-0507



BÜTÜN MODELLER

322177850
SARSAK TAKOZ ARA ŞİMİ
(TEK)

LV-0508



L500 SERİSİ-L600 SERİSİ

322647550
ÇOLAK AKS TOZ KAPAĞI



LV-0509



BÜTÜN MODELLER

321814650

KESMİK ELEVATÖR GET DESTEK SACI

LV-0510



BÜTÜN MODELLER

321228050-321228150

HELEZON PARMAK SACI
(TAKIM)

LV-0511



L517-L520-L624

340411404

RULMAN SAC KAPAĞI
(25'LİK)

LV-0512



L517-L520-L624

340411405

RULMAN SAC KAPAĞI
(30'LUK)

LV-0513




L517-L520-L624

340411406

RULMAN SAC KAPAĞI
(35'LİK)

LV-0514



L517-L520-L524-L525

320971650

TAMBUR MİLİ PULU

LV-0515



BÜTÜN MODELLER

322316750

YAN KAPI KİLİDİ

LV-0517




LV517-LV521-TL58

322119350

BOĞAZ DIŞLI BORUSU
(ORTA)

LV-0519




3400-3500-3550

300128546

SARSAK TOZ SACI

LV-0520



3400-3500-3550

300128547

SARSAK TOZ SACI

LV-0526



L517-L520-L617-L624

327840120

ZİNCİR
(ASA 60-1)

LV-0527



L517-L520-L617-L624

ZİNCİR KİLİDİ
(ASA 60-1)



LV-0528



L517-L520-L617-L624

ZİNCİR KİLİDİ YARIM EKİ
(ASA 60-1)

LV-0529



L517-L520-L617-L624

327840151
ZİNCİR
(ASA 80-1)

LV-0530



L517-L520-L617-L624

ZİNCİR KİLİDİ
(ASA 80-1)

LV-0531



MC300

391600169-344381280
GÖTÜRÜCÜ ZİNCİR
(3 SIRA) - (TAKVİYELİ)

LV-0532



M300

391600166
GÖTÜRÜCÜ ZİNCİR
(3 SIRA) - (TAKVİYELİ)

LV-0533



M310

391600169-344381280
GÖTÜRÜCÜ ZİNCİR
(4 SIRA) - (TAKVİYELİ)

LV-0534



BÜTÜN MODELLER

344381246
GÖTÜRÜCÜ ZİNCİR KİLİDİ

LV-0535



BÜTÜN MODELLER

344381201
GÖTÜRÜCÜ ZİNCİR KULAKLI KİLİT

LV-0536



BÜTÜN MODELLER

GÖTÜRÜCÜ ZİNCİR YARIM BAKLA

LV-0537



REV 225

391600114
GÖTÜRÜCÜ ZİNCİR

LV-0538



L517-L520-L617-L624

391600083
GÖTÜRÜCÜ ZİNCİR
(TAKVİYELİ)

LV-0539




2150

391600081
GÖTÜRÜCÜ ZİNCİR
(TAKVİYELİ)




LV-0540



2860

391600082
GÖTÜRÜCÜ ZİNCİR
(TAKVİYELİ)


LV-0541



BÜTÜN MODELLER

321862500
ELEVATÖR ZİNCİRİ
(TANE)

LV-0542



BÜTÜN MODELLER

321862400
ELEVATÖR ZİNCİRİ
(KESMİK)

LV-0543



BÜTÜN MODELLER

ELEVATÖR ZİNCİRİ KİLİDİ
(KULAKLI)

LV-0544



L517-L520-L617-L624

ZİNCİR KİLİDİ YARIM EKİ
(ASA 80-1)

LV-0561



BÜTÜN MODELLER

350380763
BOĞAZ DIŞLI BURUNLU KAMASI
(63X10X8mm)

LV-0562



BÜTÜN MODELLER

KELEBEK KASNAK MİLİ KAMASI
(60x10x10mm)

LV-0563



BÜTÜN MODELLER

350383475
KELEBEK KASNAK MİLİ KAMASI
(110x8x8mm)

LV-0564



BÜTÜN MODELLER

350383475
HELEZON SIKTIRMA YATAK KAMASI
(64x8x8mm)

LV-0565



BÜTÜN MODELLER

350382019
BIÇAKKOLU ÇATALI AY KAMASI

LV-0566



BÜTÜN MODELLER

FAN MİLİ KAMASI
(40x8x8mm)

LV-0567



BÜTÜN MODELLER

FAN MİLİ KAMASI
(80x8x8mm)



LV-0568



BÜTÜN MODELLER

322301250
BATÖR TAMBUR KAMASI
(260x10x10mm)

LV-0569



BÜTÜN MODELLER

350380560
BURUNLU KAMA
(70x10x10mm)

LV-0570



BÜTÜN MODELLER

KAMA
(10x10x150mm)

LV-0571



BÜTÜN MODELLER

KAMA
(10x10x200mm)

LV-0572



BÜTÜN MODELLER

350380990
BATÖR YILDIZ KAMASI
(12x12x90mm) - (BURUNLU)

LV-0575



BÜTÜN MODELLER

350388205
BIÇAKKOLU MİLİ KAMASI
(9x10x50mm) - (BURUNLU)

LV-0577



BÜTÜN MODELLER

353848110
TAMBUR MİLİ KAMASI
(9x14x110mm)

LV-0578



BÜTÜN MODELLER

350382975
MOTORBAŞI MİLİ KAMASI
(12x12x75mm)

LV-0596



L517-L520-L624-3500

321206450
HELEZON PARMAĞI
(16'LIK) - (NORMAL)

LV-0597



L517-L520-L624-3500

321206450
HELEZON PARMAĞI
(16'LIK) - (SULU) - (KADMİYUMLU)


LV-0598



L517-L520-L624-3500

320431450
HELEZON PARMAĞI
(16'LIK) - (SULU) - (KADMİYUMLU)

LV-0599



LCS MERDANE

84000121
2.BATÖR PARMAĞI -(16'LIK)
(NORMAL) - (KADMİYUMLU)



TARMO A.Ş.

LAVERDA

www.tarmo.com.tr

LV-0600



LS17-LS20-L624-L627

321869550

HELEZON PARMAGI
(14'LÜK) - (23cm) - (NORMAL)

LV-0601



BÜTÜN MODELLER

321206450

HELEZON PARMAGI - (14'LÜK)
(23cm) - (SULU) - (KADMIYUMLU)

LV-0602



BÜTÜN MODELLER

2.BATÖR PARMAGI - (14'LÜK)
(NORMAL) - (KADMIYUMLU)

LV-0603



BÜTÜN MODELLER

322840450

HELEZON PARMAGI - (14'LÜK)
(SİVRİ UÇ) - (KADMIYUMLU)

LV-0608



LS17-LS20-L624-L627

300015644

HELEZON PARMAGI AŞIĞI
(14mm) - (PLASTİK)

LV-0609



LS17-LS20-L624-L627

300015644

HELEZON PARMAGI AŞIĞI
(16mm) - (PLASTİK)


LV-0610



LS17-LS20-L624

HELEZON PARMAGI T FİBERİ
(16'LİK) - (KELEPÇELİ)


LV-0611



LS17-LS20-L624

HELEZON PARMAGI T FİBERİ
(14'LÜK) - (KELEPÇELİ)

LV-0612



BÜTÜN MODELLER

HELEZON PARMAGI ÜST NAYLONU
(TAKVİYELİ)

LV-0613



BÜTÜN MODELLER

300129658-300129700
HELEZON YATAĞI
(ALÜMİNYUM) - (TAKIM)

LV-0614



BÜTÜN MODELLER

321035550
DOLAP TIRMIK FİBERİ

LV-0615




BÜTÜN MODELLER

300129659
HELEZON PARMAGI YATAK PLASTİĞİ
(TEK)



LV-0639



132

ÜST ELEK
(1280x1140mm)

LV-0640



132

ALT ELEK
(1160x1140mm)

LV-0665



L500-L600-3000 SERİSİ


300134326
ÇELTİK PALET MAKARASI - (D4)
(KOMPLE)

LV-0666



300134622
ÇELTİK PALET YÜRÜTÜCÜ MAKARA
MİLİ - (FLANŞLI)

LV-0667




313461800
ÇELTİK PALET YÜRÜTÜCÜ MAKARA
MİL YATAĞI - (BURÇLU)

LV-0668




300134620
ÇELTİK PALET YÜRÜTÜCÜ MAKARA
YATAK BURCU

LV-0669



300134626
ÇELTİK PALET YÜRÜTÜCÜ MAKARA
YATAK KEPİ

LV-0672



L517-L624-3650-3790

313299000
PALET BAĞLANTI YATAK KEPİ

LV-0673



L517-L520-L624-3650

300132991
PALET DIŞ RULMAN YATAĞI
(SFERO)

LV-0701



BÜTÜN MODELLER

SAĞIR ELEK GETİ
(8'LİK)

LV-0702



BÜTÜN MODELLER

SAĞIR ELEK GETİ
(15'LİK)

LV-0703



BÜTÜN MODELLER

SAĞIR ELEK GETİ
(40'LİK)



LV-0704



L517-L520-L624-L627

321814750
ELEVATÖR TAŞIYICI GETİ
(BÜYÜK)

LV-0705



L517-L520-L624-L627

321821950
ELEVATÖR TAŞIYICI GETİ
(KÜÇÜK)

LV-0706



BÜTÜN MODELLER

89503888
HELEZON PARMAK GETİ
(16'LIK DELİK)

LV-0707



3000 SERİSİ

300116499
ELEVATÖR TAŞIYICI GETİ

LV-0709



BÜTÜN MODELLER

321114850
BIÇAK ÜST BASKISI

LV-0710



BÜTÜN MODELLER

BIÇAK BASKISI
(ÇELTİK İÇİN)

LV-0712



L517-L520-L624

321023250
TIRMIK YAYI

LV-0713



M SERİSİ

323289750
TIRMIK YAYI

LV-0715



BÜTÜN MODELLER

EL FREN TELİ

LV-0716



BÜTÜN MODELLER

KUSTURUCU TELİ

LV-0717



L517-L624

322104750
HİDROSTATİK TELİ
(ORİJİNAL MALZEMELİ)

LV-0718



L517-L624

322167600
GAZ TELİ



LV-0719



BÜTÜN MODELLER

BOĞAZ KASNAK BURCU

LV-0720



L624

4796537
DEVİRDAİM
(FİAT MOTOR)

LV-0727



L517-L520-L624-L627

321830550
BEŞİK ASKI DEMİRİ

LV-0728



L517-L520-L624-L627

322028450
BEŞİK ASKI DEMİRİ

LV-0729



BÜTÜN MODELLER

TABLA AYAR KOLU
(FREZELİ)

LV-0730



BÜTÜN MODELLER

320942450
ARKA AKS BURCU
(55x60x60mm)

LV-0731



BÜTÜN MODELLER

TABLA HELEZON DİŞLİ BURCU
(60x45x13mm)

LV-0732



BÜTÜN MODELLER

321828450
BEŞİK ASKI DEMİRİ


LV-0734



BÜTÜN MODELLER

9832306
FREN BALATASI
(PABUÇ TİPİ) - (4'LÜ TAKIM)

LV-0735



BÜTÜN MODELLER

321981400
FREN BALATASI
(PABUÇ TİPİ) - (2'Lİ TAKIM)



MT-0001



FANTİNİ

12727

MISIR TABLA DIŞLİ YATAĞI
(SOL)

MT-0002



FANTİNİ

12728

MISIR TABLA DIŞLİ YATAĞI
(SAĞ)

MT-0003



FANTİNİ

12130

MISIR TABLA KULAKLI YATAĞI
(SAĞ)

MT-0004



FANTİNİ

12131

MISIR TABLA KULAKLI YATAĞI
(SOL)

MT-0005



FANTİNİ

3464

MISIR TABLA MAHRUTİ DIŞLİ
(SAPSIZ)

MT-0006



FANTİNİ

14819

MISIR TABLA MAHRUTİ DIŞLİ
(Z-13 / 16) - (UZUN)

MT-0007



FANTİNİ

14818

MISIR TABLA MAHRUTİ DIŞLİ
(Z-13 / 15) - (KISA)

MT-0008



FANTİNİ

13755

MISIR TABLA FREZELİ MİL
(Z-14 / 16)

MT-0009



FANTİNİ

17033

MISIR TABLA DÜZ DIŞLİ
(Z-16 / 28)

MT-0010



FANTİNİ

17032

MISIR TABLA KÜÇÜK DIŞLİ
(Z-12 / 14)

MT-0011



FANTİNİ

3465

MISIR TABLA AYNA DIŞLİ
(SAPLI)

MT-0012



FANTİNİ

14817

MISIR TABLA AYNA DIŞLİ
(SAPSIZ) - (DELİKLİ) - (DIŞI FREZELİ)



MT-0013



FANTİNİ

12129

MISIR TABLA ŞAPKALI YATAK
(KISA)

MT-0014



FANTİNİ

23848

MISIR TABLA AYNA DIŞLI
(SAPLI) - (FREZELİ)

MT-0015



FANTİNİ

13478

MISIR TABLA DÖRTKÖŞELİ BURGU
MİLİ

MT-0016



FANTİNİ

13763

MISIR TABLA DÜZ DIŞLI
(Z-23)

MT-0017



FANTİNİ

13762

MISIR TABLA FREZELİ MİLİ
(Z-20) - (KADEMELİ)

MT-0018



FANTİNİ

MISIR TABLA MAHRUTİ DIŞLI
(Z-13 / 16) - (ORTA BOY)

MT-0019



FANTİNİ

14808

MISIR TABLA EMNİYET CİR CİR
YATAĞI

MT-0020



FANTİNİ

14458

MISIR TABLA ŞANZIMAN MİLİ
(581mm) - (UZUN) - (SOL)

MT-0021



FANTİNİ

14814

MISIR TABLA ŞANZIMAN MİLİ
(533mm) - (KISA) - (SAĞ)

MT-0022




FANTİNİ

13083

MISIR TABLA ZİNCİR DIŞLISI
(Z-18) - (FREZELİ) - (GÖBEKLİ)

MT-0023



FANTİNİ

14556

MISIR TABLA GÖTÜRÜCÜ DIŞLISI
(Z-9) - (ÖN) - (KAMALI)

MT-0024



FANTİNİ

3429

MISIR TABLA UÇTAKİ BURGULU
YATAK - (SAĞ) - (SFERO)



MT-0025



FANTİNİ

3430

MISIR TABLA UÇTAKİ BURGULU
YATAK - (SOL) - (SFERO)

MT-0026



FANTİNİ

7772

MISIR TABLA KULAKLI YATAK
GRESÖRLÜĞÜ

MT-0027



FANTİNİ

20774

MISIR TABLA ZİNCİR GERGİ DİŞLİSİ
(Z-15) - (ARKA)

MT-0028



FANTİNİ

20625

MISIR TABLA ZİNCİR GERGİ DİŞLİSİ
(Z-14) - (ARKA)

MT-0029



FANTİNİ

MISIR TABLA ŞANZIMANI
(KÜÇÜK) - (SAP KIYICININ)

MT-0030



FANTİNİ

19900
MISIR TABLA ŞANZIMANI
(BÜYÜK) - (KOMPLE)

MT-0032



BÜTÜN MODELLER

13739

SAP KIYICI BİÇAĞI
(BÜYÜK)

MT-0033



BÜTÜN MODELLER

03959

SAP KIYICI BİÇAĞI YÜKSÜĞÜ
(BÜYÜK)

MT-0034



BÜTÜN MODELLER

20807

MISIR TABLA ŞANZIMAN SİGORTA
YAYI - (TAKIM)

MT-0035



BÜTÜN MODELLER

12918

MISIR TABLA ÜÇGEN BORULU DİŞLİ
(KÜÇÜK)

MT-0036



BÜTÜN MODELLER

12917

MISIR TABLA ÜÇGEN BORULU DİŞLİ
(BÜYÜK)

MT-0037



BÜTÜN MODELLER

12133

MISIR TABLA MERDANE BİÇAĞI
(SULU)



MT-0038



BÜTÜN MODELLER

3475

MISIR TABLA MERDANE MİLİ BURCU
(UZUN) - (ÇELİK)

MT-0039



BÜTÜN MODELLER

16405

MISIR TABLA MERDANE MİLİ BURCU
(KISA) - (ÇELİK)

MT-0040



BÜTÜN MODELLER

13624

MISIR TABLA MİLİ

MT-0041



BÜTÜN MODELLER

13648

MISIR TABLA MİLİ

MT-0042



BÜTÜN MODELLER

9793

MISIR TABLA KEÇESİ
(BÜYÜK)

MT-0043



BÜTÜN MODELLER

13635

MISIR TABLA KEÇESİ
(ORTA)

MT-0044



BÜTÜN MODELLER

1332

MISIR TABLA KEÇESİ
(KÜÇÜK)

MT-0046



BÜTÜN MODELLER

15540

MISIR TABLA ŞANZIMAN KUTUSU
(BÜYÜK) - (BOŞ)

MT-0047



BÜTÜN MODELLER

14869

MISIR TABLA KIRICI ŞANZIMAN
KUTUSU - (BOŞ)

MT-0048



BÜTÜN MODELLER

13774

MISIR TABLA DİŞLİSİ
(Z-15 / 24) - (TAKIM)

MT-0049



BÜTÜN MODELLER

13776

MISIR TABLA DİŞLİSİ
(Z-17 / 24) - (TAKIM)

MT-0050



BÜTÜN MODELLER

13773

MISIR TABLA DİŞLİSİ
(Z-16 / 24) - (TAKIM)



MT-0051



BÜTÜN MODELLER

11423

MISIR TABLA BİÇAK YATAĞI

MT-0052



BÜTÜN MODELLER

23383

MISIR TABLA ZİNCİR GERĞİ DİŞLİSİ
(Z-9) - (FREZELİ)

MT-0053



BÜTÜN MODELLER

14457

MISIR TABLA MİLİ
(581mm) - (SAĞ)

MT-0054



BÜTÜN MODELLER

20773

MISIR TABLA GÖTÜRÜCÜ DİŞLİ
BAĞLANTI ÇATALI

MT-0055



BÜTÜN MODELLER

10672

MISIR TABLA GÖTÜRÜCÜ DİŞLİ BORU
PİMİ

MT-0056



BÜTÜN MODELLER

16408

MISIR TABLA GÖTÜRÜCÜ DİŞLİ
ÇANAK PULU

MT-0057



BÜTÜN MODELLER

3358

MISIR TABLA GÖTÜRÜCÜ DİŞLİ ARA
HALKASI

MT-0058



FANTİNİ

13777

MISIR TABLA DİŞLİSİ
(Z-15 / 25)

MT-0059



FANTİNİ

MISIR TABLA DİŞLİSİ
(Z-15 / 29) - (TAKIM)

MT-0060



FANTİNİ

12760

MISIR TABLA MUHAFAZASI
(ÖN) - (PLASTİK)

MT-0061



FANTİNİ

13913

MISIR TABLA MUHAFAZASI
(ARKA) - (PLASTİK)

MT-0063



FANTİNİ

10671

MISIR TABLA PİMİ
(ŞAPKALI)



MT-0064



FANTİNİ

10515
MISIR TABLA BASKI YAYI

MT-0067



FANTİNİ

13756
MISIR TABLA DİŞLİ YAYI

MT-0068



FANTİNİ

19874
MISIR TABLA DİŞLİ KAMASI
(7x8x26mm)

MT-0069



FANTİNİ

14813
MISIR TABLA DİŞLİ KAMASI
(8x10x20mm)

MT-0070



GERINGHOFF

**MISIR TABLA DİŞLİSİ
(Z-17) - (KAMALI)**

MT-0265



FANTİNİ

3071
MISIR TABLA ZİNCİRİ
(KISA) - (ESKİ MODEL)

MT-0266



FANTİNİ

6943
MISIR TABLA ZİNCİRİ
(UZUN) - (YENİ MODEL)

MT-0267



GRESSONİ

MISIR TABLA ZİNCİRİ

MT-0268



GERINGHOFF

MISIR TABLA ZİNCİRİ

MT-0269



FANTİNİ

3119
MISIR TABLA ZİNCİR KİLİDİ

MT-0270



FANTİNİ

3130
MISIR TABLA ZİNCİRİ YARIM EKİ

MT-0271



FANTİNİ

MISIR TABLA ZİNCİR KİLİDİ



MT-0272



GERINGHOFF

MISIR TABLA ZİNCİR KİLİDİ

MT-0273



FANTİNİ

MISIR TABLA ZİNCİRİ YARIM EKİ

MT-0300



AKTÜRK

MISIR TABLA DÜZ DİŞLİSİ
(Z-16 / 28)

MT-0301



AKTÜRK

MISIR TABLA ŞANZİMAN BAŞ MİLİ
(FREZELİ)

MT-0302



AKTÜRK

MERDANE MİL BURCU

MT-0303



AKTÜRK

MISIR TABLA MAHRUTİ DİŞLİ
(Z-16 / 14)

MT-0304



AKTÜRK

MISIR TABLA DİŞLİSİ
(Z-14 / 12) - (KÜÇÜK)

MT-0305



AKTÜRK

MISIR TABLA DİŞLİSİ
(Z-14) - (KARŞILIĞI)

MT-0306



AKTÜRK

MISIR TABLA DİŞLİSİ
(Z-23) - (ÇİFT - KONİK)

MT-0307



TC50 SERİSİ-LAVERDA

AYNA MAHRUTİ DİŞLİSİ - (Z-15 / 33)
(ALT ŞANZİMAN) - (TAKIM)

MT-0308



TC50 SERİSİ

AYNA MAHRUTİ DİŞLİSİ - (Z-15 / 27)
(ALT ŞANZİMAN) - (TAKIM)

MT-0309



LAVERDA-TC50-CS SERİSİ

AYNA MAHRUTİ DİŞLİSİ - (Z-10 / 24)
(ÜST ŞANZİMAN) - (TAKIM)



MT-0310



TC50 SERİSİ

AYNA MAHRUTİ DİŞLİSİ - (Z-10 / 24)
(ÜST ŞANZIMAN) - (TAKIM)

MT-0311



CLAA5

AYNA MAHRUTİ DİŞLİSİ - (Z-18 / 30)
(ALT ŞANZIMAN) - (TAKIM)

MT-0312



CLAA5

AYNA MAHRUTİ DİŞLİSİ - (Z-21 / 28)
(ÜST ŞANZIMAN) - (TAKIM)

MT-0313



AKTÜRK

MAHRUTİ DİŞLİ
(Z-27) - (SAPLI)

MT-0314



AKTÜRK

ÖN HELEZON GERĞİ DİŞLİSİ
(Z-15)

MT-0315



AKTÜRK

ANA ŞANZIMAN KONİK DİŞLİSİ
(Z-16)

MT-0316



AKTÜRK

ÖN GÖTÜRÜCÜ ZİNCİR DİŞLİ
(Z-15) - (RULMANLI)

MT-0317



AKTÜRK

MISIR TABLA ANA ŞANZIMAN
FREZELİ MİL - (Z-14 / 16)

MT-0318



AKTÜRK

FREZELİ MİL
(Z-6) - (ÜST ŞANZIMAN)

MT-0319



AKTÜRK

KAPLİN MİLİ
(Z-23) - (ALT ŞANZIMAN)

MT-0320



AKTÜRK

MISIR TABLA ÖN MERDANE
BAĞLANTI ŞAKÜLÜ

MT-0321



AKTÜRK

ANA ŞANZIMAN MİLİ
(Z-23) - (FREZELİ)



MT-0322



AKTÜRK

ANA ŞANZIMAN MİLİ
(KAMALI)

MT-0323



AKTÜRK

KIRICI ŞANZIMAN BIÇAK YATAĞI

MT-0324



AKTÜRK

GÖTÜRÜCÜ DİŞLİ BAĞLANTI ÇATALI

MT-0325



AKTÜRK

ALT KIRICI ŞANZIMAN TAKOZU

MT-0326



AKTÜRK

MERDANE MİL BURGUSU
(SAĞ)


MT-0327



AKTÜRK

MERDANE MİL BURGUSU
(SOL)

MT-0328



AKTÜRK

MERDANE ÖN BAĞLANTI YATAĞI
(SAĞ)

MT-0329



AKTÜRK

MERDANE ÖN BAĞLANTI YATAĞI
(SOL)

MT-0330



AKTÜRK

ALT KIRICI ŞANZIMAN AYAR KOLU

MT-0331



AKTÜRK

GÖTÜRÜCÜ DİŞLİ ÇANAK PULU
(SAC)


MT-0332



AKTÜRK

YATAKLAMA PİMİ

MT-0334



AKTÜRK

GÖTÜRÜCÜ DİŞLİ HALKASI



MT-0335



AKTÜRK

MISIR TABLA DOMUZ BURNU
(SAĞ)

MT-0336



AKTÜRK

MISIR TABLA DOMUZ BURNU
(SOL)

MT-0364



AKTÜRK

SAP KİYİCİ BİÇAK
(YÜKSÜĞÜ SULU)

MT-0365



AKTÜRK

SAP KİYİCİ BİÇAK
(BÜYÜK)

MT-0366



AKTÜRK

MISIR TABLA MERDANE BİÇAĞI
(SULU)



BL-0001



GALLIGNANI

AYNA MAHRUTİ DİŞLİSİ
(Z-7 / 47) - (TAKIM)

BL-0002



GALLIGNANI

AYNA MAHRUTİ DİŞLİSİ
(Z-8 / 47) - (TAKIM)

BL-0025



GALLIGNANI

KUYRUK BALATASI
(BÜYÜK)

BL-0026



GALLIGNANI

KUYRUK BALATASI
(KÜÇÜK)

BL-0027



5000-5100

8857035
PİKAP ASKI HALATI
(BALYA MAKİNASI)


BL-0036



CLAAS

980326.0
MAHRUTİ DİŞLİSİ
(Z-19 / 21) - (ŞAPKALI)

BL-0037



CLAAS

980327.1
AYNA DİŞLİSİ
(Z-17)


BL-0038



CLAAS

980393.1
BALYA MAKİNA DİŞLİSİ
(Z-17 / 17) - (ÇİFT SIRA)


BL-0039



CLAAS

980335.1
DİŞLİ ARA YATAĞI

BL-0040



MERCATOR

788557.0
VOLANT KAVRAMA TAKOZU
(BALYA MAKİNASINA)

BL-0041



JAGUAR-QUANTUM-SPRINT

918238
TIRMIK YAYI




DF-0001



BÜTÜN MODELLER

06503531
MASTAR ROTU

DF-0002



BÜTÜN MODELLER

06508120
RULMAN YATAĞI

DF-0003



BÜTÜN MODELLER

06508627
BATÖR YATAĞI
(TIRTIRLI)

DF-0004



BÜTÜN MODELLER

TIRMIK YAYI
(PLASTİK)

DF-0005



BÜTÜN MODELLER

06506893
BIÇAKKOLU ŞANZİMAN EKSANTRİK
MİLİ


DF-0006



BÜTÜN MODELLER

BIÇAKKOLU ŞANZİMAN EKSANTRİK
MİL DİŞLİSİ

DF-0007



BÜTÜN MODELLER

YATAK

DF-0008



BÜTÜN MODELLER

SARSAK TAKOZ YATAĞI
(AHŞAP)

DF-0009



BÜTÜN MODELLER

06509007
BIÇAKKOLU EKSANTRİĞİ
(DÖVME)


DF-0010



BÜTÜN MODELLER


16234585
DOLAP EKSANTRİK SACI

DF-0069



ÜST ELEK

DF-0070



ALT ELEK



TARMO A.Ş.

FORD

www.tarmo.com.tr

F-0001



DEXTA

957E7100C
1-3 VİTES DİŞLİSİ
(Z-49)

F-0002



DEXTA

957E7101E
2-5 VİTES DİŞLİSİ
(Z-41)

F-0003



DEXTA

957E7017C
PRİZDİREK DİŞLİSİ
(Z-17)

F-0004



DEXTA

957E7061E
KAMALI MİL
(Z-28 / 17)

F-0005



DEXTA

957E7111D
GRUP MİLİ
(Z16)

F-0006



DEXTA

C5NN7113G
DAİMI İŞTİRAK DİŞLİSİ

F-0007



DEXTA

E418GA9
ÇIKIŞ GRUP MİLİ
(TOP DİŞLİ)


F-0011



2000

C5NN7100A
1. VİTES DİŞLİSİ
(Z-49)

F-0012



2000

957E7101E
2-5 VİTES DİŞLİSİ
(Z-41)

F-0013



2000

960E7061A-81804670
KAMALI MİL
(Z-28 / 17)

F-0014



2000

C5NN7017H
PRİZDİREK DİŞLİSİ

F-0015



2000

C5NN7113G/1
DAİMI İŞTİRAK DİŞLİSİ



F-0016



2000

C5NN7113A
ÇIKIŞ GRUP MİLİ
(TOP DİŞLİ)

F-0017



2000

957E7111E
GRUP MİLİ

F-0019



2000

349GA9
TAKVİYE DİŞLİSİ

F-0026



3000-3600-3610

C5NN7100F-81813565
1.VİTES DİŞLİSİ
(Z-46)

F-0027



3000-3600-3610

C5NN7102F-81813567
2.VİTES DİŞLİSİ
(Z-43)

F-0029



3000-3600-3610

C5NN7K013E-81813564
GERİ VİTES DİŞLİSİ
(Z-32)

F-0034



3000-3600-3610

C5NN7113D-81804754
DAİMİ İŞTİRAK DİŞLİSİ
(Z-56)

F-0036



3000-3600-3610

C5NN7111M-81813568
GRUP MİLİ
(Z-18)


F-0037



3000-3600-5000

C5NN7113B-81804753
TAKVİYE DİŞLİSİ ARA GRUP
(Z-35 / 16)

F-0038



3000-3600-5000

C5NN7145A-81804812
TAKVİYE DÜZ DİŞLİSİ
(Z-49)


F-0039



3000-3600-5000

C5NN7106D-83924545
4/8 KAVRAMA
(Z-21)

F-0040



3000-3600-3610

E344GA9-D6NN7N072C
SENKROMEÇ KAPLINİ
(TAKIM)




TARMO A.Ş.

FORD

www.tarmo.com.tr

F-0041



3000-3600-5000-6600

957E7106
SENKROMEÇ KAPLIN DIŞ ÇEMBER

F-0045



3000-3600

C5NN702A-81801786
ŞANZIMAN MİLİ


F-0055



5000-6600

C5NN7N100A-E6NN7N100BA
1.VİTES DİŞLİSİ
(Z-49)


F-0056



3610-5000-6600

C5NN7N100C-81813521
1.VİTES DİŞLİSİ
(Z-46)

F-0057



5000-6600

C5NN7N101D-81813520
2.VİTES DİŞLİSİ
(Z-43)

F-0058



5000-6600

C5NN7N339D-81805076
3.VİTES DİŞLİSİ
(Z-35)

F-0060



5000-6600

C5NN7N012A
GERİ VİTES DİŞLİSİ
(Z-30)

F-0061



5000-6600-6610-7610

C5NN7N012B-E6NN7N012AA
GERİ VİTES DİŞLİSİ
(Z-32)

F-0064



5000-6600

C5NN7C094B
GRUP MİLİ
(Z-30 / 18)

F-0065



5000-6600

C5NN7C094A
GRUP MİLİ
(Z-30 / 16)

F-0066



5000-6600

C5NN7111G
KAMALI MİLİ
(Z-30)

F-0067



5000-6600

C5NN7A684A
ŞANZIMAN MİLİ
(İÇ PRİZDİREK)



TARMO A.Ş.

FORD

www.tarmo.com.tr

F-0069



5000

E0NN7106BA-81813478
4/8 KAVRAMA

F-0073



5000-6600

D2NNN752C-81801921
KUYRUK MİLİ
(KISA)

F-0074



5000-6600

D2NNN752B-81826817
KUYRUK MİLİ
(UZUN)

F-0075



5000-6600-6610

C5NNA726A-81801857
REDİKTÖR DİŞLİ
(Z-81)

F-0076



5000-6600-6610

C5NN745B-D1NN745B
REDİKTÖR DİŞLİ KARŞILIĞI
(Z-23)

F-0077



5000-6600

D2NNN883A-C7NNN883A
ÇANAK DİŞLİ KARŞILIĞI
(DÖVME)


F-0078



5000-6600

D6NN7N072A
SENKROMEÇ
(TAKIM) - (KÜÇÜK)

F-0079



5000-6600

D6NN7N072B-81804695
SENKROMEÇ
(TAKIM) - (BÜYÜK)

F-0081



5000-6600

C9NN7C094B-81822959
GRUP MİLİ
(Z-30 / 18) - (KALIN)

F-0083



5000-6600

C9NN7113B
TAKVİYE TAKVİYE GRUP DİŞLİSİ
(TOP DİŞLİ) - (KALIN)


F-0084



5000-6600-6610

C5NNA701A-81801779
REDİKTÖR MİLİ

F-0086



5000-6600-6610

C5NN4044A-PB302.24
KOZA DİŞLİ
(Z-20)



F-0087



5000-6600-6610

C7NNA726C-81817322
REDÜKTÖR DİŞLİ
(Z-79)

F-0088



5000-6600-6610

C7NN745B-D1NN745C
REDÜKTÖR DİŞLİ KARŞILIĞI
(Z-25)

F-0089



5000

C5NN4049A-PB302.25
GÜNEŞ DİŞLİ

F-0100



6610-6610S-7740

E0NN7017HA-83926238
PRİZDİREK DİŞLİSİ

F-0101



6610-6610S-6610S-7740-7840-8240-TS

D2NN7017EA-83946987
PRİZDİREK DİŞLİSİ

F-0102



6610-6610S

E0NNN750AA-81879096
ÇANAK DİŞLİ

F-0103



6610-6610S

E6NN7111AA-81822960
KAMALI MİL
(Z-30)

F-0104



6610-6610S

C9NNN883AA-D9NNN883AA
ÇANAK DİŞLİ KARŞILIĞI

F-0106



5000-6610

E4NN7A684AA-83948847
ŞANZİMAN MİLİ
(Z-20 / 25) - (YENİ)

F-0108



6640-7740

E9NN7A684AA-81862903
ŞANZİMAN MİLİ
(Z-20) - (102cm)


F-0111



6610-6610S

D0NN4049A-81823522
GÜNEŞ DİŞLİ

F-0112



6610-6610S

D6NN3N175A
KOZA DİŞLİ



TARMO A.Ş.

FORD

www.tarmo.com.tr

F-0129



3000-3600

C5NNN705A
PTO KAPLİN

F-0131



3860-4000

C5NN4044B
PLANET DİŞLİ

F-0132



4000

C5NN4049B
GÜNEŞ DİŞLİ

F-0135



3000-3600

C5NN717A
KAPLİN

F-0136



MAJOR

PRİZDİREK DİŞLİSİ